



2021

OFFICIAL GUIDE

2 0



2 0

Allan H. Selig Award
for

PHILANTHROPIC EXCELLENCE



2021

OFFICIAL GUIDE

CONTENTS

Jays Care Foundation.....	7
Toronto Blue Jays Baseball Club	10
27 MANAGER AND COACHES BIOGRAPHIES	
39 PLAYER BIOGRAPHIES	
2021 40-Man Roster.....	183
189 2020 SEASON IN REVIEW	
2020 Toronto Blue Jays Season in Review.....	190
2020 Toronto Blue Jays Final Statistics.....	198
201 TORONTO BLUE JAYS HISTORY	
History of the Toronto Blue Jays	202
Blue Jays in the Postseason	213
Player History.....	221
Awards	238
Opening Day.....	257
263 TORONTO BLUE JAYS RECORDS	
Season Records	264
Attendance Records	275
Individual Records.....	281
Club Records.....	306
Blue Jays Rookies.....	321
Home Runs.....	324
341 OPPONENTS	
Leading Opponents vs. Blue Jays	342
Opponents All-Time Leaders vs. Toronto	344
Consecutive Wins and Losses vs. AL Opponents	355
357 PLAYER DEVELOPMENT	
Player Development	358
Scouting	359
2021 Minor League Instructors	365
Minor League Affiliates	367
2021 Minor League Players.....	375
379 MEDIA & MISCELLANEOUS	
Media Services	380
Broadcasting	382
Blue Jays Spring Training Directory.....	390
Detailed Table of Contents.....	395



2 0



2 0

Allan H. Selig Award
for

PHILANTHROPIC EXCELLENCE



The **Toronto Blue Jays** were named recipient of the **2020 Allan H. Selig Award for Philanthropic Excellence**. The honour recognizes the club's **Blue Jays Community Commitment**, a \$7.5 million COVID-19 response plan that supported those disproportionately affected by the pandemic across Canada, specifically addressing food insecurity and the unprecedented social isolation that many young Canadians faced. This is the second Selig Award for Philanthropic Excellence for the Blue Jays, which was previously honoured in 2012 for its Toronto Blue Jays Baseball Academy initiative.

The Blue Jays are only the second MLB club to win the award twice (Boston Red Sox - 2010 & 2019). The team was acknowledged for its extensive efforts throughout the COVID-19 pandemic, including:

- 8.1 million meals delivered to food insecure Canadians;
- 14,200 youth participated in Jays Care virtual programming;
- 1,500 teachers, youth leaders, and volunteers trained by Jays Care to run best-in-class virtual programming;
- 20,000 volunteer hours from Blue Jays, Jays Care, and Rogers staff from coast-to-coast-to-coast;
- 2,000 adaptive equipment kits delivered to families of children living with disabilities (Challenger Baseball)


“This gave my kids the chance to **feel a sense of belonging** again.”

- Toronto Community Housing Resident



“As a health care worker, this program gave my family the opportunity to sit together and **enjoy each other's company along with a meal.**”

- Toronto Community Housing Resident



“Jays Care’s inclusive programs have been a **ray of sunshine** during these dark times.”

- Challenger Baseball Parent





TONY FERNANDEZ

1962-2020

As the Toronto Blue Jays' longest-serving player, Tony Fernandez left an indelible mark on the hearts of a generation of Blue Jays fans during his 12 unforgettable seasons with the team.

Number 1 remains the club's franchise leader in games (1,450), hits (1,583), and triples (72). Signed by the Blue Jays in 1979, the Dominican shortstop had four stints with the club totalling 12 seasons, including as a member of the 1993 World Series Championship team, where he led the team with nine RBI and batted .333 in the six World Series games.

Tony was also a five-time All-Star and four-time Gold Glove winner at shortstop. His name was elevated to the Blue Jays Level of Excellence for his tremendous achievements on September 23, 2001.

The Blue Jays paid tribute to the life and legacy of Tony with a special "1" commemorative uniform patch, which was worn for the entirety of the 2020 season.

"There are few players in the game who can impact a team and a fan base the way Tony did in Toronto," said Mark Shapiro, President & CEO, Toronto Blue Jays. "Beyond his impressive career numbers, achievements, and accolades, Tony resonated with baseball fans because of how he played the game and conducted himself as a teammate. To wear a patch in his memory is to honour his exceptional life on behalf of Blue Jays fans across the country."



HEATHER CONNOLLY

1961-2020

Few people have had the tenure and impact on the Blue Jays organization, as Heather Connolly did. Joining the club in 1984 as an Administrative Assistant in the Ticketing department, Heather moved to her permanent home in Baseball Operations in 1988, serving in various capacities before becoming Senior Manager, Major League Administration.

"Heather was a constant in Baseball Operations, and her strength, optimism, and resilience, positively impacted the lives of so many throughout her 35-year Blue Jays career," said Ross Atkins, Executive Vice President, Baseball Operations & General Manager. "Her dedication to the game of baseball was inspiring to all; everyone in Baseball Operations and those who were closest to her, were proud to call Heather a friend and colleague."

Being a member of the Blue Jays organization was an incredibly important part of Heather's life. Her work – and most importantly, her relationships at the Blue Jays and throughout baseball – brought her great comfort and happiness. Many members of the organization got to know her family, as Heather shared her love of baseball with them, and most recently, with her grandsons. Our thoughts remain with her son, Jonathan; his wife, Lena; her two grandsons, Hayden and Liam; her sister, Davina; her brother, Mark; and their families.

Heather will be missed immensely, but never forgotten.



TORONTO BLUE JAYS BASEBALL CLUB

1 BLUE JAYS WAY, SUITE 3200, ROGERS CENTRE
TORONTO, ONTARIO M5V 1J1
(416) 341-1000

www.bluejays.com



THE 2021 TORONTO BLUE JAYS MEDIA GUIDE

Data for the 2021 Toronto Blue Jays Media Guide was gathered through February 28, 2021

Produced by: Toronto Blue Jays Communications Department
Richard Griffin, Jessica Beard, Madeleine Davidson, Adam Felton, Rodney Hiemstra


Stats provided by: Major League Baseball Information System, Elias Sports Bureau, Stats Perform

Cover Design: Toronto Blue Jays

Photo Credits: Steven Crawford, Sara Schmidle

Copyright © Toronto Blue Jays, 2021. All rights reserved.





Jays Care Foundation, the charitable arm of the Toronto Blue Jays, uses baseball to teach life skills and create lasting social change for children and youth all across Canada. Jays Care proudly works in all ten provinces and two territories running programs to level the playing field for more than 35,000 Canadian kids facing some of the most pronounced barriers, including:

- Children and youth living with disabilities
- Indigenous children and youth
- Girls without access to sport
- Children and youth living at or below the poverty line

BLUE JAYS COMMUNITY COMMITMENT

In 2020, Jays Care received Major League Baseball's Allan H. Selig Award for Philanthropic Excellence in recognition of its Blue Jays Community Commitment, a COVID-19 response plan supporting Canadian children and families disproportionately impacted by the pandemic. Jays Care became the second organization to win the Selig Award multiple times, after being recognized with the award in 2012. Though COVID-19 has impacted all Canadians, it has disproportionately affected those already facing significant barriers in their lives and exacerbated pervasive social issues for communities with greater concentrations of BIPOC individuals and has caused additional strain for families of children living with disabilities.

The Blue Jays Community Commitment benefited key areas that addressed the challenges that Canadian families were facing:

- Distributed over 8.1 million meals to food insecure Canadians
- Enabled virtual programming for more than 14,000 children and youth facing unprecedented isolation
- Provided 13,000 books to youth and families
- Distributed more than 2,000 adaptive equipment kits to children living with disabilities
- Trained 1,500 teachers and educators across the country

Jays Care's best-in-class virtual programming will continue in 2021, supporting Canadian children and families in need from coast to coast to coast.





OUR NATIONAL PROGRAMS

CHALLENGER BASEBALL:

Challenger Baseball is Jays Care's adaptive baseball program, run in partnership with Little League Canada and Baseball Canada, specifically designed to empower children, youth and adults living with physical and/or cognitive disabilities. The program teaches athletes living with disabilities the core life skills inherent to baseball, including: teamwork, communication, determination, resiliency, inclusion, support, and courage. Challenger Baseball ensures every athlete has the opportunity to play in a fun and safe environment where they learn to become more independent, build confidence, improve their communication skills, and set and achieve their own personal goals.

GIRLS AT BAT:

Girls At Bat is an initiative designed to help girls across the country set lofty goals and pursue them with tenacity. Jays Care Foundation has partnered with communities, schools and non-profit organizations to help increase female participation and retention in sport, using an eight to 12 week baseball and/or softball program as the vehicle. Partners apply to implement the program and receive robust training, coaching resources, equipment, some financial support and remote and in-person support to launch and sustain their programs.

FIELD OF DREAMS:

To play is to learn! Field Of Dreams is Jays Care's granting program dedicated to baseball infrastructure development that provides a safe space for children and youth to develop life skills through sport. The Field Of Dreams program provides funding to design, refurbish and build safe spaces for children and youth across Canada. Jays Care has invested nearly \$7 million across 68 projects in ten provinces and two territories over the past five years.

INDIGENOUS ROOKIE LEAGUE:

Using baseball as a tool to engage children, youth and adults in regular inter-generational play, Indigenous Rookie League enhances connections between all community members through creating safe spaces for communities to join together and play. This program increases mental health outcomes for children and youth in Indigenous communities while providing opportunities for the sharing of culture and development of life skills.

OUR TORONTO PROGRAMS


TCHC ROOKIE LEAGUE:

In partnership with Toronto Community Housing Corporation (TCHC), Rookie League is a best-in-class program for children and youth living in priority neighbourhoods across Toronto. Entering its 33rd season, Rookie League is designed to be a high-quality experience that engages kids in activities to help them learn essential life skills, and increase the number of positive peer relationships in their lives.

RBI:

RBI is a program based in schools across the country. Through working with local schools, school boards and organizations, RBI removes any barriers that students may face to participate in baseball. Participating schools receive trained coaches, equipment and uniforms so that students are fully prepared to participate in structured league play and championship tournaments. Students participate in weekly practices and games where they learn all of the basic rules, fundamentals and life-lessons that come from the game of baseball.





SUPPORT OUR #BLUEJAYSCOMMUNITY

GET YOUR 50/50 TICKETS:

The ultimate win-win! Fans across Ontario over the age of 18 can support Jays Care and join our league-leading 50/50 jackpots at bluejays.com/5050. Last year, the most philanthropic fans in baseball set an MLB record jackpot to begin the season, with one Blue Jays fan winning over \$1.197 million.

GET SOCIAL:

Follow us on Twitter and Instagram @JaysCare and like @JaysCare on Facebook to see our #BlueJaysCommunity in action across Canada!

BE OUR GUEST:

There are many opportunities to get involved with Jays Care virtual programming and events throughout the season. Visit jayscare.com to learn more about our programs, fundraising events, and the annual Sportsnet Jays Care Broadcast Auction presented by TD!

LEARN MORE:

For more information on Jays Care programming and events visit www.jayscare.com or contact Ben Sibley at 416-341-1169 or ben.sibley@bluejays.com.



TORONTO BLUE JAYS

BASEBALL CLUB & ROGERS CENTRE

*For a current version, visit bluejays.com

ROGERS COMMUNICATIONS

Edward Rogers.....Chairman, Toronto Blue Jays
 Phil Lind.....Vice Chairman, Rogers Communications Inc.
 Joe Natale.....President & CEO
 Tony Staffieri.....Chief Financial Officer

EXECUTIVE OFFICE

Mark A. Shapiro.....President & CEO
 Paul Beeston.....President Emeritus
 Ross Atkins.....Executive Vice President,
 Baseball Operations & General Manager
 Ben Colabrese.....Executive Vice President, Finance
 Anuk Karunaratne.....Executive Vice President,
 Business Operations
 Marnie Starkman.....Executive Vice President,
 Business Operations
 Gail Ricci.....Executive Assistant to the President & CEO

BASEBALL OPERATIONS

Tony Lacava.....Senior Vice President, Player Personnel
 Andrew Tinnish.....Vice President,
 International Scouting & Baseball Operations
 Joe Sheehan.....Assistant General Manager
 Michael Murov.....Director, Baseball Operations
 Michael Shaw.....Director, Team Travel &
 Clubhouse Operations
 Sanjay Choudhury.....Assistant Director,
 Research & Development
 Jeremy Reesor.....Assistant Director, Baseball Operations
 Peter Saunders.....Assistant Director and Technical Lead,
 Baseball Systems
 Kevin Malloy.....Senior Manager, Visiting Clubhouse
 Scott Blinn.....Senior Manager, Clubhouse Operations
 Mustafa Hassan.....Manager, Home Clubhouse Operations
 Anna Coppola.....Executive Assistant to the General Manager
 Adam Yudelman.....Coordinator, Baseball Research
 Graydon Carruthers.....Coordinator, Baseball Research
 Liam Stevenson.....Assistant, Baseball Research
 John Babocsi.....Player Personnel Analyst
 Dan Goldberg.....Research Analyst
 Megan Evans.....Assistant,
 Pro Scouting & Baseball Operations
 Spencer Estey.....Baseball Systems Developer
 John Meloche.....Analytics Developer
 Eric Slotter.....Major League Video Coordinator
 Theron Simpson.....Analyst, Advanced Scouting
 Ginger Poulson.....Analyst, Amateur Scouting
 Shanna Shi.....Baseball Operations Fellow
 Alex Andreopoulos.....Bulpen Catcher
 Nevin Ashley.....Bulpen Catcher
 Hector Lebron.....Bilingual Player Interpreter
 Jun Sung Park.....Bilingual Player Interpreter
 Se Hong Jang.....Major League Player Trainer
 Bryan Lee.....Coordinator, Baseball Operations

BASEBALL OPERATIONS - HIGH PERFORMANCE

Angus Mugford.....Vice President, High Performance
 Dehra Harris.....Assistant Director,
 High Performance Operations
 Andrew Pipkin.....Medical Director
 Phil Dimino.....Rehab Coordinator
 Michael Rendon.....Assistant Athletic Training Coordinator
 Scott Peters.....Medical Research Coordinator
 Ben Freakley.....Head of Mental Performance
 Sam Lima.....Employee Assistance Program Director
 Jeremy Chiang.....Nutrition Coordinator
 Steve Rassel.....Strength & Conditioning Coordinator,
 Minor League
 Kyle Edlhuber.....Strength & Conditioning Rehab Coordinator,
 Minor League

Brandon Stone.....Sports Science Coordinator
 Jose Julian Ministral.....Head Athletic Trainer
 Voon Chong.....Assistant Athletic Trainer, Major League
 John Biggar.....Physical Therapist, Major League
 Drew MacDonald.....Major League Assistant &
 Athletic Training Coordinator
 Dr. John Theodoropoulos.....Head Orthopedic Surgeon
 Dr. David Lawrence.....Head Primary Care Physician
 Todd Earl.....Sports Massage
 Jon Woodworth.....GCL ATC &
 Latin American Medical Coordinator
 Jimmy VanOstrand.....Mental Performance Coach,
 Major League
 Rob DiBernardo.....Mental Performance Coach
 John Lannan.....Mental Performance Coach
 Matthew Galvez.....Assistant Mental Performance Coach
 Dr. Ted Farrar.....Physician Coordinator (Florida)
 Reeve Bergesen.....High Performance &
 Player Development Project Manager
 Scott Weberg.....Head Strength & Conditioning Coach,
 Major League
 Jeremy Trach.....Assistant Strength & Conditioning Coach,
 Major League
 Aaron Spano.....Assistant Minor League S&C Coordinator
 Alex Suerte.....Assistant Physical Therapist
 Melissa Doldron.....Consulting Sports Massage
 Dr. Jason Smith.....Consulting Orthopedic Surgeon
 Dr. Steven Mirabello.....Consulting Orthopedic Surgeon (Florida)
 Dr. Irv Feferman.....Consulting Team Physician
 Dr. Pat Graham.....Consulting Chiropractor
 Dr. James Fischer.....Consulting Medicine Physician (Florida)
 Dr. Ron Taylor.....Physician Emeritus

BASEBALL OPERATIONS - PLAYER DEVELOPMENT

Gil Kim.....Director, Player Development
 Charlie Wilson.....Director, Minor League Operations
 Joe Sclafani.....Assistant Director, Player Development
 Casey Candaele.....Field Coordinator - Triple-A Manager
 John Tamargo Jr.....Short-Season Field Coordinator
 Dallas McPherson.....Skill Development Coordinator
 Hunter Mense.....Hitting Coordinator
 Danny Solano.....Infield Coordinator
 Matt Buschmann.....Director of Pitching Development
 & Major League Bulpen Coach
 Corey Popham.....Pitching Development Coordinator
 Matt Tracy.....Pitching Development Coordinator
 Will Habib.....Coordinator,
 Player Development & HP Operations
 Matt Hague.....Swing Consultant & Affiliate Hitting Coach
 Reed Kienle.....Minor League Hitting Analyst
 Evan Short.....Pitching Skills Coach & Strategist
 Billy Wardlow.....Equipment Coordinator
 Matt von Roemer.....Technology Operations Coordinator
 Tim Raines.....Special Assistant to Player Development
 Sonia De La Cruz.....Education Coordinator
 Michelle Rodgers.....Minor League Operations
 Business Manager
 Michael Rivera.....Assistant, Player Development
 David Howell.....Complex Pitching Coach
 Demetre Kokoris.....Rehab Pitching Coach
 Luis Silva.....Rehab Position Coach



BASEBALL OPERATIONS - PRO SCOUTING

Ryan Mittleman.....	Director, Pro Scouting
Russ Bove.....	Special Assignment Scout
Dean Decillis.....	Special Assignment Scout
Sai Butera.....	Major League Scout
Jim Skaalen.....	Major League Scout
Matt Anderson.....	Professional Scout
Blake Bentley.....	Professional Scout
Kevin Briand.....	Professional Scout
Justin Coleman.....	Professional Scout
Marc Lippman.....	Professional Scout
Mitch Leeds.....	Professional Scout
David May Jr.....	Professional Scout
Tim Rooney.....	Professional Scout
Hideaki Sato.....	Pacific Rim Scout
Carson Cistulli.....	Coordinator, Player Personnel
Jon Lalonde.....	Coordinator, Player Personnel
Nick Manno.....	Coordinator, Player Personnel
Brent Urcheck.....	Coordinator, Player Personnel
Tommy Farah.....	Pro Scouting Analyst
Stephen Yoo.....	Pro Scouting Fellow

BASEBALL OPERATIONS - AMATEUR SCOUTING

Shane Farrell.....	Director, Amateur Scouting
Harry Einbinder.....	Manager, Amateur & International Scouting
Kory Lafreniere.....	Manager, Amateur Scouting
Blake Crosby.....	National Supervisor
Matt Bischoff.....	Regional Crosschecker
C.J. Ebarb Jr.....	Regional Crosschecker
Jamie Lehman.....	Regional Crosschecker
Michael Youngberg.....	Regional Crosschecker
Paul Tinnell.....	Amateur Crosschecker
Brian Johnston.....	Amateur & International Crosschecker
Adam Arnold.....	Area Scout - Phoenix, AZ
Joey Aversa.....	Area Scout - Fountain Valley, CA
Coulson Barbiche Jr.....	Area Scout - Midlothian, VA
Brandon Bishoff.....	Area Scout - Tampa, FL
Tom Burns.....	Area Scout - Harrisburg, PA
Chris Curtis.....	Area Scout - Houston, TX
Ryan Fox.....	Area Scout - Yakima, WA
Pete Holmes.....	Area Scout - Boston, MA
Matt Huck.....	Area Scout - Chicago, IL
Randy Kramer.....	Area Scout - Aptos, CA
Jim Lentine.....	Area Scout - San Clemente, CA
Nate Murrie.....	Area Scout - Bowling Green, KY
Don Norris.....	Area Scout - Hoover, AL
Matt O'Brien.....	Area Scout - Clermont, FL
Manny Padron.....	Area Scout - Miami, FL
Wes Penick.....	Area Scout - Clive, IA
Max Semler.....	Area Scout - Dallas, TX
Bud Smith.....	Area Scout - Lakewood, CA
Mike Tidick.....	Area Scout - Statesboro, GA
Gerald Turner.....	Scout - Euleus, TX
Roberto Santana.....	Scout - Puerto Rico
Jay Lapp.....	Canadian Scouting - London, ON
Jasmin Roy.....	Canadian Scouting - Longueuil, QC
Rene Tosoni.....	Canadian Scouting - Coquitlam, BC
Patrick Griffin.....	Canadian Scouting - Toronto, ON
Chirag Nanavati.....	Amateur Scouting Video Coordinator
Tony Cho.....	Amateur & International Video Associate
Adam McInturff.....	Amateur Scouting Video Associate

BASEBALL OPERATIONS - INTERNATIONAL SCOUTING

Jose "Sandy" Rosario.....	Director, International Operations
Aaron Acosta.....	Supervisor, Mexican Scouting
Jose Contreras.....	Supervisor, Venezuelan Scouting
Lorenzo Perez.....	Supervisor, Dominican Scouting
Francisco Plasencia.....	Scouting Coordinator, South America
Julio Ramirez.....	Assistant, International Scouting
Tyler Baldwin.....	Assistant, International Operations
Franklin Briceño.....	International Video Coordinator
- Caracas, VZ	
Alexis de la Cruz.....	International Scouting
- Santo Domingo, DR	
Luciano del Rosario.....	International Scouting
- Santo Domingo, DR	
Oscar Delgado.....	International Scouting - Oriente, VZ
Enrique Falcon.....	International Scouting - Cartagena, COL
Jhoan Gomez.....	International Scouting - Mao, DR
Miguel Leal.....	International Scouting - Maracay, VZ
Alirio Ledezma.....	International Scouting - Maracaibo, VZ
Jose Natera.....	International Scouting
- San Pedro de Macoris, DR	
Luis Natera.....	International Scouting
- San Pedro de Macoris, DR	
Eric Ramirez.....	International Scouting - Santo Domingo, DR
Daniel Sotelo.....	International Scouting - Managua, NIC
Alex Zapata.....	International Scouting - Colon, PAN

COMMUNICATIONS

Richard Griffin.....	Communications Advisor & Liaison
Jessica Beard.....	Director, Communications
Madeleine Davidson.....	Manager, Communications
Adam Felton.....	Coordinator, Communications
Rodney Hiemstra.....	Coordinator, Communications

CORPORATE PARTNERSHIPS

Mark Ditmars.....	Vice President, Corporate Partnerships
John Griffin.....	Director, Business Development
David O'Reilly.....	Director, Corporate Partnerships
Mark Palmer.....	Director, Corporate Partnerships
Max Sisam.....	Director, Corporate Partnerships
Michael Lunder.....	Manager, Business Planning
Honsing Leung.....	Manager, Client Service
Shauna Powell.....	Manager, Client Service
Matt Dexter.....	Coordinator, Client Service
Ryan Knapp.....	Coordinator, Business Development

FACILITY MANAGEMENT

Jennifer Angiella.....	Senior Director, Facility Management
Tom Farrell.....	Director, Field Operations
Mike Medeiros.....	Senior Manager, Facility Services
Shiraz Salih.....	Manager, Parking
Ailen Taitt-Kinsey.....	Manager, Health & Safety
Dean Caracciolo.....	Manager, Field Operations
Ben Jamieson.....	Specialist, Field Operations
Jeff Klecs.....	Specialist, Field Operations
Emily Robertson.....	Specialist, Project Management
Chris Binns.....	Technician, Field Operations
Tyler Letofsky.....	Technician, Field Operations
Rob Stiles.....	Technician, Field Operations
Regan Ramos.....	Assistant Manager, Facility Services
William Robertson.....	Senior Service Technician, Facility Services
Graham Jackson.....	Technician, Facility Services
Louis Leandro.....	Technician, Facility Services

FACILITY MAINTENANCE

Paul Zuschlag.....	Senior Manager, Facility Maintenance
Russell Shapland.....	Senior Building Operator
Kin-Chung Pang.....	Senior Building Operator
Juan Medrano.....	Senior Building Operator
Justin Lobert.....	Electrician
Karl Peternel.....	Electrician
Michael Lynch.....	Maintenance Mechanic
Brittany Monague.....	Coordinator, Engineering



FAN EXPERIENCE & CONCESSIONS

Michelle Seniuk..... Vice President,
Fan Experience & Concessions
Christine Robertson..... Director, Fan Services
Cristina Mastrantoni..... Senior Manager, Planning and Buying
Michelle Young..... Manager, Retail
Matt Robertson..... Manager, Warehouse
Jessica Wood..... Manager, Promotions
Jake Walton..... Manager, Events
Carol Balfour..... Technical Production Coordinator
Vanessa Hoffmann..... Coordinator, Fan Services
Kayla Martins..... Coordinator, Fan Services
MaryAnne Sturley..... Receptionist, Fan Services
Julie Fach..... Buyer
Alex Nolfi..... Merchandise Planning Coordinator
Veronica Zavala..... Manager, Jays Shop Eaton Centre
Jonathan Dias..... Assistant Manager, Retail
Danielle Brouwer..... Assistant Manager, Retail

FINANCE

Janet Chant..... Director, Finance
Sharon Dykstra..... Senior Manager,
Blue Jays US Payroll & Benefits
Josh Hoffman..... Senior Manager, Finance
Derek Nicholson..... Senior Manager, Finance
Leslie Galant-Gardiner..... Manager, Finance
Garrett Mercer..... Manager, Treasury & Vault Operations
Melissa Paterson..... Senior Financial Analyst
Troy Mercuri..... Senior Financial Analyst
Joyce Chan..... Senior Payroll Administrator
Joy Baybayan..... Senior Payroll Analyst

HUMAN RESOURCES

Misty Blei..... Director, Human Resources
Danielle Gelinis..... Human Resources Business Partner
Althea Netto..... Human Resources Business Partner

JAYS CARE FOUNDATION

Robert Witchel..... Executive Director
Jules Porter..... Director, Programs
Paulette Minard..... Director, Philanthropy
Shari Ralph-Topolie..... Director, Finance & Operations
Matthew Judd..... Senior Manager, National Programs
Ben Sibley..... Senior Manager, Marketing & Communications
Alysha Kavanagh..... Program Manager
Caitlyn Nelson..... Program Manager
Jessica Yep..... Program Manager
Bhanesha Ollek..... Program Manager
Joshua Appel..... Program Manager
Matthew Appleby..... Manager, Partnerships & Events
Jeremy Miller..... Financial Analyst
Daniel Barias..... Program Specialist
Meghan Saunderoock..... Program Specialist
Caroline Butler..... Program Specialist
Alex Mohamed..... Program Specialist
Jeremy Knight..... Marketing Specialist
Alexandra Kleinert..... Coordinator, Partnerships & Events
Hailey Noronha..... Coordinator, Partnerships & Events
Samantha Mohammed..... Coordinator, Donor Engagement

LEGAL & GOVERNMENT AFFAIRS

Matthew Shuber..... Vice President,
Legal & Government Affairs and General Counsel
Michael Alvaro..... Director,
Legal & Government Affairs and Legal Counsel
Amir Torabi..... Director,
Legal & Government Affairs and Legal Counsel
Suzanne Joncas..... Director, Risk Management
Suey Lau..... Executive Assistant, Legal & Government Affairs

MARKETING

Sherry Oosterhuis..... Director,
Creative Services & Marketing Management
Stefanie Wright..... Senior Manager,
Game Entertainment & Producer
Shannon Curley..... Senior Manager,
Player Relations & Community Marketing
Simone Gervais..... Manager, Social Media
T.J. Burton..... Program Manager, Amateur Baseball
Maureen Kinghorn..... Manager, Creative Services
Maria Cresswell..... Marketing Department Manager
& Alumni Relations
Michael Campbell..... Senior Motion Graphics Designer
Corey McDonald..... Senior Graphics Designer
Ben Simpson..... Motion Graphics Designer
Meghan Koebel..... Graphic Designer
Alykhan Ravjani..... Social Community Manager
Nico Canavo..... Social Content Specialist
Jeff Holloway..... Program Specialist, Amateur Baseball
Shirley Chan..... Digital Marketing Specialist
MaryBeth Holba..... Specialist,
Game Entertainment & Production
Mike Ferguson..... Authenticities Specialist
Lucas McKernan..... Program Assistant, Amateur Baseball
Erinn White..... Coordinator, Community Marketing

SECURITY & GAMEDAY OPERATIONS

Mario Coutinho..... Vice President,
Stadium Operations & Security
Karyn Gottschalk..... Director, Stadium Operations
Russ Cook..... Manager, Security Operations
Courtney Jolliffe..... Manager, Stadium Operations
Stéphane Côté..... Coordinator, Stadium Operations
Sam Platis..... Coordinator, Office Services
Piero Aceto..... Coordinator, Office Services
Desmond Buchanan..... Control Room Guard
Ryan Cobham..... Security Guard
Suzanne DiCecca..... Security Guard
Christopher Lautenbach..... Security Guard

STRATEGY & ANALYTICS

Alex Wong..... Vice President, Strategy & Analytics
Bessam Mustafa..... Director, Fan Insights
Ryan Bricker..... Manager, Analytics
Luke Steer..... Data Analyst
Amir Bayat..... Business Strategy Associate
Joanna Huang..... Business Strategy Associate
Ian Noriega..... Business Strategy Associate

TECHNOLOGY

Anthony Miranda..... Vice President, Technology
Mike Christiansen..... Director, Technical Production &
Broadcast Services
Christina Gunn..... Senior Manager, Technical Production
Richard Solis..... Manager, Applications and User Support
Donny Catinari..... Manager, Network and Infrastructure
Yvan Duval..... Infrastructure Architect
Ashley Morris..... Technical Support Analyst
Victor Tran..... Technical Support Analyst
Xavon Charles..... Technical Support Analyst
David Sardella..... Data Architect
Marshall McDougall..... Systems Administrator



TICKET SALES, SERVICE & OPERATIONS

Eric CowellDirector, Ticket Operations
 John SantanaDirector, Ticket Sales & Service
 Sheila StellaDirector, Executive & Promoter Ticketing
 Christina DodgeManager, Box Office
 Jonathan BagnellManager, Ticket Service
 Manuel VilledaManager, Call Centre,
 Inside Sales & Support
 Fauzia QuddusSpecialist, CRM
 Richard OverendSystem Administrator
 Richard ChautemsCoordinator, Ticket Operations
 Cassandra BrunshawCoordinator, Ticket Sales & Service
 Daniel MarozzoCoordinator, Ticket Sales
 Evan GwartzCoordinator, Client Service,
 Executive Suites
 Marissa RisenCoordinator, Executive Suites
 Mike SkrobackyService Executive
 Jeff GaleService Executive
 Glenn JacksonService Executive
 Tom ZapletalService Executive
 Ryan McMorrowSales Representative
 Dimitri TzaneteasSales Representative
 Corey HendersSales Representative

FLORIDA OPERATIONS

Shelby NelsonDirector, Florida Operations
 Rob DurrSenior Manager,
 Facilities, Player Development Complex
 Kathi BeckmanSenior Manager,
 TD Ballpark Business Operations
 Zac Phelps ..Senior Manager, TD Ballpark Facility Operations
 Gayle GentryManager, Accounting
 Katie DiGirolamoProject Manager
 Patrick SkundaHead Superintendent
 Brian CoxAssistant Head Superintendent, TD Ballpark
 Alex HendlerAssistant Manager, Turf Grass
 Craig BallSupervisor, Ticket & Box Office Operations
 Bobby WalkerClubhouse Manager,
 Player Development Complex
 Freddy MedinaClubhouse Assistant,
 Player Development Complex
 Chris ElmoreMaintenance Technician,
 Player Development Complex
 Randy MorrisonFacilities Supervisor,
 Player Development Complex
 Jeff ProckoBuilding Operator



CLUB OFFICERS



MARK SHAPIRO
PRESIDENT & CEO

Now entering his 30th year in baseball and sixth season with the Toronto Blue Jays, Mark Shapiro is widely recognized as one of MLB's top executives and a key leader for his meaningful contributions to all aspects of the game. Following 24 seasons with Cleveland's organization, he was appointed President & CEO of the Toronto Blue Jays on November 2, 2015, where he oversees both Baseball and Business Operations for the club. His career in baseball began in January of 1992 when he joined Cleveland as an assistant in Baseball Operations. Later, he spent five seasons as the club's Director of Minor League Operations from 1994-1998, before becoming Vice President, Baseball Operations & Assistant General Manager from 1999-2001. Prior to joining the Blue Jays, Shapiro spent five seasons as President of Cleveland's Major League team (2011-2015), after spending the previous nine as Executive Vice President and General Manager (2002-2010). Following both the 2005 and 2007 seasons, he was named the Sporting News Executive of the Year, the only active GM at the time in Major League Baseball to win the award twice. Shapiro was also named Executive of the Year by Baseball America in 2005, and in 2007, was named to the elite "40 under 40" by Sports Business Journal, as well as being listed on Baseball America's "Ten to Watch" list. His leadership and impact go beyond the club level, where he continues to be involved in various key initiatives led by the Office of the Commissioner. From 2010-2014, Shapiro served on Commissioner Selig's Special Committee for On-Field Matters, and was previously on the MLB Ticketing Committee, which examined marketplace issues relative to digital ticketing, alternative revenue sources, and secondary ticketing market/dynamic pricing. In 2015, Commissioner Rob Manfred named him to the then newly formed Competition Committee – a group under Manfred's Ownership Committee structure that continues to address on-field issues relative to Major League Baseball. In addition to the Competition Committee, he also currently serves on the Strategic Planning Committee and the Revenue Sharing Definitions Committee. The Baltimore native played four years of football for the Princeton University Tigers, graduating in 1989 with a degree in history.



ROSS ATKINS
**EXECUTIVE VICE PRESIDENT, BASEBALL OPERATIONS
& GENERAL MANAGER**

Ross Atkins was named the seventh General Manager in franchise history on December 3, 2015. Prior to that, he spent his entire professional career within Cleveland's organization after being selected in the 38th round of the 1995 draft as a right-handed pitcher. He joined Cleveland's front office in 2000 following his playing career. Atkins has worked in Player Development over the last 15 seasons, with his most recent role as Vice President of Player Personnel, where he oversaw all elements of Cleveland's Player Development system. He previously served as Vice President of Player Development from 2011-2014 and as Director of Player Development from 2007-2010. His ascension in the Cleveland system also included three seasons, from 2004-2006, as the Director of Latin American Operations. Atkins spent four years playing baseball for Wake Forest University where he received a Bachelor's Degree in Economics and was a member of the ACC honor roll. He now resides in Toronto with his wife, Christine, and their two daughters, Jane and Marita.

TORONTO BLUE JAYS OWNERSHIP

On March 26, 1976, the American League granted an expansion franchise to a group consisting of Labatt Breweries, Imperial Trust Limited and The Canadian Imperial Bank of Commerce. Both Labatt Breweries and Imperial Trust each controlled 45% of the team. The C.I.B.C. had the other 10% of the club. Imperial Trust was a holding company set up by the late R. Howard Webster, who was instrumental in the granting of the franchise in 1976. The Webster family still maintained their share of the ownership until selling their 45% to Labatt in November, 1991. The ownership then consisted of John Labatt Limited, 90% and Canadian Imperial Bank of Commerce, 10%. In June of 1995 John Labatt Limited was purchased by Interbrew S.A., Belgium's leading brewer.

In September of 2000, local ownership returned to the Toronto Blue Jays as Rogers Communications Inc. purchased 80% control of the franchise. John Labatt Limited (Interbrew) maintains a 20% interest while The Canadian Imperial Bank of Commerce relinquished their stake. In January of 2004 Rogers Communications Inc. acquired the remaining 20% of the Club. Rogers Communications Inc. now owns 100% of the Toronto Blue Jays Baseball Club.

On November 29, 2004, the Toronto Blue Jays reached an agreement with Sportsco International to acquire the former SkyDome. The purchase price for the stadium, now known as Rogers Centre, was approximately \$25 million (CAD).



BUSINESS OPERATIONS



BEN COLABRESE
EXECUTIVE VICE PRESIDENT, FINANCE

Ben Colabrese is beginning his fourth season with the Toronto Blue Jays, having joined in early 2018 from the Blue Jays' parent company, Rogers Communications. He is responsible for all financial matters at the Blue Jays including all reporting to MLB and ownership, capital management, and payroll, and is a key liaison to Rogers. Ben has been with Rogers since 2015 where he held the roles of VP & GM of Mobility (which Rogers acquired in 2015), and then SVP Finance for the X1 Syndication Program, before moving to his current role at the Blue Jays. From May, 2013 to December, 2014, he was the Chief Financial Officer of Pelmorex Media Inc. / The Weather Network. Prior to joining Pelmorex Ben was VP – Corporate Development at Rogers from July, 2005 to April, 2013, where he was responsible for all M&A activity and completed over 30 transactions. Ben is a member of the Board and Audit Committee Chair for Enthusiast Gaming, and has been a past Board Member for Vecima Networks and Perk.com.



ANUK KARUNARATNE
EXECUTIVE VICE PRESIDENT, BUSINESS OPERATIONS

Now entering his fifth season with the Toronto Blue Jays, Anuk Karunaratne co-leads Business Operations for the club and directly oversees revenue generation, business strategy, people & technology, and Rogers Centre facility operations. Karunaratne joined the Blue Jays as Vice President, Strategy & Analytics on Opening Day of 2017, where he built out the club's organizational strategy, strategic planning and projects, fan insights, and advanced analytics capabilities. Prior to joining the Blue Jays, Karunaratne held multiple roles at Boston Consulting Group (BCG), focused on corporate strategy in the CPG, retail, healthcare, and sports & entertainment industries. Before BCG, he held progressive roles at customer research, analytics, and marketing consulting firms, where he built and led teams and major client initiatives. Karunaratne holds a Master of Business Administration degree from INSEAD and a Bachelor of Science degree in Biomedical Engineering from Washington University in St. Louis. Born in Vancouver, he now resides in Toronto with his wife, Tiffanie, and their son, Maxime.



MARNIE STARKMAN
EXECUTIVE VICE PRESIDENT, BUSINESS OPERATIONS

Marnie Starkman is entering her 12th season with the Blue Jays and second as a co-leader of Business Operations. In addition to overseeing Marketing and Fan Experience, Starkman's responsibilities also include Security & Gameday Operations and Florida Operations. She was named Senior Vice President, Marketing & Business Operations in August of 2019, which included promotions and fan activations; game entertainment; advertising and creative services; business communications; social media; amateur baseball; alumni, player, and community relations; and Rogers Centre events. Starkman joined the Blue Jays in 2009 as Director, Game Entertainment, adding the responsibilities of overseeing Promotions in 2010 and leading the Marketing department in 2016. Prior to joining the Blue Jays, she was Creative Producer, Content and Production at Maple Leaf Sports & Entertainment, where she received the MLSE Rookie of the Year Award in 2008. While completing her education, Starkman also spent nine years with

Dome Productions as well as freelancing in multiple production capacities at various major sporting events. The Toronto native completed her Master of Arts degree in Communications at York/Ryerson University with a thesis on the Business of Contemporary Sports Television Broadcasting and Production. Starkman graduated from the University of Toronto with an Honours Bachelor of Arts degree and completed a diploma in Information Technology at Sheridan College. She was a 2018 recipient of the One of 5 to Watch Award, presented annually to five Canadian sports business professionals who have achieved remarkable career success prior to their 40th birthdays.



MARK DITMARS
VICE PRESIDENT, CORPORATE PARTNERSHIPS

Mark Ditmars joined the Toronto Blue Jays organization in July of 2011. He spent 20 years with Labatt Breweries of Canada in various sales and marketing roles, including Director of Marketing and Brand Management for Bud Light and Budweiser, where he developed marketing strategies for sports properties, including the NFL, Super Bowl, Formula 1 and NASCAR. Ditmars was formerly Vice President Sales for EMI Music Canada responsible for sales revenue of many artists, including Katy Perry, Coldplay, The Beatles and Pink Floyd through retail channels such as Walmart and iTunes. The University of Windsor graduate is a certified amateur coach through the Ontario Baseball Association, formerly coaching in the "AAA" Mississauga Majors and Twins organizations.





MARIO R. COUTINHO
VICE PRESIDENT, STADIUM OPERATIONS & SECURITY

Mario Coutinho was named to his current role in October of 2005, overseeing the management of all event staff, medical and security operations, including investigations, threat/risk assessments, BCP, and emergency response planning. He is also responsible for securing large scale events at Rogers Centre, including all Blue Jays home games, concerts, and special events. Coutinho graduated from the University of Toronto with a Bachelor of Science degree in 1985, after having undertaken his secondary schooling at Toronto's De La Salle College. He began his career with the Blue Jays working part-time in 1982 in Gameday Operations, joining on a full-time basis in 1989 as the club's Manager of Game Operations. Coutinho currently serves on the planning committee for the annual Toronto Police Emergency Management Symposium (since 2008). He is a strong supporter of collaborative partnerships between private/public organizations in emergency management and special event planning. Coutinho is a founding member of SAFE (South Area Facilities and Entertainment Group), serves on the Board of TAPPS (Toronto Associations of Police and Private Security), and participates in a number of key industry associations, including ASIS, NCS4 (National Center for Spectator Sports Safety and Security – Advisory Board member), BOMA Toronto – SRMAC (Security risk Management Advisory Council, 2019 to present), IIFX (Innovation Institute for Fan Experience – Distinguished Fellow, 2019 to present), SMA (Stadium Managers Association Vice President – 2020 to present), also serves on the Membership and Technology/Operations Committees, CSLA (Canadian Security Lifesaver Association – Board of Directors, 2020 to present).



ANTHONY MIRANDA
VICE PRESIDENT, TECHNOLOGY

Anthony Miranda starts his 23rd season with the Toronto Blue Jays after joining the organization in 1998 as a Systems Analyst. Currently VP, Technology, Anthony and his team are responsible for all IT systems and technical production at Rogers Centre and the Blue Jays' Florida facilities. A native of Toronto, Anthony graduated from the University of Toronto with a Honours Bachelor of Science degree in Computer Science. He obtained his PMP designation in 2008 and is currently an active PMI member in good standing. Anthony and his wife, Lindsey, reside in Mississauga with their two children, Emily and Violet.



MICHELLE SENIUK
VICE PRESIDENT, FAN EXPERIENCE & CONCESSIONS

Michelle Seniuk is entering her 10th season with the Blue Jays and her first as VP, Fan Experience & Concessions. Michelle joined the organization in 2012 as Manager, Promotions & Fan Activations and saw her role expand into Senior Manager, Promotions, in 2017. She then took on the role of Director, Promotions & Events, in 2019 and became Director, Promotions & Events the following year. Prior to joining the Blue Jays, Michelle served as an Account Coordinator at a communications agency and worked freelance in the sports industry. She also spent many years learning about the sports and entertainment industry as she worked the Bills Toronto Series and spent seven seasons as a cheerleader in the CFL. Michelle has an Ontario Graduate Certificate in Public Relations from Humber College and earned a Honours Bachelor of Fine Arts degree from Ryerson University.





MATTHEW SHUBER
VICE PRESIDENT, LEGAL & GOVERNMENT AFFAIRS
AND GENERAL COUNCIL

Matthew Shuber originally joined the Blue Jays in 2003, in the role of Director, Business Affairs, acting as business and legal advisor to the organization's executive leadership group and operational departments. He began reporting directly to the President & CEO in 2007 and was promoted to Vice President in 2011. Shuber's responsibilities include the oversight and management of all legal matters affecting the organization, as well as certain relationships and business matters relating to Major League Baseball and the Blue Jays' intellectual property. Shuber provides ongoing legal, business and strategic advice and direction on a variety of different organizational imperatives (including broadcasting, baseball operations, ticketing, merchandising, marketing and corporate partnerships). He played a central role in the design, development and implementation of the Blue Jays' current logos, uniforms and related branding elements, all

of which were introduced in 2012. Shuber was part of the core Blue Jays team that led the planning, financing and redevelopment of the Blue Jays Spring Training ballpark and associated player development facilities in Dunedin, FL, a generational project that will have significant impact on the Blue Jays player development and related capabilities. The grand opening of the newly renovated TD Ballpark took place in February, 2020, and the new player development complex will be in full operation in 2021. Shuber was called to the Ontario Bar in 1999. He attended Schulich School of Business MBA program in 2003 on a Dean's Entrance Scholarship, completing core courses. Prior to entering the business world, he was in legal practice as criminal defence counsel at the Toronto firm of Cooper, Sandler and West (Austin Cooper, Q.C., Mark Sandler and Peter West). Shuber received his law degree (Juris Doctor) from Osgoode Hall Law School in Toronto in 1997, and was the recipient of six separate academic awards. Shuber received his Bachelor of Arts degree from the University of Toronto, graduating with high distinction in 1994. He also attended the Toronto French School and is fluent in French. Shuber has been a guest lecturer for Osgoode Hall Law School's Entertainment and Sports Law course for the last four years. Shuber has been a member of and/or special advisor to the Board of Directors of the Jewish Camp Council of Toronto, the not-for-profit, charitable organization that operates Camp Northland, since 2005. He is an avid photographer, traveller and amateur chef, as well as an occasional musician and sportsman, with a strong appreciation for music (particularly live performances of the band Phish). Shuber is a very proud father to one remarkable son.



ALEX WONG
VICE PRESIDENT, STRATEGY & ANALYTICS

Alex Wong is entering his third season with the Toronto Blue Jays. He is responsible for organizational strategy, strategic planning and projects, fan insights, and advanced analytics. Prior to joining the Blue Jays, Alex worked at GALE Partners, a creative media consultancy, as part of the strategy and data team with a focus on creating digital customer experiences through the application of data and analytics. Before GALE, he held multiple roles at Deloitte Consulting, focused on corporate strategy in financial services, sports & entertainment, public sector, and telecom. Alex holds an HBA from the Richard Ivey School of Business. The Strathroy, ON, native now resides in Toronto with his wife, Dawn.

NAME THE TEAM CONTEST

The Blue Jays were named in a contest conducted in June and July of 1976. Over 30,000 individual entries were received, suggesting over 4,000 names for the new American League club. From the list of names submitted, specially-appointed panels of judges selected ten names to submit to the Board of Directors. The Directors chose the name "Blue Jays" from that list and announced their decision on August 12th, at which time the team officially became the Toronto Blue Jays Baseball Club.

A total of 154 people submitted the name "Blue Jays" and a drawing was held to select a grand prize winner from those who submitted the name. Dr. William Mills of Etobicoke, Ontario, won a pair of season tickets for 1977 and an all-expenses paid trip for himself and his family to watch the Blue Jays at spring training in Dunedin, Florida. Nine runners-up also won season tickets.




BASEBALL OPERATIONS



TONY LACAVAL
SENIOR VICE PRESIDENT, PLAYER PERSONNEL

Tony Lacava is entering his 19th year with the Blue Jays after joining the organization on October 15, 2002 as Assistant to the General Manager. He was named Assistant General Manager, Player Personnel in October of 2007, a role he held until 2011 when he was appointed Vice President, Baseball Operations and Assistant General Manager. He was then appointed to the position of Senior Vice President of Baseball Operations and Assistant General Manager in December of 2015. Lacava also served as interim General Manager during the 2015 off-season. Following his playing career, he joined the Anaheim Angels organization as an Associate Scout in 1989. The resident of Oakmont, PA, was promoted to full-time duties as an Area Scout in 1991. He was promoted again in 1996 to the position of Regional Crosschecker, serving through 1999. Lacava joined the Atlanta Braves as the National Scouting Supervisor in 2000 and was named as the Director, Player Development for the Montreal Expos in September of that year, overseeing the club's Minor League field personnel and the farm teams. He also spent the 2002 season with Cleveland as National Crosschecker. Lacava graduated from Central Catholic in 1979 where he played baseball. He then obtained an Associates Degree from Gulf Coast Community College before transferring to the University of Pittsburgh. He left Pitt after two years to sign with the Pittsburgh Pirates as a non-drafted free agent and spent two seasons in the club's Minor League system as an infielder with Bradenton and Greenwood in 1983, and Macon in 1984. Lacava was born on May 21, 1961 in Pittsburgh, and is married with three children.



ANDREW TINNISH
VICE PRESIDENT, INTERNATIONAL SCOUTING AND BASEBALL OPERATIONS

Andrew Tinnish was named Assistant General Manager on June 21, 2012 and oversees the club's International Scouting operations. He was elevated to the position of Assistant Scouting Director in September of 2006, a role he performed until his promotion to Director, Amateur Scouting on October 9, 2009, where he oversaw the direction of the Amateur Scouts in preparation for each season's Amateur draft. Tinnish was named an Area Scout for the Blue Jays, covering North Florida and Alabama, before being promoted to Scouting Coordinator in August of 2003. During July/August of 2002, he acted as Hitting Coach for Team Canada at the FISU World University Games in Italy. The native of Hamilton, ON, moved into a full-time position in January of 2002 as an Assistant in the Baseball Operations department after he first joined the Blue Jays in April of 2001 as an Intern in Baseball Operations. Tinnish pitched for the Quebec Capitales of the Northern League in the summer of 1999, appearing in 22 games while compiling a 3-1 record covering 38.2 innings. He also played for the Brock Badgers baseball club from 1995-1999 and was awarded the honour of Brock University Male Athlete of the Year for the 1999-2000 school year, as well as being named team MVP in the 1996, 1998 and 1999 seasons. Tinnish played baseball for Niagara University (NCAA) in 1997 and graduated from Brock University with a degree in Sports Management. He grew up in Nepean, ON, where he played minor baseball for East Nepean.



JOE SHEEHAN
ASSISTANT GENERAL MANAGER

Joe Sheehan was named Assistant General Manager on September 29, 2016. He originally started with the Blue Jays in November of 2010 as a Baseball Information Analyst. On January 2, 2015, he was promoted to Manager, Baseball Research and Development, a role he held until his appointment to Director of Analytics in December of 2015. In that role, he was responsible for creating and communicating many of the advanced analytic metrics and processes used by the Baseball Operations staff. Sheehan helped develop the team's internal scouting software, as well as other systems used across all levels of the department and is responsible for managing departmental statistical and scouting databases. He previously worked for the Pirates from 2009-2010, both as an intern and as a Baseball Operations Data Analyst, contributing analytic work to baseball operations decisions. Sheehan interned for San Diego Padres and Colorado Rockies in 2006 and 2008, respectively. He graduated from Oberlin College (Ohio) with a degree in Biology and played baseball at Oberlin from 2002-2006. Originally from Winchester, MA (outside Boston), Sheehan currently resides in Toronto.





MIKE MUROV
DIRECTOR, BASEBALL OPERATIONS

Mike Murov is entering his sixth season with the Blue Jays after spending six years with the Boston Red Sox, most notably as the club's Assistant Director of Major League Operations. He is responsible for creating and implementing decision-making systems and processes across Baseball Operations, while assisting in the preparation and analysis of financial, statistical, and contractual information, coordinating contract negotiation and arbitration preparation. Murov began his career in baseball in 2008 as a Player Development intern with the Florida Marlins organization. He then worked for the Cincinnati Reds as an intern in 2009 before joining Boston's Player Development department in 2010. Murov attended Dartmouth College where he majored in government and minored in history, graduating with high honours in 2007.



MIKE SHAW
DIRECTOR, TEAM TRAVEL & CLUBHOUSE OPERATIONS

Born on October 30, 1968 in Halifax, and raised in Montreal, Mike Shaw played baseball through the junior ranks in the Montreal Lac St.Louis League. He graduated from Montreal's Marymount Academy in 1986, capturing a provincial physical education award in his final year. He then attended Dawson College, earning a Diploma in Social Sciences in 1989, and also graduated with an Honours Bachelor of Commerce in Sports Administration from Sudbury's Laurentian University in 1995. Shaw joined the Blue Jays organization in 1996, taking on a part-time position in the club's ticket office. He joined the PR staff as an assistant in 1997, before being appointed as Manager, Baseball Information in 1999. Shaw was appointed to Manager of Team Travel in November of 2004, overseeing the team's transportation and accommodations in Spring Training and throughout the regular season, and was promoted to Director of Team Travel and Clubhouse Operations in January of 2011. In a vote amongst his peers, Shaw was awarded

Travel Secretary of the Year in December of 2014. He has two children and resides in Oakville.



SANJAY CHOUDHURY
ASSISTANT DIRECTOR, RESEARCH & DEVELOPMENT

Sanjay Choudhury enters his sixth season with the Blue Jays. In his current role, he is responsible for managing and conducting research projects to support decisions across Baseball Operations. Choudhury was previously employed by KIPP DC Charter Schools and Deloitte Consulting. He holds his BA and MPP from the University of Virginia, where he graduated from the Batten School of Leadership and Public Policy.



JEREMY REESOR
ASSISTANT DIRECTOR, BASEBALL OPERATIONS

Entering his ninth season with the Blue Jays and eighth in the Baseball Operations department, Jeremy Reesor was promoted to his current position in January of 2019. In his current role, he contributes to the team's decision making processes in all areas of Baseball Operations with a focus on applying analytical tools to the Amateur Draft, Major League transactions, and advance scouting. Reesor joined the Blue Jays in 2013 as a Field Conversion Technician before moving to Baseball Operations as an Analytics intern for the 2014 season. He was then hired as Assistant, Baseball Research prior to the 2015 season, working closely with the Amateur Scouting staff on coordination for the draft, as well as supporting the club's analytics team. He was promoted to Coordinator, Baseball Research prior to the 2017 season and Manager, Baseball Research prior to the 2018 season. Reesor graduated with a BSc in Honours Biology from the University of Waterloo in 2012. Originally from Stouffville, ON, he currently resides in Toronto with his wife, Marie.





ANGUS MUGFORD
VICE PRESIDENT, HIGH PERFORMANCE

Angus Mugford was appointed to oversee the High Performance Department in 2015. This department is one of the first to exclusively focus on the holistic support of the development and performance of players, coaches and staff. Mugford oversees the integration of an interdisciplinary performance team, including sports medicine, strength and conditioning, mental performance, and nutrition with a sport science-based approach. He came to the Blue Jays from IMG (International Management Group), where he had served for more than a decade, leading their external consulting through the IMG Institute. There he developed programs and oversaw mental conditioning and performance programs as part of IMG Academy, for professional and junior athletes and coaches, as well as US military special operations and executives. Mugford has a PhD from the University of Kansas and in 2015 he was elected by his peers as the president of the Association for Applied Sport Psychology (AASP), the leading professional organization for applied sport psychology consultants in the world. He has authored in many academic and professional publications, presented at conferences across the globe, and has a track record as a consultant on mental performance as well as leadership, culture change and human performance teams. Mugford is originally from the United Kingdom, but now lives in Florida with his wife, Sarah, and their sons, Will and Tom.



DEHRA HARRIS
ASSISTANT DIRECTOR, HIGH PERFORMANCE OPERATIONS

Dr. Dehra Harris is a learning and training specialist with expertise in designing individualized learning programs across high performance settings. She previously taught at Washington University School of Medicine and was responsible for creating programs that helped learners develop the skills to individually perform under pressure and optimize teamwork. In her role with the Blue Jays, Dr. Harris is responsible for bringing state of the art learning theory to player plans and staff development.



ANDREW PIPKIN
MEDICAL DIRECTOR

Andrew Pipkin completed his undergraduate and graduate physical therapy degrees at Lebanon Valley College in Pennsylvania. He went on to complete a sports physical therapy residency at the University of Wisconsin Hospital and Clinics in 2014 and is a board-certified sports specialist. Andrew continued his career at The Ohio State University where he completed an Upper Extremity Athlete Fellowship in collaboration with Cleveland's baseball club. He joined Cleveland's medical staff in 2016 and served as both the Rehab Coordinator and Minor League Medical Coordinator until 2020. In January of 2021, Andrew transitioned to his current role as the Medical Director for the Toronto Blue Jays.



PHILLIP DIMINO
REHAB COORDINATOR

Phillip Dimino spent 2019 completing a physical therapy fellowship with the Toronto Blue Jays and transitioned into Rehab Coordinator for the 2020 season. He is a graduate of East Mississippi Community College where he played football for two years before receiving his bachelor's degree from Mississippi State University. Phillip then went on to receive his Doctor of Physical Therapy from the University of Mississippi Medical Center. Following physical therapy school, he completed an APTA credentialed sports physical therapy residency with Houston Methodist in Houston, TX. During his residency, he served as an Assistant Physical Therapist with Rice University, working with all sports, and completed an internship with the Houston Astros' rehab team in West Palm Beach, FL. After the conclusion of Phillip's residency program, he spent time as a Clinic Therapist with ATI Physical Therapy in Birmingham, AL, prior to completing the Blue Jays' Professional Sports Physical Therapy Fellowship in 2019.





MICHAEL RENDON
ATHLETIC TRAINING COORDINATOR

Michael Rendon is entering his fifth season in the Toronto Blue Jays organization and his first as Athletic Training Coordinator. He spent the 2020 season as Assistant Athletic Training Coordinator, after serving as a Minor League Athletic Trainer in Dunedin (2019), Vancouver (2018) and the GCL (2017). A native of Du Quoin, IL, he graduated from Southern Illinois University in 2010 with Bachelor's degree in Athletic Training. Rendon's previous experience includes athletic training intern with the Springfield Cardinals (2009-2010) and Minor League Athletic Trainer with the Houston Astros organization (2011-2016). Rendon currently resides in Palm Harbor, FL, with his wife Brittany, his sons, Adrian, Gideon and Elijah, and their dog, Shana.



SCOTT PETERS
MEDICAL RESEARCH COORDINATOR

Scott Peters is entering his sixth season with the Blue Jays and his second as Medical Research Coordinator, after spending the previous two seasons as the Major League Assistant Physical Therapist. A native of Altona, MB, he obtained his Doctorate in Physical Therapy from Duke University in 2017 after receiving his Bachelors in Athletic Training and Corporate Fitness from Minot State University (ND) in 2013. He then completed a Masters degree in Management from Minot State in 2014 while serving as a graduate assistant strength and conditioning coach with the baseball program for the Division II University. Peters' other previous experience includes an athletic training internship with the Los Angeles Angels of Anaheim (2012) in Tempe, AZ, assistant athletic trainer for the Lowell Spinners (Boston Red Sox, 2014), and game day assistant with the Carolina Hurricanes (NHL, 2015-2016). He also recently finished a Fellowship in Orthopedic Manual Physical Therapy through the American Academy of Manipulative Therapy.



BEN FREAKLEY
HEAD OF MENTAL PERFORMANCE

Ben Freakley is Head of Mental Performance for the Toronto Blue Jays Baseball Club, overseeing all aspects of Mental Performance and Sport Psychology initiatives for the organization. Prior to joining the Blue Jays, he worked as a Performance Psychology Coach for Special Operations Forces - 75th Ranger Regiment. Before going full-time into the field of performance psychology, Freakley was a soccer coach working at the NCAA and PDL levels. He is a member of both the Association for Applied Sport Psychology (AASP) and the Professional Baseball Performance Psychology Group (PBPPG). He is a Certified Mental Performance Coach (CMPC) and also holds the qualification of Certified Strength and Conditioning Specialist (CSCS). Freakley is currently pursuing a doctoral degree in sport and performance psychology with an emphasis in clinical mental health counseling.



SAM LIMA
EAP DIRECTOR

Sam Lima joined the Toronto Blue Jays Baseball Club in 2014. As Employee Assistance Program (EAP) Director, Certified EAP, Licensed Clinical Mental Health Counselor-Supervisor and National Certified Counselor, he provides critical support to staff, players and family members. Lima maintains a vibrant private practice where he focuses on supporting adolescent, young adult and adult men, and their families, with clinical issues impeding daily functioning and performance. He brings a depth of life experiences derived from more than 30 years of service in the United States Marine Corps and the Department of Homeland Security. Lima is bilingual and bicultural, having travelled extensively throughout the world - a culturally diverse practitioner. As a life-long learner, Lima continues his professional education at Liberty University, working toward a Ph.D. in Counselor Education and Supervision. He is a member of the International Employee Assistance Professional Association, a member of the Central Florida Chapter, and is

certified to provide mental health services as crisis response support. Sam has four adult children in full flight and lives with his lovely wife, Anne, and daughter, Sloane.



JEREMY CHIANG
NUTRITION COORDINATOR & MAJOR LEAGUE DIETITIAN

Jeremy Chiang is entering his first season with Toronto Blue Jays as Major League Nutritionist. Chiang started his career with the Toronto Blue Jays in 2019 as a Triple-A Affiliate Dietitian for the Buffalo Bisons. In 2020, he was appointed to oversee the nutrition team within the High Performance Department. This nutrition program is one of the first to be incorporated at all levels, from MLB to MiLB. It focuses on promoting positive behavioral changes to maximize performance and daily recovery routines. As the Major League Nutritionist, Chiang works directly with the players. His goal is to provide high-level nutrition service, education, and integration of fueling principles into players' performance routines. Before the Blue Jays, Chiang served as an Associate Director of Sports Nutrition at Baylor University, and Sports Nutrition Assistant at University of Florida. Chiang completed his MS in Nutrition Sciences at Baylor University. He is a Certified Registered Dietitian (RD) from the Commission on Dietetic Registration, and Certified Strength & Conditioning Specialist (CSCS) from NSCA. Chiang was born and raised in Taiwan, where he served in the military and completed his B.S. in Electrical Engineering at the Ming-Chi University of Technology. He now resides in St. Petersburg, Florida.

& Conditioning Specialist (CSCS) from NSCA. Chiang was born and raised in Taiwan, where he served in the military and completed his B.S. in Electrical Engineering at the Ming-Chi University of Technology. He now resides in St. Petersburg, Florida.





STEVE RASSEL
MINOR LEAGUE STRENGTH & CONDITIONING COORDINATOR

Steve Rassel joined the Blue Jays in 2019 as the Minor League Strength & Conditioning Coordinator. For a decade prior to that, he served at Webber International University as the Associate Athletic Director and Head Strength & Conditioning Coach, directing the training of all 22 athletic programs and 550 athletes. Before Webber, Rassel's career began with the Boston Red Sox, followed by a stint with the Chicago Cubs. He was named a finalist for the 2017 and 2019 NSCA College Strength & Conditioning Coach of the Year award. He is certified through the National Strength & Conditioning Association as a CSCS[®]D and RSCC, and through the Collegiate Strength and Conditioning Coaches Association as an SCCC and Approved Mentor. He lives in Trinity, FL, with his wife, Dr. Brittany Rassel, six-year-old son, Stevie III, and five-year-old son, Brayden.



BRANDON STONE
SPORTS SCIENCE COORDINATOR

Brandon Stone enters his second season with the Blue Jays, serving as the Sport Science Coordinator. Stone came to the Blue Jays from the United States Olympic Committee, where he served as a Senior Sports Physiologist. Prior to the USOC, Stone worked within the US Military Special Operations community and in multiple capacities across collegiate athletics. His baseball experience includes Assistant Baseball Coach at Trinidad State Junior College (CO), Head Baseball Coach at Chatfield High School (CO), and Manager for the Arvada Colts Baseball Club (CO). A former collegiate baseball player, Stone received his undergraduate degree from Southern Nazarene University in Psychology and Kinesiology. He holds a PhD in Cellular and Behavioral Neurobiology from the University of Oklahoma. Stone resides in St. Petersburg, FL, with his wife, Amy, and sons, Wheeler and Beau.



JOSE JULIAN MINISTRAL
HEAD ATHLETIC TRAINER

Jose Julian Ministral begins his ninth season with the Toronto Blue Jays Organization and second year as the Head Athletic Trainer. The Summit, NJ, native earned his undergraduate degree from Springfield College and is certified by the CATA, NATA, and NSCA. He was named to the position of Assistant Athletic Training Coordinator in 2013, a position he held until becoming the Minor League Athletic Training Coordinator in 2016. Jose began his baseball career in 1998 with the Pittsburgh Pirates organization as a GCL Intern, spending 14 years with the organization as a Minor League athletic trainer. He spent six seasons (2003-2005 and 2007-2009) as Pittsburgh's Triple-A athletic trainer, and also served as athletic trainer at Lynchburg (A) in 2002 and as the Pirates Minor League Rehab Coordinator in 2001. Jose resides in Palm Harbor, FL, during the offseason with his wife, Jenna, and children, Gillyan and Kirk.



VOON CHONG
ASSISTANT ATHLETIC TRAINER

Voon Chong is entering his 20th season overall with the Blue Jays organization and his fourth on the Major League staff as Assistant Athletic Trainer. He began his baseball athletic training career with the Blue Jays in Medicine Hat (Rookie-A) in 2002 and has made stops in Charleston, (A) in 2003, Manchester (AA) from 2004-2009, Las Vegas (AAA) from 2010-2012, and Buffalo (AAA), from 2013-2017. Chong was voted the Eastern League Athletic Trainer of the Year in 2007 and 2008, and was selected to represent the Blue Jays in the Hawaii Winter Baseball League (Honolulu Sharks) in 2006, and the Arizona Fall League (Scottsdale Scorpions) in 2007. Prior to baseball, he represented Canada as an Athletic Trainer/Equipment Manager on the Canadian U-20 National Soccer Team at the World Youth Cup in 1997 (Malaysia) and 2001 (Argentina), the 2001 Canadian U-23 National Soccer Team at Francophone Games in Ottawa, and the Canadian Olympic National Soccer Team in the 2003 Olympic Qualifying Tournament.

Chong graduated from Simon Fraser University with a Bachelor of Applied Science in Kinesiology in 1998. He was born in Ipoh, Malaysia, and now resides in Dunedin, FL.



JOHN BIGGAR
MAJOR LEAGUE PHYSICAL THERAPIST

John Biggar began his Major League career in Toronto with the Blue Jays in 2020, after spending two seasons as Minor League Physical Therapist with the San Diego Padres. He received a Bachelor of Science Kinesiology degree from Dalhousie University in 2005 and completed his Master of Science in Physical Therapy degree from the University of Toronto in 2008. Biggar began his sports medicine career in Toronto and has worked with athletes and teams across multiple events, including the 2015 Toronto Pan Am Games, the 2017 Canada Summer Games and the 2017 WBSC U-18 Baseball World Cup. He holds a Sport Certificate through the Canadian Physiotherapy Association and CSCS designation through the NSCA. A native of Cobourg, ON, he currently resides in Toronto.





DREW MACDONALD
MAJOR LEAGUE ASSISTANT & ATHLETIC TRAINING COORDINATOR

Drew MacDonald, 34, is entering his second season on the Major League staff as the 2nd Assistant Athletic Trainer, and 11th season with the Blue Jays overall. A graduate of Sheridan College's Athletic Therapy program, MacDonald interned for the Blue Jays in 2008 before being hired to serve as the Bluefield Athletic Trainer in 2011. Since then, he has made professional stops in Vancouver (2012), Lansing (2013-2017) and New Hampshire (2018), prior to serving as the Assistant Medical and Athletic Training Coordinator in 2019. MacDonald also spent time with Baseball Canada's Junior National Team in 2010 and represented the Blue Jays organization as a trainer in the Arizona Fall League in 2015. Originally from Teeswater, ON, he currently resides in Paris, ON, with his wife, Heidi, and his sons, Max and Brooks.



DR. JOHN THEODOROPOULOS
HEAD ORTHOPAEDIC PHYSICIAN

Dr. John Theodoropoulos earned his Medical Degree at Queen's University and completed his residency in Orthopaedic Surgery at McGill University. He completed a Fellowship in Sports Medicine at the University of Illinois Chicago and completed his Masters of Science in Cartilage Regeneration at the University of Toronto. Dr. Theodoropoulos is currently an Assistant Professor of the Division of Orthopaedic Surgery, Department of Surgery at the University of Toronto. He is the Director of the Dovigi Orthopaedic Sport Medicine Institute (DOSMI), a non-profit institute dedicated to the treatment, prevention and research of sport related injuries. He is also the Director of the University of Toronto Orthopaedic Sports Medicine Fellowship Program mentoring National and International Fellows annually. As a distinguished and invited speaker, presenter and lecturer, he has contributed locally, provincially and nationally at meetings and conferences on topics such as ACL reconstruction, cartilage repair and tissue engineering, and arthroscopic shoulder repair. Dr. Theodoropoulos is the Head Orthopaedic Surgeon for the Toronto Maple Leafs and Toronto Blue Jays. He also consults for many local amateur and professional athletes and was part of the medical team at the 2010 Vancouver Olympic Hockey Tournament.



DR. DAVID LAWRENCE
HEAD PRIMARY CARE PHYSICIAN

Dr. David Lawrence is a sports medicine physician and assistant professor at the University of Toronto. He completed his medical degree (MD), residency, and sports medicine fellowship at the University of Toronto, and completed a post-graduate Masters of Public Health (MPH) at the Dalla Lana School of Public Health (University of Toronto). Dr. Lawrence is the lead team Primary Care Physician for the Toronto Blue Jays and provides coverage for varsity athletes at the University of Toronto.



TODD EARL
SPORTS MASSAGE

Todd Earl returns for his 11th season with the Toronto Blue Jays. A longtime resident of the Tampa Bay, area, he spent several years with the Tampa Bay Buccaneers before joining the Blue Jays. Earl is a 2005 graduate of the Suncoast School of Massage and now resides in Nanaimo, BC. He enjoys hiking, going to the movies, and yoga. He also has one daughter who is currently on active duty with the United States Navy.



JIMMY VANOSTRAND
MAJOR LEAGUE MENTAL PERFORMANCE COACH

Jimmy VanOstrand was born and raised in Vancouver, BC. He attended college at Cal Poly - San Luis Obispo and was drafted in 2006 by the Houston Astros, playing eight years in the Astros and Washington Nationals organizations, reaching as high as Triple-A in 2013. He competed for Canada in the 2008 Olympics and 2013 World Baseball Classic, and won gold at the 2011 Pan Am Games. In 2014 and 2015, he was an assistant coach at Boston College before spending the 2016 season as the Director of Player Development at the University of Arizona. VanOstrand spent three years as a mental skills coach with the Seattle Mariners, working with players at all levels, including the Major League team in 2019. He obtained his Masters Degree in Psychology from Cal Southern University in 2018. VanOstrand is a Certified Mental Performance Consultant (CMP) through the Association of Applied Sports Psychology (AASP) and a member of the Professional Baseball Performance Psychology Group (PBPPG).





SCOTT WEBERG
HEAD MAJOR LEAGUE STRENGTH & CONDITIONING COACH

Scott Weberg is entering his 15th season in professional baseball and third as the Head Major League Strength and Conditioning Coach for the Blue Jays. He previously held positions as Assistant Major League Strength and Conditioning Coach (2017-2018), Minor League Coordinator (2016), Assistant Minor League Coordinator (2014-2015), and Advanced-A affiliate Strength and Conditioning Coach (2012-2013) with the club. Weberg entered professional baseball with the Chicago Cubs (2007-2011) as Triple-A Strength and Conditioning Coach and the Assistant Minor League Strength and Conditioning Coordinator. He was the Strength and Conditioning Coach for Team Canada at the 2017 World Baseball Classic, and was also the Strength and Conditioning Coordinator, Netherlands Region, with MLB International from 2012-2013. Weberg earned his Master of Arts Degree in Health, Physical Education and Sport Sciences from Morehead State University (Morehead, KY) in 2008, and his Bachelor of Arts Degree in Health Promotion – Fitness Management from Grand View University (Des Moines, IA) in 2007. He also attended Porterville College (CA) from 2003-2004 and played three years of varsity baseball at Grand View College in Iowa. Weberg was presented with the 2007 Champion of Character Award – Baseball – Grand View University, a 2007 Academic All-Region VII Selection, and 2006/2007 Academic All-Conference (Midwest Classic Conference) Selection. Weberg is a Certified Strength and Conditioning Specialist (CSCS) and Registered Strength and Conditioning Coach (RSCC) from the National Strength and Conditioning Association (NSCA). He has presented at the Blue Jays Baseball Academy National Coaches Clinic (2018), PBSCCS Winter Meetings (2016), European Coaches Clinic (2012) and Nova College CIOS (Haarlem, NL-2013). He is also currently the Treasurer of the Professional Baseball Strength and Conditioning Coaches Society (PBSCCS). Originally from Kelowna, BC, Weberg currently resides in Tarpon Springs, FL, with his fiance, Amanda, and new son, Louke.



JEREMY TRACH
MAJOR LEAGUE ASSISTANT STRENGTH & CONDITIONING COACH

Jeremy Trach enters his ninth season with the Toronto Blue Jays organization and third as the Major League Assistant Strength and Conditioning Coach. In 2016 and 2017, he served as Minor League Strength and Conditioning Coordinator for the team, and in the previous four years, he worked as Minor League Strength and Conditioning Coach for the Advanced-A Dunedin Blue Jays (2015-2016) and the Short-Season Vancouver Canadians (2013-2014). In 2017, Jeremy received the Toronto Blue Jays High Performance Award for his commitment to the values of the High Performance Team. For his efforts in 2014, he was named the Northwest League Strength Coach of the year. A native of Coquitlam, BC, Jeremy has more than 10 years of experience working with youth, high school, college, and professional baseball players. He attended University in Kansas and Iowa where he received his Bachelors of Arts in Wellness and played four years of competitive college baseball. In 2011, he was named the Assistant Strength and

Conditioning Coach at Waldorf College in Iowa. In 2013, Jeremy attained his Masters in Exercise and Sports Science in Human Performance at the University of Wisconsin-La Crosse, where he worked as the Sports Performance Graduate Assistant Strength Coach. Jeremy is a Registered Strength and Conditioning Coach and a Certified Strength and Conditioning Specialist through the National Strength and Conditioning Association. A member of the Professional Baseball Strength Coaches Society, he holds his Level 1 Sports Performance Coach Certification through USA Weightlifting and is certified with the Functional Movement Screen.



SE HONG JANG
PERFORMANCE COACH

Se Hong Jang enters his first season with the Blue Jays as a Performance Coach after spending over 20 years with the Kia Tigers of the Korean Baseball Organization. Some of his highlights include being part of three Korean Series Championships with the Tigers and earning the 2017 South Korea's Trainer Award by the Korean Athletic Trainers Association (KATA). Jang holds a PhD in Sports Science from Chonam National University in South Korea. He resides in Korea during the offseason with his wife and two sons, who are both striving to become baseball players in Korea.





KEVIN MALLOY
SENIOR MANAGER, VISITING CLUBHOUSE OPERATIONS

Kevin Malloy is entering his 40th season with the organization. In 2018, he changed roles to assume the lead position of the visiting clubhouse, where he is responsible for hosting all visiting Major League teams, their equipment and uniforms and visiting clubhouse staff. Malloy was named Senior Manager, Home Clubhouse Operations prior to the 2017 season and previously served as the team's Clubhouse Manager since 1996. He graduated from Seneca College in 1987 where he studied Marketing and Administration. Malloy joined the Toronto Blue Jays in 1982 when he was a seasonal assistant in the Blue Jays Clubhouse. He is married with two children and enjoys ice hockey, downhill skiing and golf while residing in Pickering, ON.



SCOTT BLINN
SENIOR MANAGER, CLUBHOUSE OPERATIONS

Scott Blinn starts his 31st season with the Toronto Blue Jays, having joined the club in 1991 as a Visiting Clubhouse attendant. He was promoted to Assistant Manager, Visiting Clubhouse in 1997 where he served for 20 years before moving into his current role. Blinn was born and raised just outside of Toronto where he lives with his wife and two children.



MUSTAFA (MOOSE) HASSAN
MANAGER, HOME CLUBHOUSE OPERATIONS

Mustafa Hassan is entering his 20th season in the Toronto Blue Jays organization and his second as Manager, Home Clubhouse Operations, having spent the previous two years as Clubhouse Manager, Equipment. Prior to the 2017 season he was named Assistant Clubhouse Manager. Mustafa got his start as the Blue Jays' Ballboy from 2001-2003 before moving to team Ballboy from 2004-2006. In 2007, he moved into the role of Clubhouse Assistant and served in that capacity until 2016. Mustafa was raised, educated and currently resides in Toronto.



ALEX ANDREOPOULOS
BULLPEN CATCHER

Alekos (Alex) Andreopoulos was born and raised in Toronto and is now married with one child. He was named to his current position in 2003. He attended Seton Hall from 1992-1995 where, as a catcher, he earned conference All-Star honours in each of his seasons. He was also named as the Big East Conference Rookie of the Year and included on Baseball America's Freshman All American team in 1992. Andreopoulos was selected in the 17th round by the Milwaukee Brewers in 1995 and spent eight seasons in the minors with the Milwaukee, Cleveland, Montreal and St. Louis organizations. He batted .288 with 37 home runs and 268 RBI in 525 career Minor and Independent League games.



NEVIN ASHLEY
BULLPEN CATCHER


Nevin Ashley is entering his third season as bullpen catcher for Toronto. The 36-year-old was drafted by Tampa Bay in the sixth round in 2006 and spent 12 seasons (2006-2017) in the Tampa Bay, Cincinnati, Pittsburgh, Milwaukee, New York (NL), Texas and Seattle organizations. He reached the majors for a 12-game stint with the Brewers in 2015, and picked up an RBI double in his first at-bat. The catcher from Indiana State University is married to Ashley and has two sons, Gaige and Aiden.





ERIC SLOTTER
MAJOR LEAGUE VIDEO COORDINATOR

Eric Slotter joined the Toronto Blue Jays organization prior to the 2011 season as a Minor League Video Assistant. He remained in that role for three seasons before being promoted to Minor League Video Scout, a role which he held for three additional seasons. Prior to the 2017 season, Eric was promoted to his current role of Major League Video Coordinator. The native of Tampa, FL, worked as a student manager and video assistant while completing his undergraduate degree at the University of Florida. He currently resides in Tampa with his wife, Lindsey.



THERON SIMPSON
ANALYST, ADVANCE SCOUTING

Theron Simpson is entering his 4th season with the Blue Jays organization, 2nd in his current position as Advance Scouting Analyst. Simpson began in 2018 as an affiliate intern for Triple-A Buffalo before assisting in advance scouting and baseball operations in 2019. Born and raised in Seattle, Simpson attended Claremont McKenna College in Southern California, where he pitched in relief for the Claremont-Mudd-Scripps Stags for two seasons. In 2014, he lived with a Danish family in Copenhagen for five months while studying European Politics and traveling extensively. He graduated from Claremont McKenna College in 2016 with a dual major in Economics and Government. Simpson worked as an intern in the minor leagues after graduating and coached for City Baseball in Seattle during the 2016-2018 offseasons.

CANADIANS IN THE SYSTEM

28 Canadian-born players have worn the Blue Jays uniform for a Major League game:

NAME	POS.	HOMETOWN	YEAR(S)
Dave McKay	INF	Vancouver, BC	1977-1979
Paul Hodgson	OF	Fredericton, NB	1980
Rob Ducey	OF	Cambridge, ON	1987-1992; 2000
Denis Boucher	LHP	Lachine, QC	1991
Vince Horsman	LHP	Dartmouth, NS	1991
Rob Butler	OF	Toronto, ON	1993-1994; 1999
Paul Spoljaric	LHP	Kelowna, BC	1994; 1996-1997; 1999
Paul Quantrill	RHP	Cobourg, ON	1996-2001
Rich Butler	OF	Toronto, ON	1997
Steve Sinclair	LHP	Victoria, BC	1998-1999
Simon Pond	OF	North Vancouver, BC	2004
Corey Koskie	INF	Anola, MB	2005
Matt Stairs	INF/OF	St. John, NB	2007-2008
Scott Richmond	RHP	North Vancouver, BC	2008-2009; 2011-2012
Shawn Hill	RHP	Mississauga, ON	2010; 2012
Brett Lawrie	INF	Langley, BC	2011-2014
Adam Loewen	OF	Vancouver, BC	2011
Mike Nickeas	C	Vancouver, BC	2013
Dalton Pompey	OF	Mississauga, ON	2014-2018
George Kottaras	C	Scarborough, ON	2014
Russell Martin	C	East York, ON	2015-2018
Michael Saunders	OF	Victoria, BC	2015-2016; 2017
Jeff Francis	LHP	Vancouver, BC	2015
Andrew Albers	LHP	North Battleford, SK	2015
Scott Diamond	LHP	Guelph, ON	2016
John Axford	RHP	Simcoe, ON	2018
Vladimir Guerrero Jr.	INF	Montreal, QC	2019-
Jordan Romano	RHP	Markham, ON	2019-





MANAGER AND COACHES

CHARLIE MONTOYO



MONTOMOYO

CHARLIE

25

MANAGER

BIRTHDATE October 17, 1965
 OPENING DAY AGE 55
 BIRTHPLACE Florida, Puerto Rico
 RESIDENCE Sahuarita, AZ

APPOINTED:

- Named Manager of the Toronto Blue Jays on October 25, 2018.

PERSONAL:

- Jose Carlos Montoyo Diaz.
- Attended San Jose De Anza (CA) Junior College and Louisiana Tech.
- He and his wife, Samantha, have two sons, Tyson and Alexander.
- Is featured in *Where Nobody Knows Your Name: Life in the Minor Leagues of Baseball*, a 2015 book by best-selling author John Feinstein.

PROFESSIONAL CAREER:

- Selected by the Milwaukee Brewers in the 6th round of the 1987 First-Year Player Draft.
- Played 10 seasons as an infielder in the minors: six with the Brewers, two with the Expos and two with the Phillies.
- Played in four Major League games for the Expos in 1993...Went 2-for-5 (.400) with three RBI, including a two-out, pinch-hit RBI single off Gary Wayne in his 1st career plate appearance on Sept. 7 vs. COL...His other MLB hit was a two-run double off Chris Hammond on Sept. 29 at FLA.

COACHING & MANAGERIAL CAREER:

- Joined the Rays organization on Oct. 31, 1996 and managed at every Minor League level over 18 seasons while amassing a 1,266-1,142 (.526) record.
- Won a division title with Short-A Hudson Valley in 1998.
- Took Class-A Bakersfield to the playoffs in 2001.
- Claimed a Southern League title in 2006 while with Double-A Montgomery.
- Spent eight seasons (2007-2014) as manager of the Triple-A Durham Bulls and led the club to seven International League South Division Titles, six trips to the IL finals and two Governors' Cup Championships (2009, 2013), including the Triple-A title in 2009.
- Compiled a 633-515 (.551) record while with Durham and had his No. 25 retired on May 26, 2016...Was inducted into the International League Hall of Fame in January, 2016.
- Garnered much recognition while with the Bulls, including IL Manager of the Year (2010, 2013), Baseball America Triple-A Manager of the Year (2007), IL All-Star Team Manager (2010, 2014), Baseball America Minor League Manager of the Year (2009), and Minor League Baseball's Mike Coolbaugh Award (2009).
- Was named Futures Game coach for the World Team (2010, 2011, 2013) and was also a coach for Puerto Rico in the 2009 World Baseball Classic.
- Joined Tampa Bay's big-league staff as Third Base Coach from 2015-2017.
- Spent the 2018 season as the Rays' Bench Coach.
- Joined the Blue Jays as Manager for the 2019 season.
- Took Toronto to the playoffs as a Wild Card team in 2020 without playing a single game in Toronto...Finished 3rd in AL Manager of the Year voting...Became the only manager ever to have 90+ losses in his 1st season at the helm and then make playoffs in his 2nd season.

PLAYING CAREER:

	AVG	G	AB	R	H	2B	3B	HR	RBI	BB	SO	SB
Minor Totals	.266	1028	3340	579	889	148	20	38	400	744	459	72
MAJOR TOTALS	.400	4	5	1	2	4	0	0	3	0	0	0

MANAGERIAL/COACHING CAREER

1997	Manager, Princeton, Appalachian League (Devil Rays)
1998	Manager, Hudson Valley, New York-Penn League (Devil Rays)
1999-2000	Manager, Charleston, South Atlantic League (Devil Rays)
2001-2002	Manager, Bakersfield, California League (Devil Rays)
2003	Manager, Orlando, Southern League (Devil Rays)
2004-2006	Manager, Montgomery, Southern League (Devil Rays)
2007-2014	Manager, Durham, International League (Rays)
2015-2017	Third Base Coach, Tampa Bay Rays
2018	Bench Coach, Tampa Bay Rays
2019-	Manager, Toronto Blue Jays



RECORD AS MANAGER

Year	Club & League	W-L	PCT	Finish
1997	Princeton (Appalachian)	39-30	.565	2nd
1998	Hudson Valley (NYP)	50-26	.658	1st
1999	Charleston (South Atlantic)	65-77	.458	5th
2000	Charleston (South Atlantic)	73-66	.525	6th
2001	Bakersfield (California)	71-69	.507	3rd
2002	Bakersfield (California)	69-72	.489	4th
2003	Orlando (Southern)	65-72	.474	5th
2004	Montgomery (Southern)	57-83	.407	5th
2005	Montgomery (Southern)	67-70	.489	4th
2006	Montgomery (Southern)	77-62	.554	2nd
2007	Durham (International)	80-63	.559	1st
2008	Durham (International)	74-70	.514	1st
2009	Durham (International)	83-61	.576	1st
2010	Durham (International)	88-55	.615	1st
2011	Durham (International)	80-62	.563	1st
2012	Durham (International)	66-78	.458	3rd
2013	Durham (International)	87-57	.604	1st
2014	Durham (International)	75-69	.521	1st
2019	TORONTO (AL)	67-95	.414	4th
2020	TORONTO (AL)	32-28	.533	3rd
Minor Totals		1266-1142	.526	
MAJOR TOTALS		99-123	.446	

POSTSEASON RECORD AS MANAGER

Year	Club & League	W-L	PCT	Finish
1998	Hudson Valley (NYP)	0-2	.000	Lost in Semi-Finals
2001	Bakersfield (California)	3-3	.500	Lost in Division Finals
2006	Montgomery (Southern)	6-1	.857	Won Championship
2007	Durham (International)	5-3	.625	Lost in Finals
2008	Durham (International)	4-4	.500	Lost in Finals
2009	Durham (International)	7-2	.777	Won Championship and Triple-A Title
2010	Durham (International)	4-5	.444	Lost in Finals
2011	Durham (International)	0-3	.000	Lost in Semi-Finals
2013	Durham (International)	6-1	.857	Won Championship
2014	Durham (International)	5-3	.625	Lost in Finals
2020	TORONTO (AL)	0-2	.000	Lost in Wild Card Round
Minor Totals		40-27	.597	
MAJOR TOTALS		0-2	.000	

AGE WHEN MANAGERS TOOK OVER THEIR FIRST GAME

MANAGER	FIRST GAME	AGE
Bobby Mattick	April 9, 1980	64
Cito Gaston	June 20, 2008	63
Jim Fregosi	April 6, 1999	57
Mel Queen	Sept. 24, 1997	55
Charlie Montoyo**	March 28, 2019	53
Buck Martinez	April 1, 2001	52
Roy Hartsfield	April 7, 1977	51
John Gibbons	April 2, 2013	50
Tim Johnson	April 1, 1998	48
Carlos Tosca	June 3, 2002	48
John Farrell	April 1, 2011	48
Cito Gaston	May 15, 1989	45
Jimmy Williams	April 8, 1986	42
John Gibbons	Aug. 8, 2004	42
Bobby Cox	April 6, 1982	40

** denotes active manager

MANAGERS

	G	W	L	PCT	YEARS
Gaston, Cito	1764	913	851	.518	1989-1997, 2008-2010
Gibbons, John	1582	793	789	.501	2004-2008, 2013-2018
Cox, Bobby	647	355	292	.549	1982-1985
Williams, Jimmy	522	281	241	.538	1986-1989
Hartsfield, Roy	484	166	318	.343	1977-1979
Tosca, Carlos	382	191	191	.500	2002-2004
Fregosi, Jim	324	167	157	.515	1999-2000
Farrell, John	324	154	170	.475	2011-2012
Mattick, Bobby	268	104	164	.388	1980-1981
Montoyo, Charlie**	222	99	123	.446	2019-
Martinez, Buck	215	100	115	.465	2001-2002
Johnson, Tim	162	88	74	.543	1998
Queen, Mel	5	4	1	.800	1997

** denotes active manager

DeMarlo Hale served as Interim Manager (1-1) on Aug. 4, 2015 vs. MIN in the absence of Manager John Gibbons' (suspension)

DeMarlo Hale served as Interim Manager on June 10 at CWS, 2013 in the absence of Manager John Gibbons (son's high school graduation)

Don Wakamatsu served as Interim Manager from Aug. 26-Sept. 4, 2011 (3-8) in the absence of Manager John Farrell (pneumonia) and on Sept. 26 (0-1) due to personal reasons

Brian Butterfield served as Interim Manager from July 10-11, 2009 (1-1) in the absence of Cito Gaston (family funeral)

John Gibbons served as Interim Manager from May 2-3, 2003 (2-0) in the absence of Manager Carlos Tosca (daughter's graduation) and in the absence of Manager Carlos Tosca (suspension) on Sept. 5, 2003

Cookie Rojas served as Interim Manager from May 24-26, 2001 (1-2) in the absence of Manager Buck Martinez (family funeral)


Gene Tenace served as Interim Manager from May 27-29, 1994 (2-1) in the absence of Manager Cito Gaston (suspension)

Gene Tenace served as Interim Manager from Aug. 21-Sept. 26, 1991 (19-14) in the absence of Manager Cito Gaston (ruptured disk in lower back)

Harry Warner served as Interim Manager from May 20-29, 1978 (3-9) in the absence of Manager Roy Hartsfield (wife's illness)

Records are for regular season games only





BUDZINSKI

MARK

53
FIRST BASE
COACH

BIRTHDATE August 26, 1973
 OPENING DAY AGE 47
 BIRTHPLACE Baltimore, MD
 RESIDENCE Henrico, VA

APPOINTED:

- Named First Base Coach for the Toronto Blue Jays on November 27, 2018.

PERSONAL:

- Mark Joseph Budzinski.
- Holds his BSBA from the University of Richmond with concentrations in Marketing and Economics.
- Became a licensed realtor for RE/MAX Action Real Estate in 2012.
- Won a silver medal as an outfielder for the United States in the 2001 Baseball World Cup.

PROFESSIONAL CAREER:

- Was selected by Cleveland in the 21st round of the 1995 draft and played seven years in the Indians' ranks, from 1995-2001.
- Also spent time in the Chicago (NL), Milwaukee, Cincinnati and Philadelphia organizations.
- Made his Major League debut with the Cincinnati Reds as a pinch-hitter on August 3, 2003 vs. SF, and appeared in a total of four big-league games with the club.

COACHING & MANAGERIAL CAREER:

- Posted a 290-269 Minor League record over four seasons in the Cleveland Indians' system.
- Managed Single-A Lake County to a championship appearance in 2014.
- Managed Advanced-A Lynchburg to back-to-back playoff appearances, making the semi-finals in 2015 and the finals in 2016.
- Spent the 2018 season as a Major League Coach with the Cleveland Indians, where he supported the coaching staff with advance preparation, player performance, and on-field pregame work.
- Joined the Blue Jays as First Base Coach for the 2019 season.

PLAYING CAREER:

Year	Club & League	AVG	G	AB	R	H	2B	3B	HR	RBI	BB	SO	SB
Minor Totals		.274	1235	4450	734	1221	229	74	56	469	559	1024	150
MAJOR TOTALS		.000	4	7	0	0	0	0	0	0	0	4	0

MANAGERIAL/COACHING CAREER

2014	Manager, Lake County, Midwest (Indians)
2015-16	Manager, Lynchburg, Carolina (Indians)
2017	Manager, Akron, Eastern (Indians)
2018	Major League Coach, Cleveland Indians
2019-	First Base Coach, Toronto Blue Jays

RECORD AS MANAGER

Year	Club & League	W-L	PCT	Finish
2014	Lake County (Midwest)	65-74	.468	3rd (Lost in Championship)
2015	Lynchburg (Carolina)	72-68	.514	1st (Lost in Semi-Finals)
2016	Lynchburg (Carolina)	84-56	.600	1st (Lost in Championship)
2017	Akron (Eastern)	69-71	.493	3rd

CAREER TOTALS 290-269 .519





BUSCHMANN MATT

26
BULLPEN
COACH

BIRTHDATE February 13, 1984
OPENING DAY AGE 37
BIRTHPLACE St. Louis, MO
RESIDENCE Nashville, TN

APPOINTED:

- Named Bullpen Coach for the Toronto Blue Jays on November 27, 2018.
- Also took on the role of Director of Pitching Development for the organization heading into the 2020 season.

PERSONAL:

- Matthew David Buschmann.
- Graduated from Lafayette High School in Wildwood, MO...There he earned honourable mention All-State accolades as a senior.
- Attended Vanderbilt University where he went 17-6 with a 3.31 ERA (71 ER/193.0 IP) over four seasons.

PROFESSIONAL CAREER:

- Was selected in the 15th round of the 2006 First-Year Player Draft by the San Diego Padres.
- Spent 11 years in the minors with San Diego (2006-2011), Tampa Bay (2012-2013, 2015), Oakland (2014) Cincinnati (2015), Baltimore (2015) and Arizona (2016)...Signed a Minor League deal with the Toronto Blue Jays on February 28, 2017 and was assigned to Triple-A Buffalo but did not play.
- Was named to the 2007 California League Post-Season All-Star Team, the 2008 Texas League Mid-Season and Post-Season All-Star Teams, and earned Pitcher of the Week on four occasions.
- Made his Major League debut at 32 years of age for the Arizona Diamondbacks...Pitched in three games, recording three strikeouts while allowing one run over 4.1 innings for a 2.08 ERA.

COACHING CAREER:

- Held his first player development role in 2018 with the San Francisco Giants as Assistant Director of Player Development - Run Prevention.
- Landed the role of Bullpen Coach with the Blue Jays for the 2019 season and also became the club's Director of Pitching Development in 2020.


PLAYING CAREER:

Year	Club & League	W-L	ERA	G	GS	CG	ShO	SV	IP	H	R	ER	BB	SO
Minor Totals		92-79	4.20	307	239	8	2	1	1468.2	1503	767	686	511	1189
MAJOR TOTALS		0-0	2.08	3	0	0	0	0	4.1	2	1	1	1	3

MANAGERIAL/COACHING CAREER

2018 Assitant Director Player Development - Run Prevention, San Francisco Giants
 2019- Bullpen Coach, Toronto Blue Jays





HUDGENS

DAVE

19
BENCH
COACH

BIRTHDATE December 5, 1956
 OPENING DAY AGE 64
 BIRTHPLACE Oroville, CA
 RESIDENCE Dunedin, FL

APPOINTED:

- Named Bench Coach for the Toronto Blue Jays on November 7, 2018.

PERSONAL:

- David Mark Hudgens.
- Attended Arizona State University from 1975-1978...Appeared twice in the College World Series while posting a .313 batting average across four seasons.

PROFESSIONAL CAREER:

- Was drafted by the New York Mets in the 1st round of the January Draft in 1975, and was also selected in the 18th round by the Milwaukee Brewers in the 1977 June Amateur Draft.
- Spent six seasons playing in Oakland and Cleveland's systems, which included a six-game Major League stint with the Athletics in 1983.

COACHING CAREER:

- Began his coaching career in 1985 when he managed Rookie-level Pocatello in the Pioneer League.
- Managed within Oakland's system until 1988 before joining Houston as a Roving Hitting Instructor from 1989 to 1995.
- Returned to Oakland for the next 10 seasons, where in addition to coaching, he held the role of Assistant Director, Player Development from 1996-1998 and 2000-2002.
- Served as Hitting Coach for the Oakland Athletics in years 1999 and 2003-2005.
- Then joined the Cleveland Indians as their Field Coordinator from 2006-2010.
- Managed in the Venezuelan Winter League from 2009-2014, taking Caracas to the playoffs five times and winning the 2009-2010 VVWL Championship.
- Served as Hitting Coach for the New York Mets from 2011-2014.
- Spent 2015-2018 with the Houston Astros as the team's Hitting Coach...Won a World Series Championship in 2017.
- Joined the Blue Jays as Bench Coach for the 2019 campaign.

PLAYING CAREER:

Year	Club & League	AVG	G	AB	R	H	2B	3B	HR	RBI	BB	SO	SB
Minor Totals		.264	672	2200	320	581	122	18	92	354	259	470	41
MAJOR TOTALS		.143	6	7	0	1	0	0	0	0	0	3	0

MANAGERIAL/COACHING CAREER

1985	Manager, Pocatello, Pioneer League (Athletics)
1986-87	Manager, Medford, Northwest League (Athletics)
1988	Manager, Arizona, Arizona League (Athletics)
1989-95	Roving Hitting Instructor, Houston Astros
1996-98	Assistant Director of Player Development, Oakland Athletics
1999	Hitting Coach, Oakland Athletics
2000-02	Assistant Director of Player Development, Oakland Athletics
2003-05	Hitting Coach, Oakland Athletics
2006-10	Field Coordinator, Cleveland Indians
2011-14	Hitting Coach, New York Mets
2015-18	Hitting Coach, Houston Astros
2019-	Bench Coach, Toronto Blue Jays

RECORD AS MANAGER

Year	Club & League	W-L	PCT.	FINISH
1985	Pocatello (Pioneer)	24-45	.348	3rd
1986	Medford (Northwest)	43-31	.581	2nd
1987	Medford (Northwest)	31-45	.408	3rd
1988	Arizona (Arizona)	34-24	.586	1st
CAREER TOTALS		132-145	.477	





KIM GIL

16

**DIRECTOR,
PLAYER DEV.**

BIRTHDATE December 20, 1981
OPENING DAY AGE 39
BIRTHPLACE Philadelphia, PA
RESIDENCE Tampa, FL

APPOINTED:

- Named Director, Player Development for the Toronto Blue Jays on January 23, 2016.
- Added to the team's Major League coaching staff on February 6, 2020.

PERSONAL:

- Gil Kim.
- Grew up in Pottsville, PA, and attended Pottsville Area High School before eventually graduating from Lawrenceville (NJ) High School.
- Played at Middlebury College (Middlebury, VT) in 2002, and Vanderbilt University (Nashville, TN) from 2003-2005.
- Currently resides in Tampa, FL, with his wife, Melissa.

PLAYING CAREER:

- Had a three-year playing career as an infielder.
- Played for the Omron Pioneers of the Dutch Minor Leagues, the Beijing Tigers of the China Baseball League, FC Barcelona of the Spanish Baseball League, the Tiburones de la Guaira of the Venezuelan Parallel League, and played club baseball in the Greater Brisbane Baseball League in Australia.

COACHING CAREER:

- Spent seven years (2009-2015) in the Texas Rangers organization, the last two years as the club's Director, International Scouting.
- Served in several other scouting roles, including Coordinator and Assistant Director, within the Rangers organization...His focus was mainly in Mexico and the Dominican Republic.

FRONT OFFICE CAREER:

2009-11	Mexico Scout, Texas Rangers
2012	Coordinator, International Scouting, Texas Rangers
2013	Assistant Director, International Scouting, Texas Rangers
2014-15	Director, International Scouting, Texas Rangers
2016-	Director, Player Development, Toronto Blue Jays

BIOGRAPHIES

LAST SEASON

HISTORY


RECORDS

OPPONENTS

PLAYER DEV.

MEDIA & MISC.





MARTINEZ

GUILLERMO

18
HITTING
COACH

BIRTHDATE October 5, 1984
 OPENING DAY AGE 36
 BIRTHPLACE Managua, Nicaragua
 RESIDENCE Knoxville, TN

APPOINTED:

- Named Hitting Coach for the Toronto Blue Jays on November 27, 2018.

PERSONAL:

- Guillermo Enrique Martinez.
- Attended Coral Park High School in Miami, FL.
- Played shortstop for the University of South Alabama and batted .306 in his junior year (2006).
- Founded Pro Hitting Baseball, a baseball academy in Knoxville, TN.

PROFESSIONAL CAREER:

- Was originally selected by the Chicago White Sox in the 17th round of the 2003 draft from Coral Park High School (Miami, FL) but did not sign.
- Attended the University of South Alabama.
- Was then selected by the Florida Marlins in the 15th round of the 2006 First-Year Player Draft.
- Played three seasons in the Florida Marlins system (2006-2008).
- Took part in three more campaigns of independent ball (2009-2011).

COACHING CAREER:

- Served as Minor League hitting and infield coach for the Blue Jays in 2012 and 2013.
- Was the hitting coach for Advanced-A Myrtle Beach in the Chicago Cubs organization for four years (2014-2017).
- Spent the 2018 season as Toronto's hitting coordinator.
- At 34 years old, became the youngest active hitting coach in the Majors when he was appointed to the position by the Blue Jays on Nov. 27, 2018 (later eclipsed by LAD's Robert Van Scoyoc - 32).

PLAYING CAREER:

Year	Club & League	AVG	G	AB	R	H	2B	3B	HR	RBI	BB	SO	SB
Minor Totals		.214	147	402	32	86	11	0	1	34	32	95	4

MANAGERIAL/COACHING CAREER

2012-13	Hitting and Infield Coach, Minor League (Blue Jays)
2014-17	Hitting Coach, Myrtle Beach, Carolina League (Cubs)
2018	Hitting Coordinator, Minor League (Blue Jays)
2019-	Hitting Coach, Toronto Blue Jays





RIVERA LUIS

20
THIRD BASE
COACH

BIRTHDATE January 3, 1964
OPENING DAY AGE 57
BIRTHPLACE Cidra, Puerto Rico
RESIDENCE Caguas, Puerto Rico

APPOINTED:

- Named Coaching Assistant for the Toronto Blue Jays on November 10, 2010.
- Named Third Base Coach for the Toronto Blue Jays on November 26, 2012.

PERSONAL:

- Luis Antonio Rivera.
- Played Little League in Guaynabo, Puerto Rico.
- Graduated from Luis Munoz Iglesias in Puerto Rico in 1981.
- Signed by the Montreal Expos on Sept. 22, 1981.
- Had a baseball field in Puerto Rico named in his honour in 2014.

PROFESSIONAL CAREER:

- Played professionally for 18 seasons, from 1981-1998.
- Played parts of 11 seasons in the Major Leagues, from 1986-1998 with Montreal, Boston, New York (NL), Houston and Kansas City.
- Recorded his finest big-league season in 1992 with the Red Sox when he hit .258 (107-for-414) with 22 doubles, three triples, eight home runs and 40 RBI across 129 games.
- Compiled a Major League career average of .233 with 28 home runs and 209 RBI in 781 games.

COACHING & MANAGERIAL CAREER:

- Spent six seasons from 2000-2005 coaching and managing in the Cleveland Indians Player Development system...Managed the Class-A Kinston Indians to a record of 76-64 (.543) in 2005, guiding the club to the finals of the Carolina League Championship Series...Managed the Class-A Lake County Captains in 2003-2004, winning South Atlantic League Manager of the Year honours in 2003, after the Captains compiled a Minor League-best record of 97-43 (.693)...In his three seasons as Manager at Kinston and Lake County, his teams compiled a record of 246-173 (.587) and went to the playoffs twice... Was also a coach at Kinston for three seasons from 2000-2002.
- Spent four seasons as the Cleveland Indians' Infield and First Base Coach (2006-2009).
- In his first season with the Blue Jays (2010), managed the Double-A New Hampshire Fisher Cats and led them to their first postseason appearance since 2004, finishing 2nd in the Eastern Division...Lost in the first round of the playoffs to Trenton, 3-0.
- Made his debut as a Blue Jays coach in 2011 when he was named as a Coaching Assistant, and spent two seasons in that capacity.
- Returning for a 9th season as Third Base Coach and his 11th consecutive as a coach at the Major League level.

PLAYING CAREER:

Year	Club & League	AVG	G	AB	R	H	2B	3B	HR	RBI	BB	SO	SB
Minor Totals		.245	1070	3765	499	924	185	26	57	420	336	617	105
MAJOR TOTALS		.233	781	2215	249	516	114	12	28	209	171	443	20

MANAGERIAL/COACHING CAREER

2000-02	Coach, Kinston, Carolina League (Indians)
2003-04	Manager, Lake County, South Atlantic League (Indians)
2005	Manager, Kinston, Carolina League (Indians)
2006-09	Infield and First Base Coach, Cleveland Indians
2010	Manager, New Hampshire, Eastern League (Blue Jays)
2011-12	Coaching Assistant, Toronto Blue Jays
2013-	Third Base Coach, Toronto Blue Jays

RECORD AS MANAGER

Year	Club & League	W-L	PCT.	Position
2003	Lake County (SAL)	97-43	.693	1st (Lost in Championship)
2004	Lake County (SAL)	73-66	.525	3rd
2005	Kinston (Car)	76-64	.543	2nd (Lost in Championship)
2010	New Hampshire (East)	79-62	.560	2nd (Lost in Semi-Finals)

CAREER TOTALS 325-235 .580





SCHNEIDER JOHN

17
MAJOR
LEAGUE
COACH

BIRTHDATE February 14, 1980
OPENING DAY AGE 41
BIRTHPLACE Princeton, NJ
RESIDENCE Clearwater, FL

APPOINTED:

- Named Major League Coach by the Toronto Blue Jays on November 27, 2018.

PERSONAL:

- John P. Schneider.
- Attended Lawrence Township High School in New Jersey.
- Caught at the University of Delaware...Named Colonial Athletic Association All-Conference in 2002.
- Resides in Clearwater, FL, with his wife, Jess, and two sons, Gunner and Greyson.

PROFESSIONAL CAREER:

- Selected by the Toronto Blue Jays in the 13th round of the 2002 First-Year Player Draft.
- Played six seasons (311 games) in Toronto's Minor League system, advancing as high as Triple-A Syracuse in 2007.

COACHING & MANAGERIAL CAREER:

- Will be his 12th season in a coaching role with the Blue Jays organization.
- Spent 2008 as hitting coach for the Gulf Coast League Blue Jays...Then managed the squad from 2009-2010 and again in 2013.
- Managed the Vancouver Canadians for half a season in 2011 before leaving the club to attend a family matter...Managed the club again from 2014-2015 and led them to a division-leading 46-30 record and a finals appearance in 2014.
- Took the reins as manager of the Class-A Lansing Lugnuts for the 2016 season.
- Managed the Advanced-A Dunedin Blue Jays to 72-66 record and a Florida State League Championship in 2017 (co-champs with the Palm Beach Cardinals due to Hurricane Irma).
- Was named Manager of Double-A New Hampshire in 2018 and led the Fisher Cats to an Eastern League Championship.
- Served a coaching role at the Major League level for the first time in 2019.
- As Major League Coach, he has a focus on the development of Major League catching.

PLAYING CAREER:

Year	Club & League	AVG	G	AB	R	H	2B	3B	HR	RBI	BB	SO	SB
Minor Totals		.206	311	928	107	191	49	0	24	111	171	302	3


MANAGERIAL/COACHING CAREER

2008	Hitting Coach, Blue Jays, GCL (Blue Jays)
2009-10	Manager, Blue Jays, GCL (Blue Jays)
2011	Manager, Vancouver, North West (Blue Jays)
2013	Manager, Blue Jays, GCL (Blue Jays)
2014-15	Manager, Vancouver, North West (Blue Jays)
2016	Manager, Lansing, Midwest (Blue Jays)
2017	Manager, Dunedin, Florida State (Blue Jays)
2018	Manager, New Hampshire, Eastern League (Blue Jays)
2019-	Major League Coach, Toronto Blue Jays

RECORD AS MANAGER

Year	Club & League	W-L	PCT	Finish
2009	Blue Jays (GCL)	30-28	.517	3rd
2010	Blue Jays (GCL)	31-28	.525	2nd
2011	Vancouver (North West)	39-37	.513	2nd (Won Championship)
2013	Blue Jays (GCL)	28-32	.467	3rd
2014	Vancouver (North West)	46-30	.605	1st (Lost in Finals)
2015	Vancouver (North West)	34-42	.447	4th
2016	Lansing (Midwest)	69-71	.493	5th
2017	Dunedin (Florida State)	72-66	.522	2nd (Won Championship)
2018	New Hampshire (Eastern)	76-62	.550	2nd (Won Championship)
CAREER TOTALS		425-396	.518	





WALKER PETE

40
PITCHING
COACH

BIRTHDATE April 8, 1969
OPENING DAY AGE 51
BIRTHPLACE Beverly, MA
RESIDENCE Quaker Hill, CT

APPOINTED:

- Named Bullpen Coach for the Toronto Blue Jays on November 7, 2011.
- Named Pitching Coach for the Toronto Blue Jays on November 26, 2012.

PERSONAL:

- Peter Brian Walker.
- Earned letters in baseball and basketball at East Lyme (CT) High School...Graduated in 1987.
- Went to the University of Connecticut from 1988-1990 and helped the Huskies capture the Big East Championship in 1990.

PROFESSIONAL CAREER:

- Selected in the 7th round by the New York Mets in 1990.
- Played eight seasons in the Major Leagues, the last four with the Toronto Blue Jays.
- Made all 31 of his big-league starts and played 124 of his 144 MLB games as a Blue Jay, posting a career 20-14 record with a 4.48 ERA.
- During his best season (2002), made 20 starts with Toronto while going 10-5 record with a 4.33 ERA.

COACHING CAREER:

- Began his coaching career with the Blue Jays' organization in 2009, working with the clubs' rehabbing pitchers.
- Was named the Pitching Coach at Double-A New Hampshire in 2011 and led the squad to an Eastern League Championship.
- Made his debut at the Major League level in 2012 as the Blue Jays' Bullpen Coach.
- Named Pitching Coach in 2013 and saw the team ERA improve to 4.00 in 2014 from 4.21 in 2013, including an improvement in starters ERA from 4.81 to 3.96.
- Led Toronto to a league-leading 3.78 team ERA in 2016...In fact, Toronto starters posted the best marks in ERA (3.64), opponents' average (.236), OPS (.688), WHIP (1.22), H/9 (8.03), HR/9 (1.08) and QS (100)...The 100 quality starts were a franchise high (previous: 93 in 1998) and the sub-4.00 starters ERA was the only one in the AL.
- Coached a then club-record 14 different starters in 2017 to a 4.57 ERA...Had 14 different starters again in 2018...Then used 21 different starters in 2019, the 2nd most in MLB history (1915 Philadelphia Athletics - 24), and needed a team-record 39 pitchers to navigate the season.
- Got his club to a collective 4.60 ERA in 2020, its best since 2017 (4.42), without pitching a single game in Toronto.
- Returns for a 9th season as Pitching Coach.

PLAYING CAREER:

Year	Club & League	W-L	ERA	G	GS	CG	ShO	SV	IP	H	R	ER	BB	SO
Minor Totals		67-65	3.77	399	115	6	0	44	1004.0	982	500	421	385	745
TORONTO TOTALS		19-14	4.32	124	31	0	0	4	308.2	320	160	148	121	179
MAJOR TOTALS		20-14	4.48	144	31	0	0	4	339.1	362	181	169	133	191

MANAGERIAL/COACHING CAREER

2009-10	Rehab Pitching Coach (Blue Jays)
2011	Pitching Coach, New Hampshire, Eastern League (Blue Jays)
2012	Bullpen Coach, Toronto Blue Jays
2013-	Pitching Coach, Toronto Blue Jays



NOTES

BIOGRAPHIES

LAST SEASON

HISTORY

RECORDS

OPPONENTS

PLAYER DEV.

MEDIA & MISC.





2021 TORONTO BLUE JAYS

LOURDES GURRIEL JR. & RANDAL GRICHUK



ADAMS RILEY

50

CATCHER

BIRTHDATE June 26, 1996
 OPENING DAY AGE 24
 BIRTHPLACE Encinitas, CA
 RESIDENCE Encinitas, CA
 TWITTER @RileyAdams

BATS/THROWS R/R
 HEIGHT/WEIGHT 6-4/246
 CONTRACT STATUS signed thru 2021
 M.L. SERVICE 0.000
 OPTIONS USED 0 of 3

PERSONAL:

- Riley Keaton Adams.
- Went to high school at Canyon Crest Academy in San Diego, CA, where he also played basketball.
- Attended the University of San Diego where he slashed .305/.411/.504 across three seasons.
- Originally selected by the Chicago Cubs in 37th round of the 2014 draft but did not sign.
- Rated Best Power Hitter in the Toronto Blue Jays' system by Baseball America headed into 2021.

LAST SEASON:

- Caught nine games in Spring Training while going 3-for-11 (.273) with two doubles and a home run.
- Invited to Summer Camp at Rogers Centre in July before spending the regular season at the club's alternate training site in Rochester, NY.
- Added to Toronto's 40-man roster at the end of the season to protect him from the Rule 5 Draft.

Bold – career high; Red – league high

Year	Club and League	AVG	G	AB	R	H	2B	3B	HR	RBI	BB	IBB	SO	SB	CS	OBP	SLG	OPS	SF	SH	HBP
2017	Vancouver (NWL)	.305	52	203	26	62	16	1	3	35	18	0	50	1	1	.374	.438	.812	1	0	5
2018	Dunedin (FSL)	.246	99	349	49	86	26	1	4	43	50	2	93	3	0	.352	.361	.713	2	0	8
2019	Dunedin (FSL)	.277	19	65	12	18	3	0	3	12	14	0	18	1	0	.434	.462	.896	0	0	4
	New Hampshire (EAS)	.258	81	287	46	74	15	2	11	39	32	0	105	3	1	.349	.439	.788	0	3	10
Minor Totals		.265	251	904	133	240	60	4	21	129	114	2	266	8	2	.363	.410	.773	0	6	27

TRANSACTIONS

- Selected by the Toronto Blue Jays in the 3rd round of the 2017 First-Year Player Draft

PROFESSIONAL CAREER:

MINORS:

- Joined Class-A (short) Vancouver in 2017 for his first pro season and helped the club to a NWL championship.
- Slashed .305/.374/.438 across 52 games for the Canadians.
- Among Northwest League hitters, ranked 7th in AVG, 8th in OPS, T-8th in OBP, 9th in SLG.
- Threw out 19 of 47 attempted stolen bases (40.4%).
- Played the entire 2018 season for Advanced-A Dunedin.
- Hit .246 with 26 doubles, a triple, four home runs and 43 RBI.
- Ranked 4th in the Florida State League with 26 doubles and 9th with a .352 OBP.
- Led the D-Jays in walks (50).
- His .713 OPS ranked 2nd among all FSL catchers.
- Threw out 43 of 94 attempted steals (45.7%).
- Started his 2019 campaign with 19 games for Advanced-A Dunedin and posted an .896 OPS while there.
- Named a Florida State League Mid-Season All-Star.
- Received a promotion to Double-A New Hampshire on May 3.
- Batted .258 with 28 extra-base hits in 81 contests for the Fisher Cats.
- Threw out 16 of 52 attempted stolen bases (30.8%).





ALLGEYER NICK

83
PITCHER

BIRTHDATE February 3, 1996
 OPENING DAY AGE 25
 BIRTHPLACE St. Louis, MO
 RESIDENCE St. Louis, MO
 TWITTER @N_A

BATS/THROWS L/L
 HEIGHT/WEIGHT 6-3/225
 CONTRACT STATUS signed thru 2021
 M.L. SERVICE 0.000
 OPTIONS USED 0 of 3

NON-ROSTER

PERSONAL:

- Nick Allgeyer.
- Attended Vianney High School in Kirkwood, MO.
- Graduated from the University of Iowa in 2018...Went 5-4 with a 2.41 ERA (26 ER/97.0 IP) in 15 starts in his junior year... Lasted five innings in his first start of the season and then tossed at least six frames in each of his other 14 games.
- Is a huge St. Louis Blues fan and ignored his charting duties in the press box on June 12, 2019 so he could watch the Blues win Game 7 of the Stanley Cup Final.

LAST SEASON:

- With the Minor League season cancelled, spent the summer training and working out at Premier Pitching Performance in Wentzville, MO.

Bold - career high; Red - league high

Year	Club & League	W-L	ERA	G	GS	CG	SHO	SV	IP	H	R	ER	HR	HB	BB	IBB	SO	WP	BK	AVG
2018	Vancouver (NWL)	0-2	2.73	15	6	0	0	1	26.1	19	11	8	3	2	8	0	31	3	0	.196
2019	Dunedin (FSL)	10-6	3.95	23	22	0	0	0	118.1	113	57	52	10	7	29	0	104	6	0	.247
Minor Totals		10-8	3.73	38	28	0	0	1	144.2	132	68	60	13	9	37	0	135	9	0	.238

TRANSACTIONS

- Selected by the Toronto Blue Jays in the 12th round of the 2018 First-Year Player Draft

PROFESSIONAL CAREER:

MINORS:

- Got his pro career underway after being drafted in 2018 with Class-A (short) Vancouver.
- Made six starts and nine relief appearances for the Canadians while keeping a 2.73 ERA and a 1.03 WHIP.
- Spent his entire 2019 season with Advanced-A Dunedin.
- Went 10-6 with a 3.95 ERA over 22 starts and one relief outing.
- Named a Mid-Season All-Star and was also tabbed an MiLB.com Organization All-Star at the end of the season.

**MOST CONSECUTIVE OUTINGS WITHOUT ALLOWING A RUN TO
START CAREER WITH BLUE JAYS - ALL-TIME**

PLAYER	STREAK	START DATE	END DATE
Joaquin Benoit	18	07/27/2016	09/10/2016
Victor Cruz	13	06/24/1978	07/29/1978
B.J. Ryan	13	04/04/2006	05/03/2006
Tom Henke	11	07/29/1985	08/24/1985
Randy Moffitt	10	04/17/1983	05/18/1983

BIOGRAPHIES
LAST SEASON
HISTORY
RECORDS
OPPONENTS
PLAYER DEV.
MEDIA & MISC.





NON-ROSTER

BAKER BRYAN

79

PITCHER

BIRTHDATE December 2, 1994
 OPENING DAY AGE 26
 BIRTHPLACE Fort Walton Beach, FL
 RESIDENCE Fort Walton Beach, FL
 TWITTER NA

BATS/THROWS R/R
 HEIGHT/WEIGHT 6-6/243
 CONTRACT STATUS signed thru 2021
 M.L. SERVICE 0.000
 OPTIONS USED 0 of 3

PERSONAL:

- Bryan Scott Baker.
- Went to Choctawhatchee High School in his hometown of Fort Walton Beach, FL, where he played baseball in addition to his favourite sport growing up – basketball...Was named All-Area basketball player several times before committing to baseball in his senior year.
- Drafted in the 40th round in 2013 by the Pittsburgh Pirates but did not sign.
- Attended the University of North Florida (Jacksonville, FL) for three years where he combined for a 14-10 record and a 3.68 ERA (76 ER/186.1 IP).

LAST SEASON:

- Invited to Major League Spring Training and allowed one run on two hits with five strikeouts and no walks over 3.0 innings (0.67 WHIP, .182 AVG).
- Took part in Summer Camp and spent the campaign at the club's alternate training site.

Bold – career high; Red – league high

Year	Club & League	W-L	ERA	G	GS	CG	ShO	SV	IP	H	R	ER	HR	HB	BB	IBB	SO	WP	BK	AVG
2016	Grand Junction (PIO)	3-4	6.00	11	11	0	0	0	48.0	63	35	32	10	5	12	0	41	4	0	.320
2017	Asheville (SAL)	7-2	1.66	26	2	0	0	0	54.1	41	16	10	3	3	13	0	57	1	0	.208
2018	Lancaster (CAL)	4-2	3.80	43	0	0	0	1	45.0	47	36	19	7	1	34	0	58	1	0	.264
	Dunedin (FSL)	1-1	2.84	6	0	0	0	1	6.1	5	2	2	2	0	3	0	9	1	0	.227
2019	New Hampshire (EAS)	2-5	2.81	31	0	0	0	9	32.0	18	14	10	2	0	20	2	40	7	0	.164
	Buffalo (INT)	1-1	3.68	18	0	0	0	3	22.0	17	9	9	1	0	16	0	31	3	0	.207
Minor Totals		18-15	3.55	135	13	0	0	14	207.2	191	112	82	25	9	98	2	236	17	0	.243

TRANSACTIONS


- Selected by the Colorado Rockies in the 11th round of the 2016 First-Year Player Draft
- Traded to the Toronto Blue Jays on August 18, 2018 to complete a July 16, 2018 trade (RHP Seunghwan Oh for INF Chad Spanberger and OF Forrest Wall)

PROFESSIONAL CAREER:

MINORS:

- Went 3-4 in 11 starts for Rookie-level Grand Junction in 2016.
- Spent his entire 2017 campaign with Class-A Asheville.
- Made two starts and 24 relief appearances for the Tourists while boasting a 1.66 ERA and a 0.99 WHIP.
- Began his 2018 campaign with Advanced-A Lancaster where he went 4-2 and registered a 3.80 ERA.
- Traded to the Blue Jays in August to complete their **Seunghwan Oh** deal.
- Was assigned to Advanced-A Dunedin and allowed two runs in 6.1 innings for the D-Jays to close out the season.
- Started the 2019 season with Double-A New Hampshire.
- Posted a 2.81 ERA across 31 relief appearances for the Fisher Cats while holding opponents to a .164 batting average.
- Promoted to Triple-A Buffalo on July 14 and finished his campaign with a 3.68 ERA in 18 outings for the Bisons.
- Struck out six batters in 2.0 innings on Aug. 15 vs. Toledo, his most punch-outs in a game since he was a starter in 2016.





BECCHRIS

97
CATCHER

BIRTHDATE December 30, 1995
 OPENING DAY AGE 25
 BIRTHPLACE Miami, FL
 RESIDENCE Miami, FL
 TWITTER @ChrisBec03

BATS/THROWS R/R
 HEIGHT/WEIGHT 5-11/190
 CONTRACT STATUS signed thru 2021
 M.L. SERVICE 0.000
 OPTIONS USED 0 of 3

NON-ROSTER

PERSONAL:

- Christopher Bec.
- Attended Northwestern University as a freshman and Miami Dade College as a sophomore.
- Transferred from Miami-Dade to Maine for his junior season...As a senior in 2018, batted a team-high .315 with a .918 OPS while leading the club with 16 stolen bases...Tabbed as a unanimous America East First Team selection and a was named to the conference All-Tournament Team.

LAST SEASON:

- Did not play as the Minor League season was cancelled due to COVID-19 pandemic...Instead, trained at a facility near his home in Miami.
- Was one of five catchers to take part in Toronto's Fall Development League.

Bold - career high; Red - league high

Year	Club and League	AVG	G	AB	R	H	2B	3B	HR	RBI	BB	IBB	SO	SB	CS	OBP	SLG	OPS	SH	SF	HBP
2018	Vancouver (NWL)	.245	49	159	25	39	8	1	3	21	27	0	34	16	0	.351	.365	.716	0	4	1
2019	Dunedin (FSL)	.232	54	168	22	39	9	1	2	24	28	0	42	16	3	.343	.333	.676	1	1	1
Minor Totals		.239	103	327	47	78	17	2	5	45	55	0	76	32	3	.347	.349	.696	1	5	2

TRANSACTIONS

- Selected by the Toronto Blue Jays in the 5th round of the 2018 First-Year Player Draft

PROFESSIONAL CAREER:

MINORS:

- After his draft in 2018, joined Class-A (short) Vancouver for 49 games.
- Hit .245 for the Canadians while recording 12 extra-base hits and 21 RBI.
- Played all 54 of his games with the Advanced-A Dunedin Blue Jays.

**GRAND SLAMS HIT BY A TORONTO ROOKIE
- ALL-TIME**

Rick Bosetti	May 7, 1978 (Enrique Romo, Seattle Mariners)
Jesse Barfield	April 24, 1982 (Tom Burgmeier, Boston Red Sox)
Junior Felix	June 2, 1989 (Bob Stanley, Red Sox, INSIDE THE PARK)
Glenallen Hill	Sept. 1, 1989 (Mark Guthrie, Minnesota Twins)
Glenallen Hill	Aug. 14, 1990 (Adam Peterson, Chicago White Sox)
Gabe Gross	Sept. 5, 2004 (Justin Duchsherer, Oakland Athletics)
J.P. Arencibia	June 6, 2011 (Zach Britton, Baltimore Orioles)
Brett Lawrie	Aug. 8, 2011 (Craig Breslow, Oakland Athletics)
Devon Travis	May 3, 2015 (Trevor Bauer, Cleveland Indians)
Rowdy Tellez	April 23, 2019 (Tony Watson, San Francisco Giants)
Rowdy Tellez	June 12, 2019 (Miguel Castro, Baltimore Orioles)
Cavan Biggio	June 29, 2019 (Homer Bailey, Kansas City Royals)
Vladimir Guerrero Jr.	July 20, 2019 (Gregory Soto, Detroit Tigers)
Vladimir Guerrero Jr.	July 30, 2019 (Josh Staumont, Kansas City Royals)

BIOGRAPHIES

LAST SEASON

HISTORY

RECORDS

OPPONENTS

PLAYER DEV.

MEDIA & MISC.





BERGEN TRAVIS

64

PITCHER

BIRTHDATE October 8, 1993
 OPENING DAY AGE 27
 BIRTHPLACE McDonough, GA
 RESIDENCE Jonesboro, GA
 TWITTER NA

BATS/THROWS L/L
 HEIGHT/WEIGHT 6-1/213
 CONTRACT STATUS signed thru 2021
 M.L. SERVICE 1.055
 OPTIONS USED 0 of 3

PERSONAL:

- Travis Michael Bergen.
- Attended Kennesaw State University (GA)...Combined to go 16-9 with a 3.11 ERA (74 ER/214.2 IP) across three seasons for the Owls...Won two games in the Tallahassee Regional in 2014, earning Most Outstanding Player honours, and helping Kennesaw State reach super regionals in their first-ever tournament appearance.
- Has a wife, Elise, and a golden retriever, Tampa, named after the city in which they spent most of their time while Travis rehabbed from Tommy John Surgery in 2016.

LAST SEASON:

- Combined to go 1-0 with a save and a 3.24 ERA (3 ER/8.1 IP) in eight appearances with the Blue Jays (1G) and Diamondbacks (7G).
- Started the season at Toronto's alternate site and made one MLB appearance on Aug. 25 vs. BOS (1.2 IP).
- Traded to the Diamondbacks on Aug. 31 for **Robbie Ray** and cash considerations.
- Made his D-backs debut Sept. 3 at LAD (0.2 IP, 1BB).
- Earned his 1st career save on Sept. 10 vs. LAD (0.2 IP, 1K).

Bold – career high; Red – league high

Year	Club & League	W-L	ERA	G	GS	CG	ShO	SV	IP	H	R	ER	HR	HB	BB	IBB	SO	WP	BK	OBA
2015	Vancouver (NWL)	2-0	0.00	2	0	0	0	0	5.1	2	0	0	0	0	1	0	11	0	0	.111
2016	GCL Blue Jays (GCL)	0-0	0.00	3	0	0	0	0	3.0	1	0	0	0	0	0	0	4	0	0	.100
	Vancouver (NWL)	0-0	0.00	2	0	0	0	0	2.0	1	0	0	0	0	2	0	3	0	0	.143
2017	GCL Blue Jays (GCL)	0-1	3.00	6	6	0	0	0	9.0	7	4	3	2	1	3	0	8	0	0	.212
	Vancouver (NWL)	1-0	2.89	3	1	0	0	0	9.1	8	3	3	0	0	5	0	14	0	0	.222
2018	Dunedin (FSL)	0-1	1.71	16	0	0	0	1	21.0	16	4	4	0	1	6	0	31	2	0	.208
	New Hampshire (EAS)	4-1	0.50	27	0	0	0	7	35.2	26	8	2	2	3	9	0	43	1	0	.195
2019	San Jose (CAL)	0-0	0.00	2	0	0	0	0	1.2	2	0	0	0	0	1	0	3	0	0	.286
	Sacramento (PCL)	0-0	3.78	15	0	0	0	1	16.2	13	9	7	2	0	10	0	15	0	0	.206
	Buffalo (INT)	0-0	3.00	3	0	0	0	1	3.0	3	1	1	0	0	0	0	6	0	0	.250
	SAN FRANCISCO (NL)	2-0	5.49	21	0	0	0	0	19.2	18	12	4	1	9	2	18	1	1	1	.240
2020	TORONTO (AL)	0-0	0.00	1	0	0	0	0	1.2	1	0	0	0	0	1	0	3	0	0	.200
	ARIZONA (NL)	1-0	4.05	7	0	0	0	1	6.2	4	3	3	1	0	8	0	8	0	0	.182
	Minor Totals	7-3	1.69	79	7	0	0	10	106.2	79	29	20	6	5	37	0	138	3	0	.199
	MAJOR TOTALS	3-0	4.82	29	0	0	0	1	28.0	23	15	15	5	1	18	2	29	1	1	.225

TRANSACTIONS

- Selected by the Toronto Blue Jays in the 7th round of the 2015 First-Year Player Draft
- Selected by the San Francisco Giants in the Rule 5 Draft on December 13, 2018 (returned on August 21, 2019)
- On disabled list (left shoulder strain) from May 21-August 7, 2019
- Traded to the Arizona Diamondbacks in exchange for LHP Robbie Ray and cash considerations on August 31, 2021
- Traded to the Toronto Blue Jays in exchange for cash considerations on February 28, 2021

GAME HIGHS

ML Debut	March 29, 2019 at SD	ER Allowed	4 – April 17, 2019 at WAS
Innings Pitched:	None	HR Allowed	2 – April 17, 2019 at WAS
Starter	None	Low Hit CG	None
Reliever	2-0 – 4x, last: Sept. 25, 2020 vs. COL	Last Win	Sept. 4, 2020 at SF
Walks:	None	Last Save	Sept. 10, 2020 vs. LAD
Starter	None	Last CG	None
Reliever	2 – 3x, last: Sept. 13, 2020 vs. SEA	Last ShO	None
Strikeouts:	None	Last Start	None
Starter	None	Last Relief App.	Sept. 25, 2020 vs. COL
Reliever	5 – April 12, 2019 vs. COL	Longest Win Streak	3G – April 6, 2019-current
Hits Allowed	3 – 2x, last: May 10, 2019 vs. CIN	Longest Losing Streak	None
		Scoreless Innings Streak	6.2 – April 18-May 9, 2019



MILESTONES

Category	Date	Opponent	Notes
Win	1 April 6, 2019	Tampa Bay	0.1 IP, 0H, 0ER, 0BB, 0K
Save	1 Sept. 10, 2020	Los Angeles (NL)	0.2 IP, 0H, 0ER, 0BB, 1K

PROFESSIONAL CAREER:

MINORS:

- Made two scoreless appearances after the 2015 draft for Class-A (short) Vancouver but ended up on the DL from July 13 until the end of the season.
- Had Tommy John surgery and missed most of the 2016 season.
- Made a total of nine appearances in 2017, going 1-1 with a 2.95 ERA between Vancouver and Rookie-level Bluefield.
- Appeared in 16 games for Advanced-A Dunedin to start his 2018 campaign...Was named a Mid-Season All-Star as he kept a 1.71 ERA with 31 strikeouts in 21.0 innings for the D-Jays.
- Joined Double-A New Hampshire for 27 outings...Went 4-1 there and yielded just two earned runs across 35.2 innings for a 0.50 ERA.
- Put together a scoreless stretch of 22.0 innings from July 3-Aug. 29.
- Was selected by the San Francisco Giants in the Rule 5 Draft in December.

2019:

- Held left-handed hitters to a .192 (5-for-26) average, while righties batted .265 (13-for-49).
- 16 of his 21 outings were scoreless.
- Made his **MLB debut** on March 29 at SD and faced one hitter, inducing an **Ian Kinsler groundout** to end the 6th inning.
- Earned his 1st career win as he retired the only batter he faced (**Avisail García fly out**) on April 6, 2019 vs. TB.
- Placed on the 10-day injured list with a strained left shoulder on May 21...Transferred to the 60-day IL on July 18.
- Sent on rehab assignments with Advanced-A San Jose (2G) and Triple-A Sacramento (15G) from June 7-July 17...Activated on Aug. 8.
- Allowed four runs in 2.2 innings over three outings after his IL stint.
- Designated for assignment on Aug. 18 and returned to the Blue Jays on Aug. 21.
- Assigned to Triple-A Buffalo where he made three relief appearances to close out the season.





BICHETTE BO

11

INFIELDER

BIRTHDATE March 5, 1998
 OPENING DAY AGE 23
 BIRTHPLACE Orlando, FL
 RESIDENCE St. Petersburg, FL
 TWITTER NA

BATS/THROWS R/R
 HEIGHT/WEIGHT 6-0/185
 CONTRACT STATUS signed thru 2021
 M.L. SERVICE 1.063
 OPTIONS USED 0 of 3

PERSONAL:

- Bo Joseph Bichette.
- Son of four-time All-Star **Dante Bichette** who played for California, Milwaukee, Colorado, Cincinnati and Boston over 14 Major League seasons (1988-2001).
- Played on a Florida Travel Baseball team with teammate **Forrest Wall** and former teammate **Sean Reid-Foley** in 2013.
- Attended Lakewood HS in St. Petersburg, FL.
- Drafted 66th overall in 2016, two spots behind the Mets' selection of **Pete Alonso**.
- Heading into 2018, was ranked as the 8th overall MLB prospect by Baseball America, 14th by MLB, and 19th by Baseball Prospectus.
- Ranked as Toronto's 2nd-best prospect and the 8th overall prospect by Baseball America heading into 2019...Ranked 11th overall by MLB and 12th overall by Baseball Prospectus.

LAST SEASON:

- Has recorded 98 career hits, the most all-time by a Blue Jay in his first 75 career games (2nd: **Junior Felix** - 88)...His 27 doubles are tied for 6th most in MLB history in a player's first 75 games, his 44 extra-base hits are tied for 7th most, and his 32 multi-hit games are tied for 14th.
- Doubled twice on July 30 at WAS, becoming the 6th player in MLB history with 20+ doubles in his first 50 career games... Was also the 9th player with 31+ extra-base hits in his first 50 games.
- Hit his 1st home run of 2020 on Aug. 6 at ATL...Was his 12th career homer, reaching the dozen homer mark the fastest in team history (53 games).
- Connected for his 2nd home run on Aug. 9 at BOS, giving him an extra-base hit in four straight games.
- Hit Toronto's 1st home run at Sahlen Field in Buffalo, NY, on Aug. 11 vs. MIA...Homered in back-to-back games for the 1st time in 2020.
- Set a career high with five hits as he homered and singled four times on Aug. 12 vs. MIA...At 22 years old, became the youngest player in team history with a five-hit game, ahead of **Roy Howell** (23 in 1977), and the youngest to homer in three straight games...Also swiped two bases, becoming the only shortstop in the modern era with five hits, a home run and two stolen bases in the same game...The last MLB player to accomplish such a feat was **Andrew McCutchen** on May 14, 2010 at CHC (5H, 1HR, 2SB)...Became the 3rd player ever to record 80+ hits and 37+ XBH in his first 58 career games, joining **Joe DiMaggio** and **Roy Weatherly**, who both did so in 1936.
- Belted a three-run homer on Aug. 14 vs. TB, becoming the youngest player in team history to homer in four consecutive games...Became just the 3rd player ever to record 38+ XBH in his first 59 games (**Joe DiMaggio** - 46; **Cody Bellinger** - 38).
- Went seven consecutive games with an extra-base hit and an RBI from Aug. 6-14, the longest streak by a shortstop since 1920 - when RBI became an official stat.
- Placed on the injured list with a right knee sprain from Aug. 16-Sept. 11...Among AL hitters at the time of his injury, ranked 2nd in AVG (.361), 4th in OPS (1.063) and 5th in SLG (.672).
- Strung together a 10-game hitting streak around his IL stint from Aug. 5-Sept. 12 (17-for-40, 2-2B, 5 HR, 11 RBI), one shy of his career best (11G from July 29-Aug. 8, 2019).
- Recorded his 1st career triple on Sept. 20 at PHI...Also doubled giving him 42 career extra-base hits, tied for 5th most in MLB history by a player in his first 69 MLB games, behind **Joe DiMaggio** (50), **Ted Williams** (44), **José Abreu** (43) and **Bob Meusel** (43).
- Made his postseason debut in Game 1 of the ALWC on Sept. 29 at TB...Drove in Toronto's lone run with a sac fly in the 8th inning...Became the 2nd youngest player in franchise history to pick up a playoff RBI **Junior Felix** - 22 in Game 3 and Game 4 of the 1989 ALCS vs. OAK).

Bold - career high; Red - league high

Year	Club and League	AVG	G	AB	R	H	2B	3B	HR	RBI	BB	IBB	SO	SB	CS	OBP	SLG	OPS	SH	SF	HBP
2016	GCL Blue Jays (GCL)	.427	22	82	21	35	9	2	4	36	6	0	17	3	0	.451	.732	1.183	0	3	0
2017	Lansing (MID)	.384	70	284	60	109	32	3	10	51	28	0	55	12	3	.448	.623	1.071	0	0	5
	Dunedin (FSL)	.323	40	164	28	53	9	1	4	23	14	2	26	10	4	.379	.463	.842	0	2	2
2018	New Hampshire (EAS)	.286	131	539	95	154	43	7	11	74	48	1	101	32	11	.343	.453	.796	1	5	2
2019	Dunedin (FSL)	.545	4	11	4	6	2	0	0	1	5	0	3	1	0	.688	.727	1.415	0	0	0
	Buffalo (INT)	.275	56	222	34	61	16	2	8	32	19	0	48	15	5	.333	.473	.806	1	1	1
	TORONTO (AL)	.311	46	196	32	61	18	0	11	21	14	0	50	4	4	.358	.571	.929	0	1	1
2020	TORONTO (AL)	.301	29	123	18	37	9	1	5	23	5	1	27	4	1	.328	.512	.840	0	0	0
	Minor Totals	.321	323	1302	242	418	111	15	37	217	120	3	250	73	23	.380	.515	.894	2	11	10
	MAJOR TOTALS	.307	75	319	50	98	27	1	16	44	19	1	77	8	5	.347	.549	.896	0	1	1

WILD CARD RECORD

Year	Club and Opp.	AVG	G	AB	R	H	2B	3B	HR	RBI	BB	IBB	SO	SB	CS	OBP	SLG	OPS	SH	SF	HBP
2020	TOR vs. TB	.000	2	6	0	0	0	0	0	1	1	0	1	0	0	.125	.000	.125	0	1	0



HOME RUN BREAKDOWN

Total	H	A	ONE GAME		GS	LO	XN	IP	PH	RHP	LHP
			2	3	4						
16	6	10	2	0	0	0	2	1	0	0	11

TRANSACTIONS

- Selected by the Toronto Blue Jays in the 2nd round of the 2016 First-Year Player Draft
- On injured list (right knee sprain) from August 16-September 11, 2020

GAME HIGHS

ML Debut	July 29, 2019 at KC	Stolen Bases	2 – Aug. 12, 2020 vs. MIA
Runs	3 – 2x, last: Aug. 12, 2020 vs. MIA	Last ML Home Run	Aug. 14, 2020 vs. TB
Hits	5 – Aug. 12, 2020 vs. MIA	Longest Hitting Streak	11G – July 29-Aug. 8, 2019
Home Runs	2 – 2x, last: Sept. 5, 2019 at TB	Longest On-Base Streak	17G – July 29-Aug. 14, 2019
RBI	3 – 6x, last: Sept. 17, 2020 at NYY	Longest Hitless Streak	12AB – Sept. 5-8, 2019

MILESTONES

Category	Date	Opponent	Pitcher	Notes
Hit	1 July 29, 2019	at Kansas City	Keller	Single
Home Run	1 July 31, 2019	at Kansas City	Junis	1R
Multi-HR Game	1 Aug. 20, 2019	at Los Angeles (NL)	Kershaw, Kershaw	1R, 1R
	2 Sept. 5, 2019	at Tampa Bay	Pruitt, Drake	1R, 2R
Leadoff HR	1 Aug. 20, 2019	at Los Angeles (NL)	Kershaw	—
	2 Sept. 5, 2019	at Tampa Bay	Pruitt	—
Walk-off HR	1 Sept. 13, 2019	New York (AL)	Lyons	1R, 12th inning
Extra-Inning HR	1 Sept. 13, 2019	New York (AL)	Lyons	1R, 12th inning
RBI	1 July 31, 2019	at Kansas City	Junis	HR, 1R
Stolen Base	1 Aug. 6, 2019	at Tampa Bay	Roe	3rd base, part of DS
			C-d'Arnaud	

PROFESSIONAL CAREER:

MINORS:

- Began his pro career in 2016 with 22 games for the GCL Blue Jays...Batted .427 with a 1.183 OPS while driving in 36 runs en route to a Post-Season All-Star selection.
- Started the 2017 season with Class-A Lansing and slashed .384/.448/.623 over 70 contests.
- Was a Futures Game Selection and a Mid-Season All-Star.
- Jumped up to Advanced-A Dunedin in July of 2017 and played 40 games there to round out his season.
- Hit .323 (53-for-164) while with Dunedin, including 14 extra-base hits and 23 RBI.
- His honours at the end of 2017 included MiLB.com Organizational All-Star, Post-Season All-Star, MiLB.com Fans' Choice for Breakout Prospect, MiLB.com Staff Choice for Best Offensive Player, Baseball America Minor League All-Star, Baseball America Low Class-A All-Star, Midwest League MVP, and Midwest League Prospect of the Year.
- Played his entire 2018 campaign for Double-A New Hampshire.
- Was named an Eastern League Mid-Season All-Star and was a Futures Game Selection...Started at shortstop and went 1-for-3 to help the U.S. Futures to a 10-6 victory.
- Slashed .286/.343/.453 with 61 extra-base hits and 32 steals over 131 games.
- Ranked 1st in the Eastern League in hits (154), 1st in doubles (43), 1st in runs (95), 1st in total bases (244), T-1st in triples (7), 2nd in steals (32), T-5th in RBI (74) and 10th in batting average (.286).
- Batted .346 (9-for-26) in six playoff games, including a double, two RBI and three stolen bases as the Fisher Cats claimed the Eastern League Championship.
- At the end of the season, was named an Eastern League Post-Season All-Star and an MiLB.com Organizational All-Star.

TORONTO, HITS IN FIRST 75 CAREER GAMES - ALL-TIME

Rank	Player	Hits	HR
1	Bo Bichette	98	16
2	Junior Felix	88	8
3	Alex Rios	86	1
4	Brett Lawrie	79	12
5	Aaron Hill	78	3



2019:

- Set a team record with 61 hits in his first 46 career games (**Aaron Hill** - 58 in 2005)...His 11 home runs were also the most (**J.P. Arencibia** - 10 from 2010-2011).
- Became the 1st player in team history to start his career with a hitting streak of 11 games, ahead of **Jesse Barfield** (8G in 1981) and **Ryan Goins** (8G in 2013)...Was also the 3rd longest by a player 21 years old or younger to begin a career, behind **Rocco Baldelli** (13G in 2013) and **Eddie Murphy** (12G in 1912)...Hit .408 (20-for-29) with nine doubles and four homers over that 11-game stretch.
- Went 16-for-42 (.381) when leading off the 1st inning (5-2B, 2HR, 3BB)...His .381 AVG in such at-bats led the Majors (min. 40 PA) and was the 7th highest by a rookie dating back to 1974 (when leadoff stats were first recorded)...His 1.065 OPS in those plate appearances was 3rd highest that season and 3rd highest by a rookie all-time (*courtesy STATS*).
- The 17-game on-base streak to start his career was the longest in team history (**Aaron Hill** - 9G in 2005) and tied for the 2nd longest all-time to begin a career by a player 21 or younger (**Rocco Baldelli** - 24G in 2003; **Bill Russell** - 17G in 1969).
- His 29 extra-base in his first 43 games tied **Ryan Braun** (2007) for the 2nd most ever in a player's first 43 career games, trailing only **Joe DiMaggio** (31 in 1936).
- Had his contract selected from Triple-A Buffalo on July 29 and made his **MLB debut** that night at KC...**Singled** in his 1st at-bat, becoming the 33rd player in team history to pick up a hit in his 1st career AB.
- Hit his **1st home run** off of **Jakob Junis** on July 31 at KC, doing so at 21 years and 148 days old to become the youngest player in team history to homer from the leadoff spot...Also doubled and singled for his 1st **three-hit game**...Tied a team record with six hits in his first three career games (5th time).
- Connected for his **2nd home run** on Aug. 4 at BAL, batting ahead of **Cavan Biggio**, forming the 1st set of rookie back-to-back home runs in team history.
- On Aug. 5 at TB, **homered** again, doing so in back-to-back games for the 1st time in his career...Became the 2nd Blue Jay all-time to hit three home runs in his first eight career games, joining **Carlos Delgado** (1993).
- Singled and doubled on Aug. 6 at TB, becoming the 1st player in MLB history to record 10 extra-base hits in his first nine games (7-2B, 3-HR), surpassing **Alvin Davis** (9 in 1984), **Trevor Story** (9 in 2016) and **Pete Alonso** (9 in 2019).
- Recorded his **4th home run** on Aug. 8 vs. NYY...Became the 8th Blue Jay to homer in his Rogers Centre debut.
- Had a **double** in nine straight games from July 31-Aug. 8, surpassing **Derrek Lee** (8G in 2000) and **Yadier Molina** (8G in 2016) for the longest in Major League history.
- His nine-game extra-base hit streak from July 31-Aug. 8 (9-2B, 4-HR) was the longest by a rookie since **Ted Williams** in 1939 (4th rookie all-time to do so).
- Singled twice and doubled twice on Aug. 12 vs. TEX for his 1st career **four-hit game**...Gave him 15 extra-base hits, the most in a player's first 15 career games in MLB history.
- At 21 years and 168 days old on Aug. 20 at LAD, established himself nationally in Los Angeles with two home runs off of **Clayton Kershaw**...Became the youngest Blue Jay all-time to hit a **leadoff home run**...In the 6th inning, hit a **2nd homer** off of **Kershaw** (6th player to ever do so) for his 1st career multi-HR game.
- Finished a triple shy of the cycle on Aug. 24 at SEA and joined **Carlos Delgado** as the only Blue Jays to record eight home runs in their first 25 career games.
- Registered 39 hits in August, the most by a Toronto rookie in any calendar month (**Alex Rios**, **Reed Johnson**, **Steve Stiggs** - 34), and the most by any Blue Jays batter since **Melky Cabrera** had 40 in April of 2014.
- Recorded his 2nd **multi-HR** game on Sept. 5 at TB...Became the 4th Blue Jays rookie to hit two leadoff home runs in a season, joining **Rick Bosetti** (1978), **Reed Johnson** (2003) and **Devon Travis** (2015)...Hit 10 homers in his first 34 MLB games, the most by any Blue Jay (**Carlos Delgado** - 8; **Brett Lawrie** - 8)...His **leadoff home run** came on the 13th pitch, the first leadoff homer in a plate appearance of at least 13 pitches since **Dave Martinez** hit the 15th pitch out on June 23, 1989 at CHC...Marked the first Toronto homer on the 13th pitch or more since **Dave Berg** (13) on July 8, 2004 vs. SEA.
- Hit his 1st career **walk-off home run** in the 12th inning off **Tyler Lyons** on Sept. 13 vs. NYY, which was also his 1st career extra-inning home run...At 21 years, 192 days old, became the youngest Blue Jay ever to hit a walk-off homer, ahead of **Wille Canate** (.21.219 on July 18, 1993 vs. KC), and the youngest to hit an extra-inning blast, ahead of **Brett Lawrie** (21.230 on Sept. 5, 2001 vs. NYY)...Also singled, doubled and drew a walk as part of a 3-for-5 night...Gave him 28 extra-base hits, the 3rd most all-time by a batter in his first 41 career games, trailing only **Joe DiMaggio** (30 in 1936) and **Ryan Braun** (29 in 2007).
- Was **hit by a pitch** on Sept. 19 vs. BAL and missed the remainder of the season due to concussion symptoms.





BIGGIO CAVAN

8

INFIELDER

BIRTHDATE April 11, 1995
OPENING DAY AGE 25
BIRTHPLACE Houston, TX
RESIDENCE Houston, TX
TWITTER @dojnitBiggio23

BATS/THROWS L/R
HEIGHT/WEIGHT 6-2/198
CONTRACT STATUS signed thru 2021
M.L. SERVICE 1.129
OPTIONS USED 0 of 3

PERSONAL:

- Cavan Thomas Biggio.
- Son of seven-time All-Star, five-time Silver Slugger, four-time Gold Glove Award winner and Hall of Famer **Craig Biggio**, who played his entire 20-year career with the Houston Astros.
- Attended St. Thomas High School in Houston, TX, and was selected by the Phillies in the 29th round of the 2013 draft but did not sign.
- Went on to play for the University of Notre Dame...Batted .246 in his freshman year, .258 as a sophomore, and .311 in his junior year.
- Ranked by Baseball America as Toronto's 9th-best prospect heading into the 2019 season (10th by MLB).
- Participated in the 2020 Blue Jays Winter Tour in Calgary, AB.

LAST SEASON:

- Tied for 3rd in the Majors with 265 plate appearances and finished T-4th in runs scored (41) as he played in all but one of Toronto's 60 games.
- Drew 41 walks, tied for 2nd most in the AL...His walk rate of 6.46 PA/BB ranked 4th.
- His .390 OBP when batting 1st was the 2nd highest in the AL (**DJ LeMahieu** - .423)...His .375 OBP for the season ranked 9th among AL batters.
- Registered a 15.6 chase percentage, the lowest among all qualified hitters (2nd: **Mike Trout** - 16.4%)...His 63.8% pitches taken marked the 4th highest rate in MLB.
- Led the team with 16 doubles, tied for 3rd most in the AL and tied for 6th most in the Majors.
- Played 2B (37G), 3B (10G), LF (1G), CF (3G) and RF (11G).
- Went 6-for-6 swiping bases and is now 20-for-20 in stolen base attempts for his career, the most successful consecutive attempts to begin a career in club history (**Shannon Stewart** - 10), and tied for 6th most in MLB history.
- Hit a **three-run homer** on Opening Night, July 24 at TB...Was Toronto's first Opening Day home run since **Kevin Pillar** on March 28, 2018 vs. NYY.
- Put together a 32-game on-base streak from Aug. 23, 2019-July 26, 2020...Recorded seven doubles, two triples, eight homers, 23 RBI and 26BB/43K for a .444 OBP and a 1.036 OPS over the stretch...Was the longest active streak in the Majors, the 10th longest in team history, and the longest by a Blue Jay since **Jose Bautista's** 33-game streak in 2016.
- Connected for his **2nd home run** to end a 0-for-15 drought on July 30 at WAS.
- Hit his **1st career leadoff** home run on Aug. 7 at BOS.
- Notched his 4th home run of the season and the **20th of his career** on Aug. 9 at BOS.
- Clubbed his **5th home run** on Aug. 14 vs. TB, his 3rd in six games.
- On Aug. 17 at BAL, went 3-for-5 with three RBI and his **6th homer** in a 7-2 Blue Jays win...He and **Randal Grichuk** became the 7th duo since 1920 (when RBI became a stat) to bat in the top two spots of the order and drive in all 7+ runs for a team.
- Drove in a run in the 10th inning on Aug. 21 at TB with a leadoff double for his 1st career **extra-inning hit** and RBI...Finished 3-for-3 with a walk to reach base four times.
- Recorded a 22-game on-base streak from Aug. 7-30, the longest active streak in MLB at the time and tied for 2nd longest in the AL in 2020 (**Alex Bregman** - 25; **José Abreu** - 22)...Went 26-for-81 (.321) with seven doubles, four homers, 14 RBI and 18 walks for a .461 OBP and 1.016 OPS during that span.
- On Sept. 12 vs. NYM, reached the **100-walk** milestone in what was his 145th career game, the fastest in team history (**Fred McGriff** - 182G)...Became the 9th player in MLB history to reach 100 career walks in 145 or fewer games.
- Scored his **100th career run** on Sept. 21 vs. NYY...Reached 100 runs the fastest in team history (154 games), ahead of **Eric Hinske** (159 games)...Became the 5th AL player all-time to reach 100 runs and 100 walks in his first 154 games...Became the 2nd player ever with 100 runs, 100 walks and 20 stolen bases in such a span, joining **Jim Gilliam** (150 games with Brooklyn in 1953).
- Hit his **7th home run** on Sept. 22 vs. NYY, ending a career-long 34-game homerless drought.
- **Homered** in the 6th inning on Sept. 26 vs. BAL, giving him an extra-base hit in four straight games for the 1st time in his career.
- Made his postseason debut in Game 1 of the ALWC on Sept. 29 at TB...**Doubled** in the 8th inning for his 1st career playoff hit...Became the 9th Blue Jay all-time to pick up an extra-base hit in his 1st postseason game.

BIOGRAPHIES

LAST SEASON

HISTORY

RECORDS

OPPONENTS

PLAYER DEV.

MEDIA & MISC.



Bold – career high; Red – league high

Year	Club and League	AVG	G	AB	R	H	2B	3B	HR	RBI	BB	IBB	SO	SB	CS	OBP	SLG	OPS	SH	SF	HBP
2016	Vancouver (NWL)	.282	53	202	24	57	11	3	0	21	29	0	28	9	3	.382	.366	.748	0	2	5
	Lansing (MID)	.222	9	36	3	8	1	0	0	5	4	0	7	2	0	.310	.250	.560	0	1	1
2017	Dunedin (FSL)	.233	127	463	75	108	17	5	11	60	74	3	140	11	7	.342	.363	.705	6	7	6
2018	New Hampshire (EAS)	.252	132	449	80	113	23	5	26	99	100	4	148	20	8	.388	.499	.887	1	8	5
2019	Buffalo (INT)	.312	43	138	23	43	8	1	6	27	34	0	28	5	1	.448	.514	.962	0	1	1
	TORONTO (AL)	.234	100	354	66	83	17	2	16	48	71	0	123	14	0	.364	.429	.793	0	2	2
2020	TORONTO (AL)	.250	59	220	41	55	16	0	8	28	41	0	61	6	0	.375	.432	.807	0	0	3
Minor Totals		.255	364	1288	205	329	60	14	43	212	241	7	351	47	19	.375	.424	.799	7	19	18
MAJOR TOTALS		.240	159	574	107	138	33	2	24	76	112	0	184	20	0	.368	.430	.798	0	2	5

WILD CARD RECORD

Year	Club and Opp.	AVG	G	AB	R	H	2B	3B	HR	RBI	BB	IBB	SO	SB	CS	OBP	SLG	OPS	SH	SF	HBP
2020	TOR vs. TB	.125	2	8	0	1	1	0	0	0	0	0	6	0	0	.125	.250	.375	0	0	0

HOME RUN BREAKDOWN

Total	ONE GAME												
	H	A	2	3	4	GS	LO	XN	IP	PH	RHP	LHP	
24	12	12	2	0	0	1	1	0	0	0	0	20	4

TRANSACTIONS

- Selected by the Toronto Blue Jays in the 5th round of the 2016 First-Year Player Draft

GAME HIGHS

ML Debut	May 24, 2019 vs. SD	Stolen Bases	2 – Sept. 17, 2019 at BAL
Runs	3 – 5x, last: Sept. 23, 2020 vs. NYY	Last ML Home Run	Sept. 26, 2020 vs. BAL
Hits	4 – Sept. 17, 2019 at BAL	Longest Hitting Streak	7G – Sept. 17-23, 2019
Home Runs	2 – 2x, last: June 17, 2019 vs. LAA	Longest On-Base Streak	32G – Aug. 23, 2019–July 26, 2020
RBI	4 – 3x, last: Sept. 17, 2019 at BAL	Longest Hitless Streak	17AB – July 19-26, 2019

MILESTONES

Category	Date	Opponent	Pitcher	Notes
Hit	1 May 26, 2019	San Diego	Erlin	Single
Home Run	1 May 26, 2019	San Diego	Wisler	1R
Multi-HR Game	1 June 13, 2019	at Baltimore	Ynoa, Lucas	1R, 1R
	2 June 17, 2019	Los Angeles (AL)	García, Peña	1R, 2R
Grand Siam HR	1 June 29, 2019	Kansas City	Bailey	5th inning
Leadoff HR	1 Aug. 7, 2020	at Boston	Weber	—
RBI	1 May 26, 2019	San Diego	Wisler	1R, HR
Stolen Base	1 June 1, 2019	at Colorado	Gray	2nd base
			C-Wolters	

PROFESSIONAL CAREER:**MINORS:**

- Kicked off his pro career in 2016 with the Class-A (short) Vancouver Canadians...Hit .282 with 14 extra-base hits and 21 RBI there...Was named a Mid-Season All-Star.
- Was promoted to Class-A Lansing for nine games to round out his 2016 campaign...Batted .222 with a double and four RBI for the Lugnuts.
- Played his entire 2017 season for Advanced-A Dunedin.
- Led the Florida State League with 75 runs and 74 walks while ranking T-8th in RBI (60).
- Hit his 1st professional home run on April 28 at Fort Myers.
- Was named a Florida State League Mid-Season All-Star.
- Spent all of 2018 with Double-A New Hampshire.
- Led the Eastern League in home runs (26), walks (100), slugging percentage (.499) and OPS (.887)...Ranked 2nd in RBI (99), 3rd in OBP (.388), 4th in total bases (244), T-8th in triples (5) and T-10th in stolen bases (20).
- Was named a Mid-Season All-Star for the third straight year.
- In the playoffs, went 6-for-20 (.300) with a double, a home run, six walks (.462 OBP) and nine RBI across six games to help the Fisher Cats to an Eastern League Championship.
- At season's end, claimed Eastern League Most Valuable Player and Eastern League Rookie of the Year...Was also named an MLB.com Organizational All-Star and a Post-Season All-Star.
- Played for the Surprise Saguaros in the Arizona Fall League and was named one of the 2018 Rising Stars as he slashed .262/.400/.415 with four doubles, two homers and 10 RBI over 19 games.



2019:

- Finished 5th in AL Rookie of the Year voting.
- Ended the season on a [29-game](#) on-base streak, the longest by a Blue Jay in 2019 and the longest ever by a Toronto rookie (**Russ Adams** - 27G in 2005)...Had seven doubles, two triples, six home runs, 17 RBI and 25BB/34K for a .446 OBP over that stretch...Marks the longest on-base streak by a Blue Jay since **Jose Bautista's** 33-game stretch in 2016.
- His walk rate of 6.06 PA/BB was 4th highest in MLB (min. 400PA).
- Posted a .364 on-base percentage, the highest among AL rookies and the 3rd highest ever by a Toronto rookie (**Eric Hinske** - .365 in 2002; **John Olerud** - .364 in 1990).
- Recorded 71 walks through his first 100 career games, the most ever by a Blue Jay.
- Became the 5th player in MLB history with at least 16 home runs, 71 walks and 14 stolen bases in a rookie campaign (last: **Scott Rolen** in 1997).
- Did not ground into any double plays in 68 opportunities, the 2nd most without doing so among all MLB hitters.
- Had his contract selected from Triple-A Buffalo on May 24 and made his **MLB debut** that night vs. SD (0-for-3, 2K)...Along with **Vladimir Guerrero Jr.**, became the 1st sons of baseball Hall of Famers to play on the same team.
- Collected his [1st MLB hit](#) on May 26 vs. SD as he singled in the 2nd inning...Then hit his [1st career home run](#) in the 4th, a solo blast into the 4th deck off of **Matt Wisler**...Added a single in the 5th inning, becoming the 10th player in Blue Jays history to record a three-hit game within his first three MLB contests (last: **Rowdy Tellez** - Sept. 6, 2018 vs. CLE).
- On June 13 at BAL, became the 5th player in Blue Jays history to have a [multi-HR game](#) within his first 15 career contests, joining **Doug Ault**, **Carlos Delgado**, **J.P. Arencibia** (2x) and **Vladimir Guerrero Jr.**
- Recorded his [2nd multi-HR game](#) on June 17 vs. LAA, joining **J.P. Arencibia** (Aug. 7, 2010 vs. TB and April 1, 2011 vs. MIN) as the only batters in team history with two multi-HR games within their first 19 career games.
- Notched his [1st career grand slam](#) on June 29 vs. KC...Was the 3rd go-ahead grand slam by a Blue Jays rookie all-time (**Glenallen Hill** - Sept. 1, 1989 vs. MIN; **Brett Lawrie** - Aug. 10, 2011 vs. OAK)...Set a career high with his four-RBI day.
- Went 3-for-4 with four RBI on July 1 vs. KC, joining **Junior Felix** (1989) as the only players in team history to record two 4+ RBI efforts within their first 32 career games.
- Became the 4th player since 1920 with 6+ HR, 5+ SB and 25+ BB in his first 35 MLB games (**Barry Bonds** - 1986; **Chris Dickerson** - 2009; **Kris Bryant** - 2015).
- Reached 50 hits and 50 walks in 74 games, the fastest in team history (**Fred McGriff** - 92G in 1986-1987).
- On Aug. 4 at BAL, followed **Bo Bichette's** home run with his [9th blast](#) of the season...Marked the 1st time in franchise history that two rookies hit consecutive homers.
- Hit the [10th home run](#) of his career and his 1st off of a left-handed pitcher (**Ryan Yarbrough**) on Aug. 6 at TB.
- Homered in back-to-back games for the 1st time on Aug. 30-31 vs. HOU.
- Collected his [13th home run](#) of the season and his 8th at home on Sept. 10 vs. BOS.
- On Sept. 17 at BAL, joined **Kelly Gruber** (April 16, 1989 vs. KC) and **Jeff Frye** (Aug. 17, 2001 vs. TEX) as the only Blue Jays to [hit for the cycle](#)...Was his 1st career four-hit game and his 1st three-XBH game...He and his dad, **Craig** (2002), became the 2nd father/son duo to ever record cycles, joining **Gary** and **Daryle Ward**...Also stole two bases in a game for the 1st time...Donated his batting gloves from the game to the National Baseball Hall of Fame.
- Became the 9th Toronto rookie to ever reach the [15-HR mark](#) when he accomplished the feat on Sept. 19 at BAL...Was his 5th homer against the Orioles, his most vs. any team.
- Hit his [16th home run](#) of the season and his 3rd vs. a left-handed pitcher on Sept. 23 vs. BAL.
- Became the 1st player in team history to [bunt for a double](#) when he beat the shift, pushing a ball over the head of a charging third baseman (**Joey Wendle**) on Sept. 27 vs. TB.
- Played in each of the Bisons' 43 games before his callup, batting .312 (43-for-138) with 15 extra-base hits, 27 RBI and a 34BB/28K ratio.

HITTING FOR THE CYCLE**FOR TORONTO:**

PLAYER	OPP	DATE & SITE
Kelly Gruber	vs. KC	April 16, 1989 Exhibition Stadium
Jeff Frye	vs. TEX	August 17, 2001 SkyDome
Cavan Biggio	at BAL	September 17, 2019 Camden Yards

FOR OPPONENTS:

PLAYER	OPP	DATE & SITE
Mike Cubbage	vs. MIN	July 27, 1978 Metropolitan Stadium
Rich Gedman	vs. BOS	September 18, 1985 Fenway Park
George Brett	vs. KC	July 25, 1990 SkyDome
Rajai Davis	vs. CLE	July 2, 2016 Rogers Centre

What Gruber Did: Went 4-4 with a career-high six RBI...Homered in the 1st inning against Floyd Bannister and had a two-run double in the 2nd, also against Bannister...In the 7th inning, he notched a two-run triple versus Tom Gordon...In the 9th, Gruber had an RBI single off Jerry Don Gleaton to complete the cycle.

What Frye Did: Went 4-4 with three RBI to tie his career-high...Tripled in the 2nd inning off of Darren Oliver and then doubled in the 5th, again off Oliver...In the 6th, hit a two-run home run off Pat Mahomes...In the 7th inning facing Kevin Foster, Frye hit an RBI single to right-center field to complete the cycle...Became just the second ninth-hitter to hit for the cycle since 1978 as the last was Charlie Moore for Milwaukee at California on October 1, 1980.

What Biggio Did: Went 4-for-5 with three runs and two stolen bases...Homered in the 3rd inning off Chandler Shepherd...Singled to lead off the 6th inning and doubled off of Shawn Armstrong in the 8th...Drove in the go-ahead run and he knocked a two-run triple to wall on a Michael Givens offering...He and his dad, Craig (2002), became the 2nd father-son duo to ever record cycles, joining Gary and Daryle Ward.





BORUCKI RYAN

56

PITCHER

BIRTHDATE March 31, 1994
 OPENING DAY AGE 27
 BIRTHPLACE Highland Park, IL
 RESIDENCE Mundelein, IL
 TWITTER @ryan_borucki

BATS/THROWS L/L
 HEIGHT/WEIGHT 6-4/210
 CONTRACT STATUS signed thru 2021
 M.L. SERVICE 2.088
 OPTIONS USED 2 of 3

PERSONAL:

- Ryan Joseph Borucki.
- Attended Mundelein High School in his hometown of Mundelein, Illinois.
- Ranked 12th on Major League Baseball's Top 30 Blue Jays prospects list and ranked as Toronto's 10th-best prospect by Baseball America entering 2018.
- Participated in the 2019 Blue Jays Winter Tour.
- Wears number 56 as a tribute to five-time All-Star **Mark Buehrle**, his favourite player growing up.

LAST SEASON:

- Recorded 21 strikeouts over 16.2 innings for an 11.34 SO/9.
- Surrendered just one home run over 21 appearances.
- His .125 AVG vs. left-handed hitters was 6th best in the AL (min. 30BF).
- Made his season debut on July 27 at WAS, his first MLB outing in exactly a year...Appeared out of the bullpen for the 1st time in his career and earned the win with 1.1 innings of relief (1H, 1BB, 2K)...Was his first win since Sept. 17, 2018 at BAL.
- Made his postseason debut in Game 1 of the ALWC on Sept. 29 at TB and retired both batters faced (1K).

Bold – career high; Red – league high

Year	Club & League	W-L	ERA	G	GS	CG	ShO	SV	IP	H	R	ER	HR	HB	BB	IBB	SO	WP	BK	AVG
2012	GCL Blue Jays (GCL)	1-0	3.00	4	0	0	0	0	6.0	4	2	2	1	0	0	0	10	0	0	.182
2014	Bluefield (APP)	2-1	2.70	8	6	0	0	0	33.1	26	11	10	2	1	6	0	30	2	0	.211
	Vancouver (NOR)	1-1	1.90	5	4	0	0	1	23.2	13	8	5	1	1	3	0	22	1	0	.159
2015	GCL Blue Jays (GCL)	0-0	0.00	1	0	0	0	0	1.0	1	0	0	0	0	0	0	1	0	0	.250
	Vancouver (NWL)	0-1	3.86	2	2	0	0	0	4.2	6	2	2	0	0	3	0	6	0	0	.300
2016	Lansing (MID)	10-4	2.41	20	20	1	0	0	115.2	105	36	31	1	5	26	0	107	9	2	.247
	Dunedin (FSL)	1-4	14.40	6	6	0	0	0	20.0	40	33	32	10	0	12	0	10	0	0	.421
2017	Dunedin (FSL)	6-5	3.58	19	18	0	0	0	98.0	95	49	39	5	7	27	0	109	7	2	.255
	New Hampshire (EAS)	2-3	1.94	7	7	0	0	0	46.1	31	11	10	2	4	8	1	42	1	0	.187
	Buffalo (INT)	0-0	0.00	1	1	0	0	0	6.0	6	0	0	0	0	1	0	6	0	0	.273
2018	Buffalo (INT)	6-5	3.27	13	13	1	1	0	77.0	62	29	28	6	3	28	0	58	0	0	.221
	TORONTO (AL)	4-6	3.87	17	17	0	0	0	97.2	96	48	42	7	2	33	3	67	2	0	.256
2019	GCL Blue Jays (GCL)	0-0	0.00	1	1	0	0	0	3.0	0	0	0	0	0	0	0	6	0	0	.000
	Dunedin (FSL)	0-0	0.00	1	1	0	0	0	4.0	1	0	0	0	0	0	0	4	0	0	.083
	Buffalo (INT)	1-0	4.91	2	2	0	0	0	11.0	11	7	6	4	0	3	0	9	1	0	.262
	TORONTO (AL)	0-1	10.80	2	2	0	0	0	6.2	15	10	8	2	0	6	0	6	0	0	.441
2020	TORONTO (AL)	1-1	2.70	21	0	0	0	0	16.2	12	5	5	1	0	12	1	21	0	0	.200
Minor Totals		30-24	3.30	90	81	2	1	1	449.2	401	188	165	32	21	117	1	420	21	4	.239
MAJOR TOTALS		5-8	4.09	40	19	0	0	0	121.0	123	63	55	10	2	51	4	94	2	0	.262

WILD CARD RECORD

Year	Club and Opp.	W-L	ERA	G	GS	CG	ShO	SV	IP	H	R	ER	HR	HB	BB	IBB	SO	WP	BK	AVG
2020	TOR vs. TB	0-0	0.00	1	0	0	0	0	0.2	0	0	0	0	0	0	0	1	0	0	.000

TRANSACTIONS

- Selected by the Toronto Blue Jays in the 15th round of the 2012 First-Year Player Draft

GAME HIGHS

ML Debut	June 26, 2018 vs. HOU	ER Allowed	6 – 2x, last: July 27, 2019 vs. TB
Innings Pitched:		HR Allowed	2 – 3x, last: July 27, 2019 vs. TB
Starter	8.0 – 2x, last: Sept. 17, 2018 at BAL	Low Hit CG	None
Reliever	1.1 – 2x, last: Aug. 19, 2020 at BAL	Last Win	July 27, 2020 at WAS
Walks:		Last Save	None
Starter	4 – 5x, last: July 22, 2019 vs. CLE	Last CG	None
Reliever	2 – 2x, last: Aug. 21, 2020 at TB	Last ShO	None
Strikeouts:		Last Start	July 27, 2019 vs. TB
Starter	8 – July 2, 2018 vs. DET	Last Relief App.	Sept. 25, 2020 vs. BAL
Reliever	3 – Aug. 9, 2020 at BOS	Longest Win Streak	2G – Aug. 3-9, 2018
Hits Allowed	9 – Aug. 9, 2018 vs. BOS	Longest Losing Streak	3G – Sept. 23, 2018-July 22, 2019 vs. CLE
		Scoreless Innings Streak	11.0 – Sept. 17-23, 2018



MILESTONES

Category	Date	Opponent	Notes
Start	1 June 26, 2018	at Houston	L - 6.0 IP, 6H, 2ER, 4BB, 3K
Win	1 Aug. 3, 2018	at Seattle	8.0 IP, 4H, 1ER, 2K

PROFESSIONAL CAREER:

MINORS:

- Selected by the Blue Jays in the 15th round of the 2012 First-Year Player Draft and was assigned to the Rookie-level Gulf Coast League Blue Jays.
- Pitched six innings in the GCL in 2012, posting a 1–0 record and a 3.00 ERA before undergoing Tommy John surgery, which caused him to miss the entire 2013 season.
- In 2014, pitched for the Rookie-level Bluefield Blue Jays and the Low-A Vancouver Canadians...Posted a combined record of 3-2 with a 2.37 ERA and 52 strikeouts in 57 innings pitched.
- Made only three appearances in the 2015 season due to injury (bone spurs in left elbow), posting an 0–1 record, a 3.18 ERA and seven strikeouts.
- Assigned to Advanced-A Dunedin to open the 2016 Minor League season...Struggled with Dunedin, posting a 14.40 ERA through six starts before being assigned to the Class-A Lansing Lugnuts...With the Lugnuts, made 20 starts and recorded a 10-4 record, a 2.41 ERA and 107 strikeouts.
- Was added to Toronto's 40-man roster after the 2016 season to protect him from the Rule 5 Draft.
- Assigned to the Advanced-A Dunedin Blue Jays for the start of the 2017 season.
- Pitched in 19 games (18 starts) for Dunedin, going 6-5 with a 3.58 ERA and 109 strikeouts over 98.0 innings.
- Was promoted to Double-A New Hampshire on July 20, 2017.
- Made his Double-A debut on July 23 at Trenton, throwing seven scoreless innings while allowing just two hits (2BB, 4K).
- After seven starts with the Fisher Cats (2-3, 1.94 ERA) was promoted to Triple-A Buffalo on Aug. 29, 2017.
- Made one start for the Bisons, taking the mound on Aug. 31 vs. Pawtucket, striking out six batters over six scoreless innings while allowing six hits and one walk.
- At the end of the 2017 campaign, was named an Organizational All-Star by MiLB.com.

2018:

- Made 11 starts of at least 6.0 innings while giving up two-or-fewer runs...Had 11 quality starts to lead all AL rookies and tie **Marco Estrada** for the most on the team...Had the most quality starts in a season by a Blue Jays rookie since **Marcus Stroman** had 14 in 2014.
- His 3.87 ERA ranked 6th best all-time by a Blue Jays rookie (min. 12 starts).
- Finished the season with a 2.64 ERA (13 ER/33.1 IP) at home and a 4.89 ERA (29 ER/53.1 IP) on the road.
- Went 6-5 with a 3.27 ERA over 13 starts for Triple-A Buffalo.
- Made four starts of 7.0 innings for the Bisons (including each of his last two outings) and allowed runs in just one of those games.
- Earned his 1st Triple-A win on April 25 at Durham (6.0 IP, 5H, 1ER, 3BB, 5K).
- Earned the win in his last start for the Bisons, throwing 7.0 scoreless innings for a complete game shutout in Game 1 of a doubleheader on June 19 at Pawtucket (3H, 1BB, 4K).
- Made his **MLB debut** on June 26 vs. HOU...Became the 44th player in club history to make his MLB debut as a starting pitcher (last: **Chris Rowley** on Aug. 12, 2017 vs. PIT)...Allowed two runs on six hits over 6.0 IP (4BB, 3K)...It was the 15th quality start by a Jays pitcher in an MLB debut and the first since **Zach Stewart** in 2011.
- Gave up a run on four singles in the 1st inning and then retired the next 13 batters he faced on July 2 vs. DET...Recorded **eight strikeouts** without a walk...The eight K's tied **Roy Halladay** (Sept. 27, 1998 vs. DET) for the most by a Blue Jay in his MLB home debut...Joined Halladay (Sept. 27, 1998 vs. DET) as the only pitchers in team history with an 8-SO and 0-BB performance within their first two MLB games.
- Allowed one run over 7.0 innings (1BB, 5K) on July 8 vs. NYY...Joined **Ricky Romero** (2009) as the only pitchers in team history to throw 6+ innings while allowing 2ER-or-less in each of his first three MLB starts...Had 16 strikeouts through his first three MLB starts, tying **Marc Zepczynski** (2009) for 2nd most by a Blue Jays pitcher in his first three MLB games (**Jerry Garvin** - 18 in 1977).
- Received a no-decision on July 13 vs. BOS as he allowed a career-high seven runs (8H, 4ER, 4BB, 5K).
- Was optioned to Triple-A Buffalo on July 14 and recalled on July 24.
- Took the loss on July 24 vs. MIN when he allowed two runs (both unearned) on six hits over 6.0 innings, making it the 1st OER outing of his career...Did not walk a batter for the 2nd time.
- On July 29 at CWS, an hour from his hometown of Mundelein, had over 200 family and friends on hand as he tossed 6.0 innings and allowed just two unearned runs.
- Earned his 1st win on Aug. 3 at SEA after recording a career-long 8.0 IP and gave up just one unearned run on four hits (2K, 0BB)...Held a 2.30 ERA (11 ER/43.0 IP) through seven starts, the best all-time among Blue Jays starters in his first seven MLB games (**Gustavo Chacin** - 2.51, **Juan Guzman** - 2.75)...Had 30 strikeouts through his first seven starts, tied for 5th most in team history...Had one-or-fewer runs of support in five of his first seven starts.
- Earned his 2nd win on Aug. 9 vs. BOS while giving up four runs and allowing a career-high nine hits over 5.0 innings (3BB, 2K)...Had his homerless streak come to an end at 47.1 innings, tied for the 3rd longest all-time by a Blue Jay to start their career...Six of his first eight starts were quality starts.
- Tossed his shortest outing of the year on Aug. 19 at NYY, lasting 0.2 IP while giving up six ER, including his 1st grand slam...Was the shortest non-injury shortened start by a Blue Jays pitcher since **Francisco Liriano** on April 7, 2017 at TB (0.1 IP).
- Made his 1st interleague start on Aug. 24 vs. PHI and earned his 3rd win while allowing 2ER over 6.1IP (7H, 1BB, 5K).
- Earned his 4th win on Sept. 17 at BAL after tossing **8.0 shutout innings** (1BB, 7K)...Tied his career-long outing (Aug. 3 at SEA)...Tied his personal best by allowing just three hits.
- Allowed three-or-less hits in four straight starts from Sept. 4-23 to tie a Blue Jays record (**Juan Guzman** in 1991, **Roger Clemens** in 1998, **Marco Estrada** in 2015).
- Made his 17th and final start on Sept. 29 at TB...Allowed four runs on seven hits over 6.2 IP (3BB, 3K).
- Posted a September ERA of 2.65 (10 ER/34.0 IP) with an OBA of .165, 4th best among AL starters.

TORONTO, MOST CONSECUTIVE STARTS WITH THREE-OR-LESS HITS


Ryan Borucki	4	09/04/18-09/23/18
Marco Estrada	4	07/30/15-08/15/15
Roger Clemens	4	08/20/98-09/05/98
Juan Guzman	4	06/22/91-07/07/91
Nine Players	3	12 Times



2019:

- Was limited to two starts due to a pair of lengthy stints on the injured list.
- Made five Spring Training starts, going 2-1 with a 3.24 ERA (6 ER/16.2 IP) and a .254 OBA, but then missed Toronto's first 101 regular season games due to left elbow inflammation.
- Posted a 3.00 ERA (6 ER/18.0 IP) over four rehab starts across three levels: one for the GCL club, one for Advanced-A Dunedin and two for Triple-A Buffalo.
- Came off the 60-day IL to make his season debut on July 22 vs. CLE...Lasted 4.2 innings, allowing 4R/2ER on seven hits (4BB, 3K) while throwing 94 pitches (47 strikes)...Gave him 12 starts of 2ER-or-less, the most by any Blue Jay all-time in his first 18 career games (**Juan Guzman** - 11, **Gustavo Chacin** - 11)...Became the 10th player in team history to reach 100+ IP within his first 18 MLB contests, and the first to do so since **Henderson Alvarez** in 2011-2012...Was also one of 11 Toronto pitchers to reach the 70-SO mark in that time frame.
- Made his 2nd and final start of the season on July 27 vs. TB...Allowed six earned runs to tie a career high over just 2.0 innings of work (8H, 2HR, 2BB, 3K).
- Landed on the IL for the 2nd time on July 28 with left elbow inflammation and remained there for the rest of the season.
- Underwent surgery to remove a spur in his left elbow on Aug. 8 with Dr. James Andrews.





CASTRO ANTHONY

63
PITCHER

BIRTHDATE April 13, 1995
 OPENING DAY AGE 25
 BIRTHPLACE Caracas, Venezuela
 RESIDENCE Miranda, Venezuela
 TWITTER @NA

BATS/THROWS R/R
 HEIGHT/WEIGHT 6-2/185
 CONTRACT STATUS signed thru 2021
 M.L. SERVICE 0.033
 OPTIONS USED 1 of 3

NON-ROSTER

PERSONAL:

- Anthony Silfredo Castro.
- Resides in Miranda, Venezuela, during the offseason with his wife, Maria Ortiz.
- Signed with the Detroit Tigers as an international free agent at the age of 16 on July 18, 2011.
- Favourite players growing up were six-time All-Star **Félix Hernández** and Hall of Famer **Pedro Martínez**.

LAST SEASON:

- Recalled by the Tigers on July 27 and made his **MLB debut** vs. KC...Pitched one inning of relief, allowing two runs after a walk and a homer while recording his **1st career strikeout** (**Bubba Starling**)
- Optioned on Aug. 4 and was recalled for two other brief big-league stints but did not play.
- Spent the rest of the season at Detroit's alternate training site.

Bold – career high; Red – league high

Year	Club & League	W-L	ERA	G	GS	CG	SHO	SV	IP	H	R	ER	HR	HB	BB	IBB	SO	WP	BK	AVG
2012	VSL Tigers (VSL)	1-2	3.38	13	13	0	0	0	53.1	40	32	20	2	10	30	0	46	8	1	.212
2013	VSL Tigers (VSL)	2-2	2.73	13	11	0	0	0	56.0	45	24	17	2	5	17	0	55	3	0	.221
2014	GCL Tigers (GCL)	6-3	4.10	13	12	0	0	0	59.1	53	32	27	1	3	30	0	50	5	0	.241
2015									Did not play due to injury											
2016	GCL Tigers West (GCL)	3-3	4.26	11	10	0	0	0	50.2	52	26	24	0	2	16	0	54	13	1	.272
2017	West Michigan (MID)	10-6	2.49	21	21	1	1	0	108.1	91	41	30	4	6	35	1	95	5	0	.226
2018	Lakeland (FSL)	9-4	2.93	22	20	2	0	0	116.2	112	42	38	8	12	43	0	101	6	3	.253
	Erie (EAS)	0-0	8.10	3	3	0	0	0	10.0	8	10	9	1	3	12	0	4	2	0	.229
2019	Erie (EAS)	5-3	4.40	27	18	0	0	1	102.1	75	55	50	9	6	65	0	116	7	2	.207
2020	DETROIT (AL)	0-0	18.00	1	0	0	0	0	1.0	1	2	2	1	0	1	0	1	0	0	.250
Minor Totals		36-23	3.48	123	108	3	1	1	556.2	476	262	215	27	47	248	1	521	49	7	.233
MAJOR TOTALS		0-0	18.00	1	0	0	0	0	1.0	1	2	2	1	0	1	0	1	0	0	.250

TRANSACTIONS

- Signed by the Detroit Tigers on July 18, 2011
- Claimed off waivers by the Toronto Blue Jays on December 7, 2020

PROFESSIONAL CAREER:

MINORS:

- Made his professional debut in 2012 with the VSL Tigers, starting 13 games...Ranked 3rd in the Venezuelan Summer League with 46 strikeouts.
- In 2013, finished 4th in the VSL a .221 opponents' average, T-4th with 55 strikeouts and 6th with a 2.73 ERA (17 ER/56.0 IP).
- Spent 2014 with the GCL Tigers, pitching in 13 games, including 12 starts...Finished tied for the league lead in starts, while he was 2nd in innings pitched (59.1), T-2nd in wins (6), 3rd in opponents' average (.241), 5th in strikeouts (50) and 10th in ERA (4.10)...Made two appearances with Leones del Caracas in the Venezuelan Winter League (1-1, 1.0 IP, 2ER).
- Missed the entire 2015 season after undergoing right elbow surgery.
- Made 11 appearances, including 10 starts, with the GCL Tigers West in 2016...Ranked 4th in the Gulf Coast League with 54 strikeouts, while he was 6th with 10 games started.
- Started 21 games for Class-A West Michigan in 2017...Tied for 3rd in the Midwest League with one shutout, while tied for 7th in wins (10)...Rated as the 19th-best prospect in the Tigers organization by Baseball America following the season.
- Spent most of the 2018 season with Advanced-A Lakeland, pitching in 22 games (20 starts)...Tied for the FSL lead with two complete games while 4th in ERA (2.93), 5th in WHIP (1.33 WHIP), T-8th in strikeouts (101) and 10th in innings (116.2).
- Appeared in a career-high 27 games (18 starts) in 2019 as he spent the entire season with Double-A Erie...Made six starts for Mesa in the Arizona Fall League (3-2, 4.58 ERA) and was selected to the Rising Stars Game.

BIOGRAPHIES

LAST SEASON

HISTORY

RECORDS

OPPONENTS

PLAYER DEV.

MEDIA & MISC.





CHATWOOD TYLER

34

PITCHER

BIRTHDATE December 16, 1989
 OPENING DAY AGE 31
 BIRTHPLACE Redlands, CA
 RESIDENCE Scottsdale, AZ
 TWITTER NA

BATS/THROWS R/R
 HEIGHT/WEIGHT 5-11/200
 CONTRACT STATUS signed thru 2021
 M.L. SERVICE 9.039
 OPTIONS USED 3 of 3

PERSONAL:

- Tyler Cole Chatwood.
- Married to Veronica and has two children.
- Signed out of Redlands East Valley (CA) High School where he was twice named San Bernardino Player of the Year (2005, 2007)...Had his first Tommy John surgery as a sophomore in high school.
- Missed most of the 2014 season and the entire 2015 campaign due to his second Tommy John surgery.

LAST SEASON:

- Went 2-2 with a 5.30 ERA while recording 25 strikeouts in 18.2 innings for the Cubs.
- Placed on the injured list twice: Aug. 13-24 (mid-back strain) and Aug. 31-Sept. 27 (right forearm strain).
- Started the campaign with 6.0 innings of one-run ball on July 26 vs. MIL (2BB, 8K).
- Tied a career high with **11 strikeouts** in his second outing, on Aug. 1 vs. PIT (also July 26, 2013 vs. MIL), as he threw 6.2 scoreless frames...Became the first Cubs pitcher since 1901 to begin a season with consecutive starts of at least 6.0 innings pitched, one run or fewer allowed and at least eight strikeouts.
- Allowed eight runs to tie a career mark (3rd time) in just 2.1 innings on Aug. 6 at KC.
- Returned from the IL with 1.1 frames of work on Aug. 25 at DET (3H, 2 ER, 5BB, 2K), the second-shortest start of his career.
- Made his final start of the season on Aug. 30 at CIN and tossed 2.1 scoreless innings.

Bold – career high; Red – league high

Year	Club & League	W-L	ERA	G	GS	CG	SHO	SV	IP	H	R	ER	HR	HB	BB	IBB	SO	WP	BK	AVG
2008	AZL Angels (AZL)	1-2	3.08	11	11	0	0	0	38.0	25	15	13	1	0	36	0	48	7	0	.195
2009	Cedar Rapids (MID)	8-7	4.02	24	24	0	0	0	116.1	99	60	52	3	3	66	0	106	11	0	.237
2010	Arkansas (TEX)	4-6	3.82	12	12	1	1	0	68.1	72	38	29	3	2	27	0	36	7	0	.273
	Rancho Cucamonga (CAL)	8-3	1.77	14	13	0	0	0	81.1	71	18	16	6	2	36	0	70	5	0	.241
	Salt Lake (PCL)	1-0	6.35	1	1	0	0	0	5.2	9	4	4	1	0	0	0	3	0	0	.346
2011	Salt Lake (PCL)	1-2	5.06	4	4	0	0	0	16.0	21	11	9	2	2	11	0	11	1	0	.323
	LOS ANGELES (AL)	6-11	4.75	27	25	0	0	0	142.0	166	81	75	14	6	71	4	74	3	1	.303
2012	Tulsa (TEX)	1-1	3.00	4	4	0	0	0	24.0	17	9	8	2	0	7	0	22	7	0	.198
	Colorado Springs (PCL)	0-2	5.79	9	9	0	0	0	37.1	52	26	24	2	2	19	0	31	1	0	.327
	COLORADO (NL)	5-6	5.43	19	12	0	0	1	64.2	74	43	39	9	0	33	2	41	4	0	.290
2013	Colorado Springs (PCL)	2-1	2.91	6	6	1	1	0	34.0	37	11	11	0	1	7	0	33	3	0	.278
	COLORADO (NL)	8-5	3.15	20	20	1	0	0	111.1	118	44	39	5	4	41	5	66	10	0	.278
2014	Colorado Springs (PCL)	1-0	1.42	1	1	0	0	0	6.1	5	1	1	1	1	0	0	8	0	0	.217
	COLORADO (NL)	1-0	4.50	4	4	0	0	0	24.0	21	13	12	4	2	8	0	20	2	0	.236
2015	Modesto (CAL)	0-0	2.25	2	2	0	0	0	4.0	3	1	1	1	0	2	0	5	0	0	.200
2016	Modesto (CAL)	0-0	0.00	1	1	0	0	0	5.0	1	0	0	0	1	2	0	3	1	0	.067
	Hartford (EAS)	0-1	0.00	1	1	0	0	0	4.1	4	2	0	0	0	1	0	3	0	0	.235
	COLORADO (NL)	12-9	3.87	27	27	0	0	0	158.0	147	75	68	15	5	70	2	117	7	0	.250
2017	COLORADO (NL)	8-15	4.69	33	25	1	1	1	147.2	136	79	77	20	4	77	2	120	12	2	.250
2018	Iowa (PCL)	0-1	9.45	2	2	0	0	0	6.2	5	7	7	0	1	10	0	4	0	0	.227
	CHICAGO (NL)	4-6	5.30	24	20	0	0	0	103.2	92	62	61	9	7	95	1	85	8	0	.245
2019	CHICAGO (NL)	5-3	3.76	38	5	0	0	0	2 76.2	65	33	32	8	5	37	0	74	8	0	.232
2020	CHICAGO (NL)	2-2	5.30	5	5	0	0	0	18.2	22	11	11	2	0	9	0	25	1	0	.289
	Minor Totals	27-26	3.52	92	91	2	2	0	447.1	421	203	175	22	15	224	0	383	43	0	.253
	MAJOR TOTALS	51-57	4.40	197	143	2	1	4	846.2	841	441	414	86	33	441	16	622	55	3	.265

TRANSACTIONS

- Selected by the Los Angeles Angels of Anaheim in the 2nd round of the 2008 First-Year Player Draft
- Traded to the Colorado Rockies in exchange for C Chris Iannetta on November 30, 2011
- On disabled list (right elbow inflammation) from August 2-September 1, 2013
- On disabled list (strained left hamstring) from March 19-April 13, 2014
- On disabled list (right elbow tightness) on April 30, 2014 for the remainder of the season
- On disabled list (right UCL surgery recovery) for the entire 2015 season
- On disabled list (mid-back strain) from June 19-July 5, 2016
- On disabled list (mid-back strain) from August 15-September 2, 2016
- On disabled list (right calf strain) from July 16-26, 2017
- Signed by the Chicago Cubs on December 7, 2017
- On disabled list (left hip tightness) from August 20-September 3, 2018
- On injured list (mid-back strain) from August 13-24, 2020
- On injured list (right forearm strain) from August 31-September 27, 2020
- Signed by the Toronto Blue Jays on January 21, 2021



GAME HIGHS

ML Debut	April 11, 2011 vs. CLE	ER Allowed	8 – 2x, last: Aug. 6, 2020 at KC
Innings Pitched:		HR Allowed	3 – April 23, 2014 vs. SF
Starter	9.0 – April 15, 2017 at SF	Low Hit CG	2 – April 15, 2017 at SF
Reliever	4.0 – 2x, last: May 22, 2019 vs. PHI	Last Win	Aug. 1, 2020 vs. PIT
Walks:		Last Save	Aug. 4, 2019 vs. MIL
Starter	8 – July 24, 2016 vs. ATL	Last CG	April 15, 2017 at SF
Reliever	3 – 2x, last: June 11, 2019 at COL	Last Sho	April 15, 2017 at SF
Strikeouts:		Last Start	Aug. 30, 2020 at CIN
Starter	11 – 2x, last: Aug. 1, 2020 vs. PIT	Last Relief App.	Sept. 28, 2018 at TB
Reliever	7 – May 11, 2019 vs. MIL	Longest Win Streak	3G – 4x, last: April 28-May 22, 2019
Hits Allowed	12 – July 1, 2011 vs. LAD	Longest Losing Streak	6G – Sept. 20, 2017-April 17, 2018
		Scoreless Innings Streak	16.1 – April 23-May 4, 2016

MILESTONES

Category	Date	Opponent	Notes
Start	1 April 11, 2011	Cleveland	L - 5.0 IP, 4H, 4ER, 2HR, 4BB, 3K
Win	1 April 16, 2011	at Chicago (AL)	as a starter - 7.0 IP, 5H, 1ER, 1HR, 2BB, 3K
ShO	1 April 15, 2017	at San Francisco	9.0 IP, 2H, 1BB, 4K
10+ Strikeout Games (3)			
	1 May 29, 2013	Houston	10 strikeouts
	2 July 26, 2013	Milwaukee	11 strikeouts
	3 Aug. 1, 2020	Pittsburgh	11 strikeouts
Save	1 April 11, 2012	San Francisco	3.0 IP, 2H, 1ER, 1HR

PROFESSIONAL CAREER:

MINORS:

- In 2008, went 1-2 with a 3.08 ERA in 11 starts with the Rookie-Level Angels in his first professional season.
- Earned Mid-Season All-Star honours with Class-A Cedar Rapids in 2009 as he went 8-7 with a 4.02 ERA.
- Named Angels' Minor League Pitcher of the Year in 2010 after going a combined 13-9 with a 2.84 ERA (49 ER/155.1 IP) with Advanced-A Rancho Cucamonga, Double-A Arkansas and Triple-A Salt Lake City...Was also named to the California League Mid-Season All-Star Team.

2011:

- Went 6-11 with a 4.75 ERA in his rookie season with the Los Angeles Angels of Anaheim.
- Made his **MLB debut** on April 11 vs. CLE, taking the loss after pitching 5.0 innings and allowing four runs on four hits with four walks and three strikeouts...Did not allow a hit in his final 3.2 innings.
- Earned his first Major League win April 16 at Chicago (A.L.), allowing one run on five hits with two walks and three strikeouts over 7.0 innings.

2012:

- In his first season with the Rockies, went 5-6 with one save and a 5.43 ERA in 19 appearances (12 starts).
- At 22 years old, was the youngest player on the Rockies' Opening Day roster, the first of his career.
- Was a reliever during his first two stints with the club, going 1-1 with a 7.62 ERA (11 ER/13.0 IP).
- Converted first career save on April 11 vs. SF, going three innings and allowing one run on two hits.

2013:

- Started 20 games for the Rockies, going 8-5 with a career-best 3.15 ERA.
- Among pitchers with 20+ starts, ranked 2nd in the majors in ground ball percentage (59.3%) and home runs allowed per nine innings (0.40).

2014:

- Made four starts for the Rockies in April before being placed on the disabled list, April 30, and eventually undergoing Tommy John surgery in mid-July.

2015:

- Did not appear in the majors after having his second career Tommy John surgery in July, 2014.
- Made two rehab starts with Single-A Modesto in September (4.0 IP, 1ER).

2016:

- Made a career-high 27 starts and went 12-9 with a 3.87 ERA.
- On the road, went 8-1 with a 1.69 ERA (15 ER/80.0 IP), which was the lowest road ERA in MLB for the season, and the lowest in Rockies franchise history...At home, went 4-8 with a 6.12 ERA (53 ER/78.0 IP).
- Recorded a club-record 27.2-inning road scoreless streak from April 6-May 21, which was the longest by any pitcher since **Wade Davis'** 28.2-inning stretch in 2014 (April 26-Sept. 25)...It was the longest such streak by a starter since **Josh Beckett's** streak in 2014 (28.0 IP from May 25-July 22).
- Had two stints on the disabled list due to mid-back strains, June 19-July 5 and Aug. 15-Sept. 2.
- On July 24 vs. ATL in a 7-2 win, he became the first pitcher in MLB history to start a game, go only 5.0 innings and allow no runs while walking eight or more batters.
- Put together a career-best 16.1 scoreless innings streak from April 23-May 4.

2017:

- Made 25 starts and eight relief outings, going a combined 8-15 with a 4.69 ERA.
- Posted a 3.49 ERA (30 ER/77.1 IP) on the road compared to a 6.01 ERA (47 ER/70.1 IP) at home.
- Went 8-14 with a 4.75 ERA (72 ER/136.1 IP) as a starter...Was 0-1 with one save and a 3.97 ERA (5 ER/11.1 IP) as a reliever.
- Recorded a career-high 120 strikeouts.
- Named the recipient of the Wilson Defensive Player of the Year as the best defensive pitcher in MLB.
- His 15 losses were tied for the most in the NL, while his 77 walks were 3rd most.
- Tossed his first-career complete game shutout, April 15 at SF, allowing two hits and one walk with four strikeouts...Retired the first 17 batters in the 5-0 victory.

2018:

- In his first season with the Cubs, went 4-6 with a 5.30 ERA in 24 games (20 starts).
- Led the majors with 95 walks issued...Walked at least five batters in 11 starts and at least six batters in six starts.
- Right-handed hitters batted .150 (24-for-160) with a .219 SLG...Left-handed batters hit .316 (68-for-215) with a .484 SLG.
- Placed on the disabled list from Aug. 20-Sept. 3 with left hip tightness.

2019:

- Pitched primarily as a reliever for the first time in his career and went 5-3 with a 3.76 ERA while pitching in a career-high 38 games, with all five wins coming out of the bullpen.
- Held a 3.67 ERA (22 ER/54.0 IP) ERA in 33 relief outings.
- Made five starts, going 1-1 with a 3.97 ERA (10 ER/22.2 IP)...Allowed two or fewer earned runs in four of the starts.
- Lowered his BB/9 IP rate from 8.25 (95 BB/103.2 IP) in 2018 to 4.34 (37 BB/76.2 IP) in 2019.
- Limited righties to .176 average (28-for-159), while lefties batted .306 (37-for-121).
- Earned the win in a 6-5, 15-inning victory on April 28 at ARI...Came in with the bases loaded and two outs in the 13th inning and struck out the batter to end the frame...In the 15th, he hit a double and scored the go-ahead run.
- Recorded his longest-career relief outing on May 11 vs. MIL, tossing 4.0-scoreless innings in the 2-1, 15-inning triumph... Did not allow a hit and struck out a season-high seven batters to earn the win...Also pitched 4.0 innings of relief and earned a win on May 22 vs. PHI.
- Posted a 2.84 ERA (10 ER/31.2 IP) in 18 appearances following the All-Star break, compared to a 4.40 ERA (22 ER/45.0 IP) in 20 games before the break...Boasted a 1.38 ERA (2 ER/13.0 IP) in September.
- Was the only member of the Cubs Opening Day bullpen to spend the entire season on the active roster.

MOST STRIKEOUTS IN FIRST START FOR BLUE JAYS

PLAYER	OPPONENT	IP	H	R	ER	BB	SO	WL
Jose Nunez	07/09/1987 vs. KC	8.0	6	1	1	0	11	W
Roger Clemens	04/02/1997 vs. CWS	9.0	6	1	1	1	9	W
Anthony Kay	09/07/2019 at TB	5.2	4	2	2	3	8	ND
Trent Thornton	03/31/2019 vs. NYY	5.0	2	0	0	0	8	ND
Sean Douglass	07/26/2004 vs. NYY	5.0	5	4	4	4	8	ND
Lance Painter	05/10/2000 vs. BAL	5.0	2	1	1	1	8	W
Mike Flanagan	09/05/1987 vs. SEA	7.2	4	0	0	1	8	W
Jaime Garia	04/02/2018 vs. CWS	6.0	4	1	1	2	7	ND
Matt Boyd	06/27/2015 vs. TEX	6.2	9	4	4	0	7	L
Marc Rzepczynski	07/07/2009 at TB	6.0	2	1	1	4	7	ND
Cory Lidle	04/01/2003 vs. NYY	6.0	7	5	5	0	7	L
Omar Daal	09/13/1997 at SEA	7.0	6	3	3	1	7	ND
Jack Morris	04/06/1992 at DET	9.0	5	2	2	3	7	W
Todd Stottlemyre	04/10/1988 at MIN	4.1	3	4	4	3	7	L
Dave Lemanczyk	04/09/1977 vs. CWS	9.0	8	3	3	5	7	L





CLARKE PHILIP

86
CATCHER

BIRTHDATE March 24, 1998
OPENING DAY AGE 23
BIRTHPLACE Atlanta, GA
RESIDENCE Nashville, TN
TWITTER @PClarke_IL

BATS/THROWS L/R
HEIGHT/WEIGHT 5-11/195
CONTRACT STATUS signed thru 2021
M.L. SERVICE 0.000
OPTIONS USED 0 of 3

NON-ROSTER

PERSONAL:

- Philip Andrew Clarke.
- Went to high school at Christ Presbyterian Academy in Nashville, TN... Led the Lions to multiple district, sectional, and regional championships and a state championship...Ranked 166 on Baseball America's Top 500 coming out of high school.
- Attended Vanderbilt University...Batted .303 with eight home runs and 68 RBI in 64 games as he helped the Commodores to a College World Series title in 2019...Batted a team-best .360 (9-for-25) in six games...Named American Baseball Coaches Association (ABCA) Third-Team All-American and was named to the Southeastern Conference All-Conference Team.
- Golfs in his spare time.

LAST SEASON:

- Spent the season training at The Bledsoe Agency with his teammate at the time, **Ryan Noda**.
- Lived with teammate **Austin Martin**.

Bold – career high; Red – league high

Year	Club and League	AVG	G	AB	R	H	2B	3B	HR	RBI	BB	IBB	SO	SB	CS	OBP	SLG	OPS	SH	SF	HBP
2019	Vancouver (NWL)	.257	37	144	24	37	5	0	2	16	21	0	22	1	0	.359	.333	.692	0	0	2
Minor Totals		.257	37	144	24	37	5	0	2	16	21	0	22	1	0	.359	.333	.692	0	0	2

TRANSACTIONS

- Selected by the Toronto Blue Jays in the 9th round of the 2019 First-Year Player Draft

PROFESSIONAL CAREER:

MINORS:

- Drafted by the Blue Jays in June of 2019 and was assigned to Class-A (short) Vancouver to begin his professional career.
- Hit .257 with a .359 on-base percentage in 37 games.
- Threw out nine of 38 stolen base attempts (23.7%).
- Named a Northwest League Mid-Season All-Star.

BLUE JAYS, MOST CONSECUTIVE GAMES WITH 1+ DOUBLE – ALL-TIME

32	07/22/2007 - 08/25/2007
31	04/10/2015 - 05/12/2015
31	06/21/2009 - 07/28/2009
31	07/09/2008 - 08/13/2008
31	04/11/2004 - 05/14/2004
29	07/27/1990 - 08/25/1990
29	08/14/1987 - 09/15/1987
27	07/16/1995 - 08/12/1995
26	08/31/2008 - 09/27/2008
26	06/24/1986 - 07/23/1986
25	08/25/2017 - 09/20/2017

BIOGRAPHIES

LAST SEASON

HISTORY


RECORDS

OPPONENTS

PLAYER DEV.

MEDIA & MISC.





NON-ROSTER

COLE

A.J.

36

PITCHER

BIRTHDATE January 5, 1992
 OPENING DAY AGE 29
 BIRTHPLACE Winter Springs, FL
 RESIDENCE Longwood, FL
 TWITTER @NA

BATS/THROWS R/R
 HEIGHT/WEIGHT 6-5/235
 CONTRACT STATUS signed thru 2021
 M.L. SERVICE 3.124
 OPTIONS USED 3 of 3

PERSONAL:

- Andrew Jordan Cole.
- Graduated from Oviedo High School (FL) in 2010 and signed a National Letter of Intent to pitch at the University of Miami but signed with the Nationals just prior to the signing deadline (record \$2,000,000 signing bonus for a fourth round pick).
- Grew up watching Braves pitcher **John Smoltz** and emulated his throwing motion.

LAST SEASON:

- Kept lefties to a .139 AVG (5-for-36) with 5BB/5K in the regular season.
- Made his Toronto debut on July 25 at TB and pitched a clean 7th inning, retiring all three batters faced on 10 pitches.
- Earned his 1st win as a Blue Jay (12th career) on Aug. 11 vs. MIA (1.1 IP, 1BB, 1K).
- Had his career-long 12.0 scoreless innings streak ended with an unearned run on Aug. 17 vs. TB.
- Picked up his **1st save** as a Blue Jay (3rd career) on Aug. 20 vs. PHI (G2).
- Made his MLB playoff debut in Game 1 of the ALWC on Sept. 29 at TB (0.1 IP, 1H, 2ER, 1HR, 1BB, 1K).

Bold – career high; Red – league high

Year	Club & League	W-L	ERA	G	GS	CG	ShO	SV	IP	H	R	ER	HR	HB	BB	IBB	SO	WP	BK	AVG
2010	Vermont (NYP)	0-0	0.00	1	0	0	0	0	1.0	1	0	0	0	0	1	0	1	0	0	.333
2011	Hagerstown (SAL)	4-7	4.04	20	18	0	0	0	89.0	87	47	40	6	2	24	0	108	7	0	.251
2012	Stockton (CAL)	0-7	7.82	8	8	0	0	0	38.0	60	40	33	7	3	10	0	31	2	1	.364
	Burlington (MID)	6-3	2.07	19	19	0	0	0	95.2	78	32	22	7	4	19	0	102	3	1	.222
2013	Potomac (CAR)	6-3	4.25	18	18	0	0	0	97.1	96	50	46	12	4	23	0	102	6	1	.257
	Harrisburg (EAS)	4-2	2.18	7	7	0	0	0	45.1	31	13	11	3	0	10	1	49	1	0	.188
2014	Harrisburg (EAS)	6-3	2.92	14	14	1	1	0	71.0	79	30	23	1	3	15	1	61	3	0	.273
	Syracuse (INT)	7-0	3.43	11	11	0	0	0	63.0	69	30	24	9	1	17	0	50	2	0	.283
2015	Syracuse (INT)	5-6	3.15	21	19	0	0	0	105.2	91	40	37	9	4	34	1	76	2	0	.227
	WASHINGTON (NL)	0-0	5.79	3	1	0	0	1	9.1	14	11	6	1	0	1	1	9	1	0	.341
2016	Syracuse (INT)	8-8	4.26	22	22	2	0	0	124.2	131	64	59	16	1	35	1	109	9	0	.266
	WASHINGTON (NL)	1-2	5.17	8	8	0	0	0	38.1	37	24	22	7	2	14	1	39	1	0	.248
2017	Syracuse (INT)	4-5	5.88	18	18	0	0	0	93.1	127	65	61	7	3	36	3	79	3	0	.330
	WASHINGTON (NL)	3-5	3.81	11	8	0	0	0	52.0	51	23	22	8	3	27	0	44	2	1	.262
2018	Scranton/Wilkes-Barre (INT)	0-1	27.00	2	1	0	0	0	1.2	6	5	5	1	0	3	0	1	1	0	.545
	WASHINGTON (NL)	1-1	13.06	4	2	0	0	0	10.1	16	15	15	6	0	6	0	10	0	0	.356
	NEW YORK (AL)	3-1	4.26	28	0	0	0	0	38.0	39	23	18	9	0	16	1	49	2	0	.258
2019	Columbus (INT)	0-1	3.18	13	0	0	0	2	17.0	10	6	6	2	1	5	0	21	3	0	.179
	CLEVELAND (AL)	3-1	3.81	25	0	0	0	1	26.0	31	16	11	4	0	8	0	30	0	0	.290
2020	TORONTO (AL)	3-0	3.09	24	0	0	0	1	23.1	19	9	8	3	0	9	2	20	3	0	.226
Minor Totals		50-46	3.92	174	155	3	1	2	842.2	866	422	367	80	26	232	7	790	42	3	.264
MAJOR TOTALS		14-10	4.65	103	19	0	0	3	197.1	207	121	102	38	5	81	5	201	9	1	.268

WILD CARD RECORD

Year	Club and Opp.	W-L	ERA	G	GS	CG	ShO	SV	IP	H	R	ER	HR	HB	BB	IBB	SO	WP	BK	AVG
2020	TOR vs. TB	0-0	54.00	1	0	0	0	0	0.1	1	2	2	1	0	1	0	1	0	0	.500

TRANSACTIONS

- Selected by the Washington Nationals in the 4th round of the 2010 First-Year Player Draft
- Traded to the Oakland Athletics along with LHP Tommy Milone, C Derek Norris and RHP Brad Peacock in exchange for RHP Robert Gilliam and LHP Gio Gonzalez on December 23, 2011
- Traded to the Washington Nationals as part of a three team trade on January 16, 2013...The Washington Nationals traded LF Michael Morse to the Seattle Mariners; the Seattle Mariners traded C John Jaso to the Oakland Athletics, and the Oakland Athletics traded RHP A.J. Cole and RHP Blake Treinen to the Washington Nationals.
- Traded to the New York Yankees in exchange for cash considerations on April 24, 2018
- On disabled list (neck strain) from June 20-July 2, 2018
- Claimed off waivers by the Cleveland Indians on January 11, 2019
- On injured list (right shoulder impingement) on Aug. 10, 2019 for the remainder of the season
- Signed by the Toronto Blue Jays on November 25, 2019
- Signed by the Toronto Blue Jays on January 8, 2021



GAME HIGHS

ML Debut	April 28, 2015 at ATL	ER Allowed	10 – April 3, 2018 at ATL
Innings Pitched:		HR Allowed	3 – Aug. 13, 2018 vs. NYM
Starter	7.0 – Aug. 22, 2016 at BAL	Low Hit CG	None
Reliever	4.1 – May 23, 2015 vs. PHI	Last Win	Sept. 23, 2020 vs. NYY
Walks:		Last Save	Aug. 20, 2020 vs. PHI
Starter	4 – 4x, last: Sept. 4, 2017 at MIA	Last CG	None
Reliever	3 – 2x, last: June 9, 2019 vs. NYY	Last Sho	None
Strikeouts:		Last Start	April 11, 2018 vs. ATL
Starter	8 – 3x, last: Aug. 25, 2017 vs. NYM	Last Relief App.	Sept. 27, 2020 vs. BAL
Reliever	7 – May 23, 2015 vs. PHI	Longest Win Streak	4G – April 16-Aug. 21, 2018
Hits Allowed	10 – April 3, 2018 at ATL	Longest Losing Streak	4G – Aug. 2-25, 2017
		Scoreless Innings Streak	10.0 – April 28-May 28, 2018

MILESTONES

Category	Date	Opponent	Notes
Start	1 April 28, 2015	at Atlanta	ND - 2.0 IP, 9H, 9R, 4ER, 1BB, 1K
Win	1 Sept. 2, 2016	at New York (NL)	as a starter - 6.0 IP, 3H, 1ER, 1HR, 2BB, 5K
Save	1 May 15, 2015	at San Diego	3.0 IP, 1H, 1K

PROFESSIONAL CAREER:

MINORS:

- Played his 1st full pro season with Class-A Hagerstown in 2011...Went 4-7 with a 4.04 ERA in 20 games (18 starts) and ranked 5th in the South Atlantic League in SO/9 (10.9).
- Pitched for Class-A Burlington of the Midwest League and Advanced-A Stockton of the California League in 2012...Finished 6-10 with a 3.70 ERA in 27 starts in his lone season in the Athletics' system.
- Return to the Nationals organization in 2013 and posted then career highs with 10 wins and 151 strikeouts in 142.2 innings, spanning 25 combined starts with Advanced-A Potomac (18 starts) and Double-A Harrisburg (7 starts)...Ranked by Baseball America as Washington's No. 2 prospect after the season.
- In 2014, went 13-3 with a 3.16 ERA in 25 total starts between Double-A Harrisburg (6-3) and Triple-A Syracuse (7-0).

2015:

- Opened the season with Triple-A Syracuse before being recalled to Washington on April 28.
- Made his **MLB debut** as he got the start on April 28 at ATL...Allowed nine runs (four earned) but took a no-decision as the Nationals rallied to win, 13-12...Was optioned back to Triple-A following the game.
- Rejoined the Nationals in the middle of May and made two relief appearances...Struck out nine batters and issued just one walk over 9.1 Major League innings.
- Converted his 1st save on May 15 at SD (3.0 IP, 1H, 1K).

2016:

- Made a personal-high 30 total starts (22 with Triple-A Syracuse and eight with Washington).
- Called up to Washington on Aug. 22...At the time of his promotion, led the Syracuse pitching staff in wins (8) and complete games (2).
- Earned his 1st MLB win on Sept. 2 at NYM with 6.0 innings of one-run ball (3H, 2BB, 5K).

2017:

- Posted a career-best 3.81 ERA across four Major League stints with Washington.
- Matched a career high with eight strikeouts over 6.0 innings on Aug. 25 vs. NYM.
- Tossed 3.2 frames of no-hit, shutout relief on Sept. 30 vs. PIT.
- Held a 2.42 ERA (6 ER/22.1 IP) in his last four MLB starts.

2018:

- Spent most of the season with the Yankees after opening the campaign as a starter for the Nationals.
- Hit his [1st career home run](#) on April 3 at ATL, a solo homer off **Julio Teheran**.
- Allowed 15 ER over 10.1 IP for Washington before he was designated for assignment on April 20.
- Was traded to New York in exchange for cash considerations on April 24.
- With the Yankees, posted a 4.26 ERA in 28 relief appearances (38.0 IP), fanning 11.6 batters per 9.0 innings...Also allowed just one of 11 inherited runners to score.
- Was placed on the 10-day disabled list from June 20-July 2 with a neck strain.

2019:

- Opened the year with Triple-A Columbus where he made 13 relief appearances.
- Had his contract purchased by the Indians on May 11.
- Allowed no earned runs in 18 of his 25 outings with Cleveland.
- Struck out 30 batters over 26.0 big-league innings for a 10.38 SO/9.
- Landed on the injured list with a right shoulder impingement from Aug. 10 through the end of the season.





DAVIS JONATHAN

3

OUTFIELDER

BIRTHDATE May 12, 1992
 OPENING DAY AGE 28
 BIRTHPLACE Camden, AR
 RESIDENCE Wiggins, MS
 TWITTER NA

BATS/THROWS R/R
 HEIGHT/WEIGHT 5-8/185
 CONTRACT STATUS signed thru 2021
 M.L. SERVICE 1.029
 OPTIONS USED 2 of 3

PERSONAL:

- Jonathan R. Davis.
- Went to Fairview High School in his hometown of Camden, Arkansas.
- Attended the University of Central Arkansas where he was named Southland Conference Freshman of the Year for his 2011 campaign (5-HR, 30-RBI, 21-SB, .350 AVG, .963 OPS).
- Is brother-in-law to Pirates outfielder **Anthony Alford**, as they are married to sisters.
- Is on The Players Alliance roster, and helped hand out baseball equipment, food and COVID-19 supplies during the Pull Up Neighbor stop at Hattiesburg, MS, in January, 2021.

LAST SEASON:

- Spent the first 40 games of Toronto's season at the alternate training site in Rochester, NY, before he was recalled on Sept. 7.
- Made ESPN SportsCenter's Top-10 five times for defensive plays in 2019, and did so again twice in 2020 (Sept. 22 vs. NYY and Sept. 27 vs. BAL).
- Homered in his 1st at-bat of the season, a [two-run homer](#) on Sept. 8 vs. NYY to help propel the Jays to a 2-1 win...Was his 3rd career home run and his 1st go-ahead homer.
- Stole his only base of the season on Sept. 12 vs. NYM and is now 7-for-8 in stolen base attempts for his career.
- His [catch](#) to save a home run on Sept. 27 vs. BAL earned him MLB's Player of the Week Award, making him the 1st AL player to win the award twice (also May 29, 2019 at TB).
- Named to Toronto's Wild Card roster but did not play.

Bold – career high; Red – league high

Year	Club and League	AVG	G	AB	R	H	2B	3B	HR	RBI	BB	IBB	SO	SB	CS	OBP	SLG	OPS	SF	SH	HBP
2013	Bluefield (APP)	.238	43	130	21	31	11	3	2	14	14	1	26	4	2	.346	.415	.761	2	1	8
2014	GCL Blue Jays (GCL)	.000	1	3	0	0	0	0	0	0	0	0	0	0	0	.000	.000	.000	0	0	0
	Vancouver (NOR)	.216	27	88	14	19	4	4	1	10	6	0	26	7	1	.271	.386	.657	6	1	1
2015	Lansing (MID)	.408	13	49	13	20	2	1	2	8	7	0	7	6	1	.482	.612	1.094	2	0	0
	Dunedin (FSL)	.230	47	161	22	37	15	0	1	14	10	0	34	5	6	.288	.342	.630	1	2	4
2016	Dunedin (FSL)	.252	120	417	74	105	21	8	14	54	70	1	111	33	6	.376	.441	.817	7	6	17
2017	New Hampshire (EAS)	.249	128	446	75	111	20	4	10	45	69	0	110	20	14	.361	.379	.740	11	6	13
2018	New Hampshire (EAS)	.302	78	305	68	92	22	3	5	33	35	0	53	19	3	.388	.443	.831	2	5	11
	Buffalo (INT)	.249	46	185	26	46	7	2	5	23	12	0	41	7	1	.308	.389	.697	1	0	4
	TORONTO (AL)	.200	20	25	3	5	1	0	0	0	1	0	6	3	0	.259	.240	.499	0	0	1
2019	Dunedin (FSL)	.000	2	7	1	0	0	0	0	0	2	0	4	0	0	.222	.000	.222	0	0	0
	Buffalo (INT)	.262	82	294	64	77	19	3	10	36	40	1	83	13	4	.382	.449	.831	1	0	17
	TORONTO (AL)	.181	37	83	8	15	1	0	2	6	5	0	24	3	1	.266	.265	.531	1	1	5
2020	TORONTO (AL)	.259	13	27	4	7	2	0	1	6	3	0	11	1	0	.364	.444	.808	0	1	2
Minor Totals		.258	587	2085	378	538	121	28	50	237	265	3	495	114	38	.359	.415	.774	33	21	75
MAJOR TOTALS		.200	70	135	15	27	4	0	3	12	9	0	41	7	1	.286	.296	.582	1	2	8

HOME RUN BREAKDOWN

Total	ONE GAME											
	H	A	2	3	4	GS	LO	XN	IP	PH	RHP	LHP
3	2	1	0	0	0	0	0	0	0	0	2	1

TRANSACTIONS

- Selected by the Toronto Blue Jays in the 15th round of the 2013 First-Year Player Draft
- On the injured list (right ankle sprain) from March 25-April 23, 2019



GAME HIGHS

ML Debut	Sept. 5, 2018 vs. TB	Stolen Bases	1 – 7x, last: Sept. 12, 2020 vs. NYM
Runs	2 – 2x, last: Sept. 25, 2020 vs. BAL	Last ML Home Run	Sept. 8, 2020 vs. NYY
Hits	2 – 2x, last: Sept. 25, 2020 vs. BAL	Longest Hitting Streak	3G – 2x, last: Sept. 21-23, 2019
Home Runs	1 – 3x, last: Sept. 9, 2020 vs. NYY	Longest On-Base Streak	6G – Sept. 21, 2019-Sept. 9, 2020
RBI	2 – 4x, last: Sept. 20, 2020 at PHI	Longest Hitless Streak	16AB – May 10-19, 2019

MILESTONES

Category	Date	Opponent	Pitcher	Notes
Hit	1 Sept. 12, 2018	at Boston	Price	Single
Home Run	1 May 27, 2019	at Tampa Bay	Wood	2R
RBI	1 May 27, 2019	at Tampa Bay	Wood	HR
Stolen Base	1 Sept. 11, 2018	at Boston	Eovaldi C-Leon	2nd base, part of DS

PROFESSIONAL CAREER:

MINORS:

- Played 43 games for Rookie-level Bluefield in his first professional season (2013) where he hit .238.
- Batted .216 over 27 contests for Class-A (short) Vancouver in 2014 and stole seven bases in eight attempts.
- Started 2015 with Class-A Lansing and batted .408 (20-for-49) in 13 games before a promotion to Advanced-A Dunedin in May...Hit .230 for Dunedin with 15 doubles and a home run over 47 games while positing a 1.000 fielding percentage.
- Spent the entire 2016 season with Dunedin...Batted .252 with a career-best 21 doubles, eight triples and 14 home runs (.817 OPS)...Stole 33 bases (39 attempts) to lead the team and rank T-2nd in the Florida State League (**Jorge Mateo**-36).
- Was named an Organizational All-Star by MiLB.com at the end of the 2016 campaign.
- Played the full 2017 season with the Double-A New Hampshire Fisher Cats.
- Finished the season with a team-best 20 stolen bases (34 attempts) while registering a .249 average in 128 games.
- Led the club with 69 walks, 20 more than any other Fisher Cat.
- Played in the 2017 Arizona Fall League for the Peoria Javelinas and hit .295 (23-for-78) with six doubles, a home run and seven stolen bases.

2018:

- Started the season with 77 games in Double-A New Hampshire where he hit .302 (92-for-305) with 22 doubles, three triples, five homers, 33 RBI and 19 stolen bases.
- Was promoted to Buffalo in mid-July and made his Triple-A debut on July 13 (1-for-5, 2R, 1RBI, 1SB).
- Batted .249 (46-for-185) with 14 extra-base hits and seven stolen bases over 46 games for the Bisons.
- Had contract selected on Sept. 4...Made his **MLB debut** on Sept. 5 vs. TB (0-for-3).
- Stole his 1st base as part of a double steal with **Devon Travis** on Sept. 11 at BOS.
- Collected his [1st MLB](#) hit via a single in the 6th inning off **David Price** on Sept. 12 at BOS.
- On Sept. 25 vs. HOU, led off the opening inning with his 1st career double.

2019:

- Made ESPN SportsCenter's Top 10 five times for defensive plays, once for Toronto and four times for Triple-A Buffalo.
- Started the season on the injured list with a right ankle sprain (until April 23).
- Recalled from Buffalo on May 10, July 5, Sept. 3...Optioned on April 24, June 5, July 7...Went 77-for-294 (.262) in 82 games for the Bisons.
- Hit a two-run shot off of **Hunter Wood** for his [1st career home run](#) and RBI on May 27 vs. TB.
- Won the MLB Play of the Week Award for his [catch](#) on May 29 at TB.
- Singled and doubled for his 1st career multi-hit game on Sept. 7 at TB.
- On Sept. 23 vs. BAL, followed **Brandon Drury's** homer with his [2nd home run](#) of the season, forming Toronto's team-record 14th set of back-to-back homers (11 in 1999).





DOLIS RAFAEL

41

PITCHER

BIRTHDATE January 10, 1988
 OPENING DAY AGE 33
 BIRTHPLACE La Romana, D.R.
 RESIDENCE San Pedro de Macoris, D.R.
 TWITTER NA

BATS/THROWS R/R
 HEIGHT/WEIGHT 6-4/240
 CONTRACT STATUS signed thru 2021
 M.L. SERVICE 2.101
 OPTIONS USED 4 of 4

PERSONAL:

- Rafael Jose Dolis...Pronounced DOUGH-leees.
- Signed by the Chicago Cubs as a non-drafted free agent in August of 2004.
- Underwent Tommy John surgery on July 6, 2007 (performed by Dr. Stephen Gryzlo) and missed the entire 2008 season.

LAST SEASON:

- Ranked 5th among AL relievers with a 1.50 ERA (10th in MLB) and tied for 12th with a career-high 31 strikeouts (24 in 2012).
- Recorded a career-high five saves (four in 2012).
- His 0.38 HR/9 (1 HR/24.0 IP) was tied for 10th best among AL relievers (min. 20 IP).
- Made his Toronto debut on Opening Night, July 24 at TB, with 1.0 inning of work (1H, 2BB, 1K)...His previous MLB appearance came with the Cubs on May 26, 2013 at CIN.
- Won his 1st game as a Blue Jay on Aug. 28 vs. BAL...Was his first MLB win since May 6, 2012 vs. LAD, the longest span between wins ever for a Toronto pitcher...Marked the 9th time in the past 50 years that a player went 8+ seasons between victories.
- Picked off his 1st career runner to end the game on Sept. 12 vs. NYM...Marked the 2nd time in team history to win a game on a pickoff (also **Tom Henke** on June 24, 1991 vs. CLE).
- Did not allow an earned run in his last 16 regular-season outings (16.1 IP, 7H, 10BB, 24K)...Converted five of six saves over that stretch while registering 13.22 SO/9, a .135 AVG and a 1.04 WHIP.
- Made his postseason debut in Game 2 of the ALWC on Sept. 30 at TB...Erased a leadoff single with a **double play** and a **pop out** for a scoreless 8th inning.

Bold – career high; Red – league high

Year	Club & League	W-L	ERA	G	GS	CG	ShO	SV	IP	H	R	ER	HR	HB	BB	IBB	SO	WP	BK	AVG
2006	AZL Cubs (AZL)	0-2	8.28	13	3	0	0	0	25.0	30	27	23	1	4	16	0	33	4	0	.294
2007	Peoria (MID)	3-1	1.80	6	6	0	0	0	30.0	23	7	6	1	0	16	0	24	3	0	.223
2008									Did not play due to injury											
2009	Daytona (FSL)	3-9	3.79	27	25	0	0	0	99.2	78	46	42	4	7	53	0	75	8	1	.221
2010	Daytona (FSL)	4-5	2.92	14	13	0	0	0	71.0	63	31	23	3	2	30	0	48	3	1	.242
	Tennessee (SOU)	5-4	4.07	12	12	0	0	0	55.1	65	32	25	3	1	27	0	45	7	0	.295
2011	Tennessee (SOU)	8-5	3.22	51	4	0	0	17	72.2	61	36	26	2	3	35	1	48	6	0	.227
	CHICAGO (NL)	0-0	0.00	1	0	0	0	0	1.1	0	0	0	0	0	1	0	1	0	0	.000
2012	AZL Cubs (AZL)	1-1	6.35	5	0	0	0	0	5.2	7	5	4	0	0	2	0	5	2	0	.292
	Tennessee (SOU)	0-0	0.00	2	0	0	0	0	2.0	2	0	0	0	1	0	0	2	0	0	.250
	Iowa (PCL)	0-1	2.51	13	0	0	0	3	14.1	15	4	4	1	0	6	0	14	1	1	.278
	CHICAGO (NL)	2-4	6.39	34	0	0	0	4	38.0	40	29	27	5	3	23	1	24	1	0	.278
2013	AZL Cubs (AZL)	0-0	0.00	3	2	0	0	0	3.0	0	0	0	0	0	1	0	2	0	0	.000
	Kane County (MID)	0-0	0.00	1	0	0	0	0	0.0	1	0	0	0	0	1	0	0	0	0	0.000
	Iowa (PCL)	1-0	5.40	12	0	0	0	1	11.2	11	7	7	1	0	7	0	13	4	0	.239
	CHICAGO (NL)	0-0	0.00	5	0	0	0	0	5.0	3	2	0	0	0	2	0	0	0	0	.158
2014	Fresno (PCL)	0-0	16.62	4	0	0	0	0	4.1	8	8	8	0	0	3	0	4	0	0	.400
2015	Toledo (INT)	7-5	4.61	43	0	0	0	1	66.1	63	40	34	2	4	42	1	54	7	2	.251
2016	Hanshin (NPB)	3-3	2.12	34	0	0	0	8	34.0	19	11	8	0	2	16	1	36	1	0	-
2017	Hanshin (NPB)	4-4	2.71	63	0	0	0	37	63.0	53	22	19	1	1	17	1	85	8	0	-
2018	Hanshin (NPB)	1-7	2.85	55	0	0	0	32	53.2	50	22	17	4	2	17	1	56	3	0	-
2019	Hanshin (NPB)	5-4	2.11	56	0	0	0	19	55.1	36	16	13	1	1	11	2	50	7	0	-
2020	TORONTO (AL)	2-2	1.50	24	0	0	0	5	24.0	16	9	4	1	1	14	0	31	3	0	.193
Minor Totals		32-33	3.94	206	65	0	0	22	461.0	427	243	202	18	22	239	2	367	45	5	.248
MAJOR TOTALS		4-6	4.08	64	0	0	0	9	68.1	59	40	31	6	4	40	1	56	4	0	.237
NPB TOTALS		13-18	2.49	208	0	0	0	96	206.0	158	71	57	6	6	61	5	227	19	0	-

WILD CARD RECORD

Year	Club and Opp.	W-L	ERA	G	GS	CG	ShO	SV	IP	H	R	ER	HR	HB	BB	IBB	SO	WP	BK	AVG
2020	TOR vs. TB	0-0	0.00	1	0	0	0	0	1.0	1	0	0	0	0	0	0	0	0	0	.333

TRANSACTIONS

- Signed by the Chicago Cubs on August 6, 2004
- On disabled list (right forearm strain) on May 27, 2013 for the remainder of the season
- Signed by the San Francisco Giants on December 30, 2013
- Signed by the Detroit Tigers on November 29, 2014
- Signed by the Detroit Tigers on December 8, 2015
- Signed by the Hanshin Tigers on January 15, 2016
- Signed by the Toronto Blue Jays on February 8, 2020



GAME HIGHS

ML Debut	Sept. 26, 2011 at SD	ER Allowed	3 – 4x, last: Sept. 25, 2012 at COL
Innings Pitched:		HR Allowed	2 – Sept. 4, 2012 at WAS
Starter	None	Low Hit CG	None
Reliever	2.0 – 6x, last: Sept. 27, 2012 at COL	Last Win	Sept. 3, 2020 at BOS
Walks:		Last Save	Sept. 24, 2020 vs. NYY
Starter	None	Last CG	None
Reliever	3 – 2x, last: July 3, 2012 at ATL	Last ShO	None
Strikeouts:		Last Start	None
Starter	None	Last Relief App.	Sept. 24, 2020 vs. NYY
Reliever	3 – 6x, last: Sept. 24, 2020 vs. NYY	Longest Win Streak	2G – Aug. 28, 2020-Sept. 3, 2020
Hits Allowed	5 – Sept. 25, 2012 at COL	Longest Losing Streak	3G – May 15, 2012-Aug. 12, 2020
		Scoreless Innings Streak	7.1 – Aug. 31-Sept. 13, 2020

MILESTONES

Category	Date	Opponent	Notes
Win	1 April 23, 2012	St. Louis	1.2 IP, 1H, 0ER, 0BB, 0K
Save	1 April 27, 2012	at Philadelphia	2.0 IP, 1H

PROFESSIONAL CAREER:

2011:

- Earned Mid-Season and Post-Season Southern League All-Star honours while with Double-A Tennessee, pitching exclusively as a reliever for the first time in his career.
- Had his contract selected on Sept. 19 and made his **MLB debut** on Sept. 26, 2011 at SD...Induced a ground out from his first batter faced, stranding a runner and ending the 6th inning...Followed that up with a scoreless 7th frame (1.1 IP, 1BB, 1K)...Fanned **Orlando Hudson** for his 1st career strikeout.

2012:

- Pitched in 34 games across three Major League stints with the Cubs.
- Held a 2-0 record with a 2.55 ERA (5 ER/17.2 IP) at home but was 0-4 with a 9.74 ERA (22 ER/20.1 IP) on the road.
- Kept left-handed hitters to a .141 (9-for-64) average while righties registered a .388 (31-for-80) mark against him.
- Was 4-for-6 in save situations.
- Claimed his 1st win on April 23 vs. STL...Tossed 1.2 innings as the Cubs won, 3-2, in walk-off fashion.
- Recorded his 1st career save on April 27 at PHI as he tossed 2.0 scoreless innings (1H).

2013:

- Started his campaign with Triple-A Iowa and was recalled on April 13 and May 6.
- Made a total of five Major League appearances before landing on the DL with a right forearm strain from May 27 until the end of the season.

2014:

- Signed on with the Giants and was assigned to Triple-A Fresno.
- Made one appearance in the middle of April and three more in May as injuries kept him to four appearances for the year.

2015:

- Joined the Tigers and spent his entire season with Triple-A Toledo.
- Went 7-5 with a 4.61 ERA and pitched 66.1 innings, his most since 2011 (74.0).

2016:

- Signed with the Hanshin Tigers of the Japanese Central League.
- Converted eight of nine save opportunities and registered a 2.12 ERA across 34 outings.

2017:

- Made 63 appearances for Hanshin and recorded 85 strikeouts in 63.0 innings of work.
- Led the Central League with 37 saves and led all relievers in strikeouts.

2018:

- Returned to the Hanshin Tigers for a 3rd campaign and posted a sub-3.00 ERA for the 3rd time (2.85).
- Tied for 3rd in the Central League with 32 saves.

2019:

- Pitched his 4th consecutive campaign with the Hanshin Tigers on the Japanese Central League (NPB).
- Kept a 2.11 ERA as he went 5-4 with 19 saves and 10 holds.
- Ranked 2nd in Central League in saves.
- Surrendered just one home run as he struck out 50 batters and issued 11 walks over 55.1 innings (0.85 WHIP).





ESPINAL SANTIAGO

5

INFIELDER

BIRTHDATE November 13, 1994
 OPENING DAY AGE 26
 BIRTHPLACE Santiago, D.R.
 RESIDENCE Miami, FL
 TWITTER NA

BATS/THROWS R/R
 HEIGHT/WEIGHT 5-10/180
 CONTRACT STATUS signed thru 2021
 M.L. SERVICE 0.154
 OPTIONS USED 0 of 3

PERSONAL:

- Santiago Roman Espinal.
- Attended Lyman High School in Longwood, FL.
- Went to Miami-Dade Community College in Miami, FL...Played one season for the junior college, batting .432 (70-for-162) over 43 games.
- Enjoys playing basketball in his spare time...Favourite player is Kyrie Irving.

LAST SEASON:

- Made his MLB Debut on July 25 at TB with a start at third base (0-for-2, 1K).
- Entered the game on July 26 at TB as a pinch-runner at 2nd base in the 10th inning...Swiped 3rd for his 1st career stolen base and then scored on a sac fly for his 1st career run.
- Recorded his **1st MLB hit** on July 28 at WAS, a single off of **Sam Freeman**.
- On Aug. 20 vs. PHI (G1), picked up his 1st career RBI with a **sac fly**.
- Singled twice and doubled on Aug. 25 vs. BOS for his 1st **three-hit game**.
- Went 1-for-3 at the plate on Sept. 11 vs. NYM before pitching for the 1st time in his career as he tossed the 9th inning (2H, 1ER, 1HBP)...Pitched again on Sept. 15 at NYY (1.0 IP, 1H, 1ER, 1HR, 1BB), becoming the 5th position player in team history to pitch more than once in a season.
- Recorded a personal-best three RBI on Sept. 13 vs. NYM as he went 1-for-4 with a bases-clearing **double**.
- Ended the season with a six-game hitting streak (6-for-15, 2-2B, 5 RBI).
- Named to Toronto's Wild Card roster but did not play.

Bold – career high; Red – league high

Year	Club and League	AVG	G	AB	R	H	2B	3B	HR	RBI	BB	IBB	SO	SB	CS	OBP	SLG	OPS	SH	SF	HBP
2016	GCL Red Sox (GCL)	.244	26	86	8	21	2	0	0	10	10	0	11	1	0	.330	.267	.597	2	0	1
2017	Greenville (SAL)	.280	123	492	64	138	18	4	4	46	39	0	67	20	6	.334	.358	.692	5	5	3
2018	Salem (CAR)	.313	65	256	53	80	15	3	7	32	18	1	35	9	1	.363	.477	.840	0	3	4
	Dunedin (FSL)	.262	17	65	9	17	3	1	2	8	6	0	10	0	3	.333	.431	.764	1	0	1
	New Hampshire (EAS)	.286	42	147	17	42	9	2	1	20	14	0	22	2	1	.354	.395	.749	0	1	2
2019	New Hampshire (EAS)	.278	94	367	46	102	21	1	5	57	35	1	50	10	11	.343	.381	.724	4	1	2
	Buffalo (INT)	.317	28	104	11	33	6	0	2	14	7	0	23	2	2	.360	.433	.793	1	0	0
2020	TORONTO (AL)	.267	26	60	10	16	4	0	0	6	4	0	16	1	0	.308	.333	.641	1	1	0
	Minor Totals	.285	395	1517	208	433	74	11	21	187	129	2	218	44	24	.345	.390	.735	13	10	13
	MAJOR TOTALS	.267	26	60	10	16	4	0	0	6	4	0	16	1	0	.308	.333	.641	1	1	0

TRANSACTIONS

- Selected by the Boston Red Sox in the 10th round of the 2016 First-Year Player Draft
- Traded to Toronto Blue Jays in exchange for OF Steve Pearce and cash considerations on June 28, 2018

GAME HIGHS

ML Debut	July 25, 2020 at TB	Stolen Bases	1 – July 26, 2020 at TB
Runs	2 – Aug. 24, 2020 at TB	Last ML Home Run	None
Hits	3 – Aug. 25, 2020 vs. BOS	Longest Hitting Streak	6G – Sept. 7, 2020-current
Home Runs	None	Longest On-Base Streak	6G – Sept. 7, 2020-current
RBI	3 – Sept. 13, 2020 vs. NYM	Longest Hitless Streak	13AB – Aug. 19-Aug. 24, 2020

MILESTONES

Category	Date	Opponent	Pitcher	Notes
Hit	1 July 28, 2020	at Washington	Freeman	Single
RBI	1 Aug. 20, 2020 (G1)	Philadelphia	Howard	Sacrifice Fly
Stolen Base	1 July 26, 2020	at Tampa Bay	Roe	3rd base
			C-Perez	



PROFESSIONAL CAREER:

MINORS:

- Began his pro career with the GCL Red Sox in 2016 and batted .244 over 26 games.
- Connected for 18 doubles, four triples and four homers while hitting .333 for Class-A Greenville in 2017.
- Among South Atlantic League batters in 2017, ranked 2nd in hits (138) and 10th in average (.280).
- Spent time in the Dominican Winter League with the Estrellas de Oriente, going 1-for-6 with a walk in five games.
- Started 2018 with Advanced-A Salem where he hit .313 with 15 doubles, three triples and seven home runs over 65 games and was named a Mid-Season All-Star.
- Was acquired by the Blue Jays from the Red Sox in exchange for OF **Steve Pearce** and cash considerations on June 28 and assigned to Advanced-A Dunedin.
- Played 17 games for the D-Jays and slashed .262/.333/.431 with six extra-base hits.
- Wrapped up his 2018 season playing in 42 contests for Double-A New Hampshire...Hit .286 (42-for-147) for the Fisher Cats, including nine doubles, a pair of triples, a homer and 20 RBI.
- Recorded four singles, two runs and two walks over five postseason games for New Hampshire.
- Played in 15 games for the Surprise Saguaros in the Arizona Fall League, batting .250 (14-for-56) with three doubles, a triple and four RBI.
- Began the 2019 season with Double-A New Hampshire.
- Batted .278 with 27 extra-base hits in 94 games for the Fisher Cats.
- Was promoted to Triple-A Buffalo on Aug. 3.
- Slashed .317/.360/.433 over 28 contests for the Bisons to wrap up his 2019 campaign.
- Recorded a 10-game hitting streak from Aug. 9-19 (14-for-37) and ended his season on a nine-game hitting streak, from Aug. 25-Sept. 2 (15-for-34).
- After the season, was added to Toronto's 40-man roster to protect him from the Rule 5 Draft.





GRICHUK RANDAL

15

OUTFIELDER

BIRTHDATE August 13, 1991
 OPENING DAY AGE 29
 BIRTHPLACE Rosenberg, TX
 RESIDENCE Rosenberg, TX
 TWITTER @RGrich15

BATS/THROWS R/R
 HEIGHT/WEIGHT 6-2/215
 CONTRACT STATUS signed thru 2023
 M.L. SERVICE 6.033
 OPTIONS USED 3 of 3

PERSONAL:

- Randal Alexander Grichuk...Pronounced GRICH-ick.
- Played in the Little League World Series in 2003 and 2004 for Lamar (Texas)...Batted .632 (12-for-19) with four homers and 11 RBI in his 12-year-old season at the LLWS, helping Lamar to a 3rd-place finish.
- Played for Team USA in the 2007 World Youth Baseball Championship in Venezuela, hitting three home runs en route to the Gold Medal.
- Played high school baseball at Lamar Consolidated HS in Rosenberg, TX...Hit .613 with a nation-leading 21 home runs to go with 46 RBI in 28 games in his senior year...Combined for 38 home runs over his junior and senior seasons...Signed a letter of intent with the University of Arizona.
- Selected ahead of **Mike Trout** in back-to-back Los Angeles Angels picks (24th and 25th overall) in the 2009 draft.

LAST SEASON:

- Led the team with 35 RBI (T-13th in the AL) and registered a team-high 18 multi-hit games (T-8th in the AL).
- Batted .328 (20-for-61) with a .950 OPS vs. left-handed pitchers, including four doubles and four home runs.
- Hit his **1st home run** of 2020 on Aug. 14 vs. TB, ending a career-long streak of 11 singles without an extra-base hit.
- Recorded multiple hits in a career-best five consecutive games from Aug. 15-19.
- On Aug. 16 vs. TB, took the injured **Bo Bichette's** spot at 2nd in the order and **homered** in his 1st plate appearance...Gave him extra-base hits in three straight games after registering none in his first 11 contests.
- Drove in a season-high four runs and hit his **3rd homer**, all in his last four games, on Aug. 17 at BAL...Along with **Cavan Biggio**, became the 7th duo since 1920 (when RBI became a stat) to bat in the top two spots of the order and drive in all 7+ runs for a team...Homered in consecutive games for the 17th time in his career.
- Belted a **two-run blast** on Aug. 18 at BAL, homering in three straight games for the 4th time in his career...Had four RBI in back-to-back games for the 1st time in his career...His 14 homers vs. BAL became his most vs. any team (13 vs. NYY).
- Homered **twice** on Aug. 19 at BAL for his 9th career multi-HR game...Homered in four straight games to match a personal best streak (July 21-24, 2017)...Finished with 11 RBI in the series, tied for 2nd most by a Blue Jay in a three-game series (1st: **Josh Phelps** - 13 vs. SEA in 2004)...Became the 3rd batter in team history with at least five homers and 13 RBI over any four-game span, joining **Otto Velez** (1980) and **George Bell** (1987).
- Notched his **7th home run** (4th vs. LHPs) on Aug. 24 at TB, a three-run homer...Was his 4th 3+ RBI game in eight days.
- Connected for a game-winning two-run home run in the 10th inning on Aug. 28 vs. BAL...Was his 2nd career **walk-off homer** (also May 23, 2016 vs. CHC)...Gave him nine home runs for the year, all since Aug. 14, tied with **José Abreu** for the most in MLB over that time...Marked his 300th career extra-base hit.
- Registered his **10th home run** on Sept. 21 vs. NYY, ending a career-long 22-game homerless drought.
- Hit a **solo shot** on Sept. 25 vs. BAL and a **three-run blast** on Sept. 26 vs. BAL, homering in consecutive games for the 19th time in his career and 3rd time in 2020...Gave him seven home runs and 18 RBI vs. Baltimore, both the most by any player vs. one team during the 2020 season.
- Went 1-for-7 with a walk in the Wild Card round, his first playoff action since 2015.

Bold – career high; Red – league high

Year	Club and League	AVG	G	AB	R	H	2B	3B	HR	RBI	BB	IBB	SO	SB	CS	OBP	SLG	OPS	SH	FB	HPB
2009	AZL Angels (AZL)	.322	53	236	47	76	13	10	7	53	9	0	64	6	4	.352	.551	.903	3	4	4
2010	AZL Angels (AZL)	.327	12	49	7	16	3	2	4	10	3	0	9	0	0	.365	.714	1.079	0	0	0
	Cedar Rapids (MID)	.292	52	202	41	59	19	4	7	36	9	0	50	4	0	.327	.530	.857	0	1	2
2011	AZL Angels (AZL)	.333	7	24	2	8	1	1	0	6	2	0	4	0	0	.357	.458	.815	0	2	0
	Cedar Rapids (MID)	.230	32	122	12	28	7	4	2	13	6	0	29	0	1	.267	.402	.669	0	2	1
	Inland Empire (CAL)	.283	14	53	13	15	4	2	1	6	0	0	13	0	0	.316	.491	.807	0	1	3
2012	Inland Empire (CAL)	.298	135	537	79	160	30	9	18	71	23	3	92	16	6	.335	.488	.823	2	4	9
2013	Arkansas (TEX)	.256	128	500	85	128	27	8	22	64	28	2	92	9	5	.306	.474	.780	2	3	9
2014	Memphis (PCL)	.259	108	436	73	113	23	2	25	71	28	2	108	8	5	.311	.493	.804	0	2	6
	ST. LOUIS (NL)	.245	47	110	11	27	6	1	3	8	5	0	31	0	2	.278	.400	.678	1	0	0
2015	ST. LOUIS (NL)	.276	103	323	49	89	23	7	17	47	22	2	110	4	2	.329	.548	.877	0	1	4
2016	Memphis (PCL)	.272	23	81	12	22	4	1	6	18	2	0	14	0	0	.302	.568	.870	0	1	2
	ST. LOUIS (NL)	.240	132	446	66	107	29	3	24	68	28	0	141	5	4	.289	.480	.769	0	1	3
2017	Palm Beach (FSL)	.333	1	3	1	1	0	1	0	1	1	0	1	0	0	.500	1.000	1.500	0	0	0
	Springfield (TEX)	.250	1	4	1	1	0	0	1	3	0	0	2	0	0	.250	1.000	1.250	0	0	0
	Memphis (PCL)	.270	14	63	11	17	3	0	6	9	3	1	20	0	0	.313	.603	.916	0	0	1
	ST. LOUIS (NL)	.238	122	412	53	98	25	3	22	59	26	3	133	6	1	.285	.473	.758	0	2	2
2018	Dunedin (FSL)	.333	3	6	2	2	0	0	1	2	5	0	3	0	0	.636	.833	1.469	0	0	0
	New Hampshire (EAS)	.143	2	7	1	1	0	0	0	1	0	2	0	0	0	.250	.143	.393	0	0	0
	Buffalo (INT)	.250	2	8	1	2	0	0	1	2	1	1	3	0	0	.333	.625	.958	0	0	0
	TORONTO (AL)	.245	124	424	60	104	32	1	25	61	27	0	122	3	2	.301	.502	.803	0	3	8
2019	TORONTO (AL)	.232	151	586	75	136	29	5	31	80	35	0	163	2	1	.280	.457	.737	0	2	5
2020	TORONTO (AL)	.273	55	216	38	59	9	0	12	35	13	1	49	1	1	.312	.481	.793	0	2	0
	Minor Totals	.278	587	2331	388	649	134	44	101	365	121	9	506	43	21	.322	.504	.825	7	20	37
	MAJOR TOTALS	.246	734	2517	352	620	153	20	134	358	156	6	749	21	13	.295	.483	.778	1	11	22



WILD CARD RECORD

Year	Club and Opp.	AVG	G	AB	R	H	2B	3B	HR	RBI	BB	IBB	SO	SB	CS	OBP	SLG	OPS	SH	SF	HBP
2020	TOR vs. TB	.143	2	7	0	1	0	0	0	0	1	0	5	0	0	.250	.143	.393	0	0	0

DIVISION SERIES RECORD

Year	Club and Opp.	AVG	G	AB	R	H	2B	3B	HR	RBI	BB	IBB	SO	SB	CS	OBP	SLG	OPS	SH	SF	HBP
2014	STL vs. LAD	.188	4	16	2	3	0	0	1	1	1	0	7	0	0	.235	.375	.610	0	0	0
2015	STL vs. CHL	.250	4	8	2	2	0	0	1	1	0	0	4	0	0	.250	.625	.875	0	0	0
TOTALS		.208	8	24	4	5	0	0	2	2	1	0	11	0	0	.240	.458	.698	0	0	0

LEAGUE CHAMPIONSHIP SERIES RECORD

Year	Club and Opp.	AVG	G	AB	R	H	2B	3B	HR	RBI	BB	IBB	SO	SB	CS	OBP	SLG	OPS	SH	SF	HBP
2014	STL vs. SF	.158	5	19	1	3	0	0	1	2	0	0	6	0	0	.158	.316	.474	0	0	0

HOME RUN BREAKDOWN

Total	ONE GAME											
	H	A	2	3	4	GS	LO	XN	IP	PH	RHP	LHP
134	80	54	9	0	0	2	0	2	0	3	93	41

TRANSACTIONS

- Selected by the Los Angeles Angels in the 1st round (24th overall) of the 2009 First-Year Player Draft
- Traded to the St. Louis Cardinals along with OF Peter Bourjos in exchange for IF David Freese and RHP Fernando Salas on November 22, 2013
- On disabled list (lower back strain) from April 17-May 15, 2015
- On disabled list (right elbow strain) from August 17-September 5, 2015
- On disabled list (lower back strain) from July 10-20, 2017
- Traded to the Toronto Blue Jays in exchange for RHP Dominic Leone and RHP Conner Greene on January 19, 2018
- On disabled list (right knee sprain) from April 30-May 31, 2018

GAME HIGHS

ML Debut	April 28, 2014 vs. MIL	Stolen Bases	2 – May 6, 2017 at ATL
Runs	4 – Sept. 20, 2016 at COL	Last ML Home Run	Sept. 26, 2020 vs. BAL
Hits	4 – 5x, last: Aug. 4, 2019 at BAL	Longest Hitting Streak	11G – Sept. 6-16, 2019
Home Runs	2 – 9x, last: Aug. 19, 2020 at BAL	Longest On-Base Streak	17G – April 20-May 7, 2017
RBI	6 – July 18, 2015 vs. NYM	Longest Hitless Streak	26AB – March 31-April 9, 2016

MILESTONES

Category	Date	Opponent	Pitcher	Notes
Hit	1 April 29, 2014	Milwaukee	Lohse	Single
Home Run	1 June 7, 2014	at Toronto	Buerhle	1R
Multi-HR Game (9)	9 Aug. 19, 2020	at Baltimore	Milone, Milone	1R, 2R
Grand Slam HR	1 Aug. 13, 2016	at Chicago (NL)	Smith	8th inning
	2 Sept. 18, 2019	at Baltimore	Castro	9th inning
Walk-off HR	1 May 23, 2016	Chicago (NL)	Warren	1R, 9th inning
	2 Aug. 28, 2020	Baltimore	Sulser	2R, 10th inning
Extra-Inning HR	1 Aug. 5, 2015	at Cincinnati	Axelrod	1R, 13th inning
	2 Aug. 28, 2020	Baltimore	Sulser	2R, 10th inning
Pinch-hit HR	1 Sept. 20, 2014	Cincinnati	Dennick	1R, 6th inning
	2 Sept. 8, 2015	Chicago (NL)	Hammel	2R, 7th inning
	3 Aug. 11, 2016	at Chicago (NL)	Wood	1R, 7th inning
RBI	1 May 4, 2014	at Chicago (NL)	Hammel	Triple
Stolen Base	1 May 26, 2015	Arizona	Bradley C-Gosewisch	2nd base

PROFESSIONAL CAREER:**MINORS:**

- Played in 53 games for the AZL Angels in his 1st season of professional baseball in 2009...Led the league in hits (76), triples (10) and at-bats (236) while ranking 2nd in RBI (53), extra-base hits (30) and total bases (130).
- Suffered injuries stemming from a torn ligament and a broken left wrist while diving for a ball, limiting him to 64 games in 2010.
- Suffered a broken knee cap from a foul ball during Spring Training in 2011, putting him on the disabled list until July 10 when he started playing for the AZL Angels...Then played at three different levels throughout the season (Rookie, A, A+)
- and combined to hit .256 with five home runs.
- Played 135 games for Advanced-A Inland Empire in 2012...Ranked T-2nd in the league in at-bats (537), 2nd in hits (160), 2nd in total bases (262) and T-4th in triples (9)...Led Inland Empire in runs (85), hits and triples.
- After the 2012 season, played for Scottsdale in the Arizona Fall League where he hit .228 (13-for-57) over 16 games.
- Was selected as an MLB.com Organizational All-Star for 2012...Ranked as the Angels' No. 6 prospect by Baseball America.
- Played exclusively for Double-A Arkansas in 2013...Was one of only two players in Minor League Baseball with at least 20 doubles, eight triples and 20 home runs (**Scott Schebler**)...Led the Texas League in runs scored (85) and extra base hits (57) while ranking 2nd in total bases (237).



2014:

- Began his first year in the St. Louis organization at Triple-A Memphis but joined the Cardinals three separate times during the season.
- Was recalled to St. Louis on April 28 and made his **MLB debut** that night vs. MIL, coming off the bench and playing both right field and center field (0-for-2)...Picked up his 1st Major League hit with a single off **Kyle Lohse** a day later.
- Collected his 1st RBI with a triple on May 4, 2014 at CHC.
- Hit his 1st home run off **Mark Buerhle** on June 7, 2014 at TOR.
- Slugged .435 vs. left-handed pitchers, including all three of his home runs.
- Was recalled for the final time of the season on Aug. 26 and batted .318 (21-for-66) in the remaining 28 games with an OPS of .823...Went 6-for-18 (.333) as a pinch-hitter and had five hits in his first six pinch-hit at-bats...Had an RBI in three consecutive games (Sept. 18-20) which included home runs in back-to-back games vs. CIN on Sept. 19 and 20...His home run on Sept. 20 was his 1st career pinch-hit homer, a 448-foot solo shot.
- Scored from second base on a wild pitch on Sept. 27, 2014 at ARI.
- Started each of the Cardinals' nine postseason games in right field...Batted .171 (6-for-35) with two HR and three RBI, hitting safely in six games.
- Homered off **Clayton Kershaw** in his 1st postseason plate appearance, at Dodger Stadium in Game 1 of the 2014 NLDS... Became the 6th Cardinals player to homer in his first postseason game, the 2nd Cardinals rookie to homer in his first postseason plate appearance (**George Watkins**, Game 2 of the 1930 WS vs. PHI) and the 3rd Cardinals rookie to homer in his first game, joining **Watkins** and **Mike Shannon** (Game 1 of the 1964 WS vs. NYY).
- Hit a game-tying home run in Game 3 of the 2014 NLCS at SF off **Tim Hudson** in the 7th inning, the 1st of his career vs. a right-handed pitcher.
- Rated as the No. 4 prospect in the Cardinals organization by Baseball America after the season...Was also listed as the "Best Athlete" and "Best Power Hitter" in the Cardinals' organization by Baseball America's "Best Tools" survey.

2015:

- Ranked among MLB rookie leaders in several categories despite having 50 less games played and almost half as many at-bats as most other rookie leaders...Had 47 extra-base hits, 2nd among rookies (**Kris Bryant**-62), out of 89 total hits on the season (53%)...Among NL rookies, tied for 1st in triples (7) while ranking 4th in home runs (17) and 6th in doubles (23)...His seven triples ranked T-5th in the NL and were the most by a Cardinal since **Matt Carpenter** had seven in 2013.
- Had his 1st career multi-HR game on June 20 at PHL.
- Went 3-for-3 with two home runs and a career-high six RBI on July 18 vs. NYM, reaching in all five PAs (HBP, BB).
- Homered for the game-winning RBI in the 13th inning on Aug. 5 at CIN, the 1st extra-inning blast of his career.
- Hit a 451-foot home run in a pinch-hit at-bat on Sept. 8, his 2nd career PH-HR.
- Named to the 2015 Topps MLB All-Star Rookie Team as an outfielder and shared St. Louis BBWAA Rookie of the Year honours with **Stephen Piscotty**.

2016:

- Posted career highs in nearly all offensive categories, including home runs (24), RBI (66), doubles (29), hits (107), runs (66) and extra-base hits (56)...Was 6-for-14 (.429) with a home run as a pinch-hitter, including a pinch-HR on Aug. 11 at CHI, in his first game back after a recall from Memphis.
- Walked a career-high three times on April 10 at ATL.
- Scored in a career-high six straight games from April 10-16, including one as a pinch-hitter.
- Homered in consecutive games three times during the 2016 season (April 14-15, July 10-15, Aug. 23-24).
- Hit his 1st career walk-off home run on May 23 vs. CHI (off **Adam Warren**).
- Went 3-for-3 on his 25th birthday on Aug. 13, 2016 at CHI...Became the 5th Cardinal to hit a grand slam on his birthday, joining **Colby Rasmus** (2010), **Todd Zeile** (1993), **Ted Simmons** (1974) and **Julian Javier** (1961).
- His seven home runs in August were a career best and his 15 extra-base hits that month ranked T-8th in the NL.
- Hit 10 homers over 23 games from Aug. 11 to Sept. 6, T-4th in MLB over that period...His 20 extra-base hits ranked 2nd (**Brian Dozier**-24)...Had eight consecutive hits for extra bases from Aug. 11-19 (4-2B, 1-3B, 3-HR).
- Put together a career-best nine-game hit streak from Sept 2-10 (.353 AVG, 12-for-34).
- Led the Cardinals with 14 extra-base hits, nine doubles and 18 RBI in Sept./Oct.

2017:

- Of his 22 home runs, 15 were solo homers and 17 of the 22 were hit in the No. 7 position or later in the lineup (T-3rd in NL).
- Homered on Opening Day and also the final day of the regular season.
- 50 of his 98 hits (51%) went for extra-bases...Ranked 2nd on St. Louis behind **Matt Carpenter** (194) with 153 extra-base hits from 2015-2017.
- Hit six home runs against the Cubs, the most by any opposing player...Went 16-for-45 (.356) in 14 games vs. CHC with 2-2B, 1-3B and 6-HR for an OPS of 1.240.
- Recorded his 2nd career walk-off hit with an RBI single off **Mike Montgomery** vs. CHI in an Opening Day win on April 2.
- Hit a two-run HR with two out off **Roberto Osuna** to tie the game in the bottom of the 9th inning on April 27 vs. TOR (GM1).
- Stole two bases on May 6 at ATL for his 1st career multi-steal game.
- Posted a season-high five RBI on June 29 at ARI, one shy of his career best (July 18, 2015 vs. NYM).
- Landed on the disabled list with a lower back strain from July 10-20.
- Homered in four straight games from July 21-24, matching **Dexter Fowler** for the longest streak by a Cardinal in 2017.
- Recorded his 1st four-hit game on July 26 vs. COL (4-for-5, R, K).
- Hit his 20th home run of the year on Sept. 10 vs. PIT, giving him back-to-back seasons of 20+ homers.

TORONTO, MOST CONSECUTIVE HITS FOR EXTRA BASES - ALL-TIME

Rank	Player	Streak	Start Date - End Date
1	Jose Cruz Jr.	11	07/03/2000 - 07/18/2000
2	Randal Grichuk	10	09/15/2018 - 09/28/2018
2	Kevin Pillar	10	04/24/2018 - 05/01/2018
2	Adam Lind	10	08/29/2009 - 09/04/2009
4	Three Players	9	--



2018:

- Set a career high with 25 home runs (24 in 2016) which tied **Justin Smoak** for the team lead.
- Also set career bests with 32 doubles and 58 extra-base hits...His 55.8 XBH% (58/104) ranked 3rd highest among all qualified batters.
- Tied for 2nd in the AL with 36 extra-base hits after the All-Star break (21-2B, 1-3B, 14-HR).
- Went 36-for-119 (.303) with 13-2B, 1-3B, 9-HR and 18-RBI over his last 34 games.
- Hit his **1st home run** as a Blue Jay on March 30 vs. NYY.
- Doubled on April 9 at BAL to snap his career-long 0-for-26 drought, six more at-bats than his previous long (2x, last: April 25 - May 1, 2016).
- Was placed on the DL with a right knee sprain from April 30-May 31.
- Hit his **3rd home run** on June 3 at DET, a two-run shot in the 8th inning...Also doubled for his 2nd multi-XB game (April 17 (1) vs. KC: 2B, HR)...Marked his first road HR since Sept. 1, 2017 at SF.
- On June 8 vs. BAL, hit his **4th home run** of the season, a solo shot in the 5th inning to put the Jays up, 2-1...Marked his 20th career go-ahead HR.
- Hit his **5th homer** on June 9 vs. BAL, the 3rd of his last five contests...Homered in back-to-back games for the 1st time as a Blue Jay (last: Aug. 30-Sept. 1, 2017).
- Hit a pair of solo homers for his 3rd career **multi-HR** game on June 17 vs. WAS (last: July 8, 2015 vs. NYM)...Added an RBI single for a season-best four-RBI game.
- Hit a **471-foot home run** on June 25 at HOU, the longest by a Blue Jay in 2018.
- Tied a career best with four hits on Aug. 4 at SEA (also July 26, 2017 vs. COL).
- Homered in back-to-back games for the 2nd time of the season on Aug. 8 and 9 vs. BOS (also June 8-9 vs. BAL)...Had three RBI in consecutive games for the 1st time in his career.
- On Aug. 28 at BAL, recorded his 19th home run and singled three times to tie a career high with four hits (3rd time).
- On Aug. 29 at BAL, doubled twice, singled and walked to reach base four times in consecutive games for the 1st time in his career.
- Homered twice in a game for the 4th time in his career on Sept. 8 vs. CLE...Marked his **20th** and **21st** home runs, hitting the 20-HR mark for the 3rd straight year.
- Recorded his 5th career **multi-HR** game and 3rd of the season on Sept. 15 at NYY...The three multi-HR efforts led the team.
- Hit his **25th HR** to set a career high (24 in 2016) on Sept. 26 vs. HOU.
- Notched a pinch-hit, bases-loaded **triple** on Sept. 28 at TB, the first by a Blue Jay since **Jason Smith** did so on April 4, 2007 at DET.
- Each of his 10 hits go for extra-bases (5-2B, 1-3B, 4-HR) from Sept. 15-28, one shy of a franchise record (**Jose Cruz Jr.** - 11 in 2000).

2019:

- Set career highs in games (151), runs (75), hits (136), home runs (31), RBI (80), walks (35) and strikeouts (163).
- Led the team in games played, runs, hits, doubles (29), triples (5), home runs and RBI.
- Nominated for the Hank Aaron Award as the Blue Jays' top hitter.
- Was also Toronto's 2019 Roberto Clemente Award nominee...The award is bestowed annually to the player who best represents the game of baseball through extraordinary character, community involvement, philanthropy and positive contributions, both on and off the field.
- Hit his **1st home run** of the season on April 1 vs. BAL, ending a 0-for-14 drought to start the year...Added a double in the 9th inning.
- Signed a five-year contract extension (through 2023) worth \$52 million on April 2.
- Hit two solo homers on April 3 vs. BAL for his 6th career **multi-HR** game.
- On April 16 at MIN, drew three walks in a game for the 2nd time in his career (also April 10, 2016 at ATL).
- Belted a **469-foot home run** on May 31 at COL, which was the longest by a Blue Jay in 2019...Has hit the three longest home runs on the team since he arrived in 2018.
- Connected for his **10th homer** of the season on June 4 vs. NYY, his 7th to give the Blue Jays their first run(s) of the game.
- Hit a pair of homers on June 5 vs. NYY for his 7th career **multi-HR** game...Homered in consecutive games for the 14th time in his career (2nd time in 2019).
- Tied a career high with a **four-hit game** on July 1 vs. KC (4th time, last: Aug. 28, 2018 at BAL)...Reached the 500-hit mark for his career.
- Singled, tripled and homered (17th) in the same game for the 1st time in his career on July 29 vs. KC.
- Singled twice and doubled twice on Aug. 4 at BAL to tie a career high in hits for the 5th time, and 2nd time during the season (July 1 vs. KC).
- Hit his **19th homer** of the season on Aug. 7 at TB, his 3rd in nine games on the road trip.
- Notched his **20th home run** on Aug. 9 vs. NYY, reaching the 20-HR mark for the 4th straight season.
- Belted his **22nd homer** of the campaign on Aug. 13 vs. TEX...Marked his 300th career RBI...Homered in consecutive games for the 15th time in his career.
- Followed up a **Vladimir Guerrero Jr.** home run with **his own** on Aug. 16 vs. SEA, helping Toronto set a new franchise-record with its 12th set of back-to-back homers of the season (11 in 1999).
- Hit his **24th home run** of the season and his 12th career interleague home run on Sept. 2 at ATL.
- On Sept. 8 at TB, recorded his **25th homer** to tie a career high (2018).
- Set a career mark with his **26th home run** on Sept. 13 vs. NYY.
- Recorded his 8th career **multi-HR** game and his 3rd of the season on Sept. 15 vs. NYY...Gave him eight homers vs. NYY, the most by any player in 2019...Became the 20th player all-time with eight home runs against the Yankees in a single season.
- On Sept. 17 at BAL, **homered** in consecutive games for the 16th time in his career and the 4th time of the campaign.
- Belted his **2nd career grand slam** with two out in the 9th inning to give the Blue Jays a 10-9 lead on Sept. 18 at BAL...Became the 5th player in club history with a slam in the 9th inning or later when down three runs...Reached the 30-HR mark for the 1st time...Homered in three straight games for the 3rd time in his career (2x in 2017).
- Put together a career-long 11-game hitting streak from Sept. 6-19...Hit .283 (13-for-46) with four doubles, a triple and six home runs over that span...The streak was tied with **Bo Bichette** for the longest by a Blue Jay in 2019.
- Hit his **31st homer** to extend his career high on Sept. 23 vs. BAL.



NON-ROSTER

GROSHANS JORDAN

77

INFIELDER

BIRTHDATE November 10, 1999
 OPENING DAY AGE 21
 BIRTHPLACE Magnolia, TX
 RESIDENCE Magnolia, TX
 TWITTER @groshansj10

BATS/THROWS R/R
 HEIGHT/WEIGHT 6-3/200
 CONTRACT STATUS signed thru 2021
 M.L. SERVICE 0.000
 OPTIONS USED 0 of 3

PERSONAL:

- Jordan Groshans.
- His brother, **Jaxx Groshans**, was drafted by Boston in the 5th round in 2019.
- Drafted by the Blue Jays out of Magnolia High School (TX) in the same year as his teammate, **Adam Kloffenstein**, was also selected by Toronto...Named a 2017 Perfect Game All-American.
- Ranked by Baseball America as Toronto's 2nd-best prospect heading into 2020 and is ranked 3rd heading into 2021 (34th overall in MLB)...Listed at 46th overall by MLB Pipeline.

LAST SEASON:

- Invited to Summer Camp at Rogers Centre in July.
- Spent the regular season at the club's alternate training site in Rochester, NY.

Bold – career high; Red – league high

Year	Club and League	AVG	G	AB	R	H	2B	3B	HR	RBI	BB	IBB	SO	SB	CS	OBP	SLG	OPS	SF	SH	HBP
2018	GCL Blue Jays (GCL)	.331	37	142	17	47	12	0	4	39	13	0	29	0	0	.390	.500	.890	0	2	2
	Bluefield (APP)	.182	11	44	4	8	1	0	1	4	2	0	8	0	0	.229	.273	.502	0	1	1
2019	Lansing (MID)	.337	23	83	12	28	6	0	2	13	13	0	21	1	1	.427	.482	.909	0	0	0
Minor Totals		.309	71	269	33	83	19	0	7	56	28	0	58	1	1	.376	.457	.833	0	3	3

TRANSACTIONS

- Selected by the Toronto Blue Jays in the 1st round (12th overall) of the 2018 First-Year Player Draft

PROFESSIONAL CAREER:

MINORS:

- Played his first season of pro ball in 2018, splitting time between the GCL (37G) and Rookie-level Bluefield (11G)...Combined to hit .296 with 13 doubles and five home runs over 48 games.
- Spent his entire 2019 campaign with Class-A Lansing where he hit .337 with a .909 OPS.
- Was limited to 23 contests due to a left foot injury which shut him down in May for the remainder of the season.

TORONTO, YOUNGEST PLAYERS TO HIT FIRST HOME RUN - ALL-TIME

PLAYER	DATE	OPPONENT	AGE
Vladimir Guerrero Jr.	05/14/2019	at SF	20 years, 59 days
Danny Ainge	06/02/1979	at SEA	20 years, 77 days
Paul Hodgson	09/19/1980	at BAL	20 years, 158 days
Lloyd Moseby	05/25/1980	vs. NYY	20 years, 202 days
Travis Snider	09/04/2008	vs. MIN	20 years, 215 days
Vernon Wells	09/13/1999	vs. NYY	20 years, 279 days





GUERRERO JR. VLADIMIR

27
INFIELDER

BIRTHDATE March 16, 1999
 OPENING DAY AGE 22
 BIRTHPLACE Montreal, QC
 RESIDENCE Nizao, DR
 TWITTER NA

BATS/THROWS R/R
 HEIGHT/WEIGHT 6-2/240
 CONTRACT STATUS signed thru 2021
 M.L. SERVICE 1.157
 OPTIONS USED 0 of 3

PERSONAL:

- Vladimir Guerrero Jr.
- Son of nine-time All-Star and 2004 AL MVP **Vladimir Guerrero**, who was inducted into the Hall of Fame in 2018 with Vladimir Jr. in attendance...Nephew of former Major Leaguer **Wilton Guerrero**.
- Signed by the Toronto Blue Jays as a 16-year-old on July 2, 2015...Was ranked 4th on MLB.com's Top 30 International Prospects list at the time.
- Ranked as the 3rd-best prospect by both Baseball America and MLB prior to the 2018 season...Ranked 4th by Baseball Prospectus.
- Listed as the top overall prospect heading into the 2019 season by MLB, Baseball America and Baseball Prospectus...Was rated with an 80 hit tool for the second straight year, the highest ever given out by MLB Pipeline.

LAST SEASON:

- Was one of 15 players in MLB to play in all 60 games.
- Batted .323 (32-for-99) with seven doubles, five home runs and 22 RBI in 26 games at Sahlen Field (.945 OPS).
- Hit his [1st home run](#) of the season on July 28 at WAS...Had last homered on Aug. 22, 2019 vs. LAD, ending a drought of 31 games and 138 plate appearances.
- Laced a 115.9 MPH [home](#) with a 16° launch angle on Aug. 21 at TB, the lowest angle for a fence-clearing home run in MLB during 2020 and the hardest hit home run of his career.
- Extended his hitting streak to a career-high 10 games as he notched his [5th home run](#) of the season on Aug. 28 vs. BAL... Was his 20th career homer and his 1st hit to right field.
- Put together a career-long 12-game hitting streak from Aug. 19-30 (9G from July 7-Aug. 25, 2019)...Was the 2nd longest by a Blue Jay in 2020 (**Teoscar Hernández** - 15G)...Went 16-for-44 (.364) with four doubles, a triple, two homers and 11 RBI over that stretch (.440 OBP, 1.076 OPS).
- On Sept. 5 at BOS, recorded his [6th home run](#) of 2020 and his 1st career long-ball at Fenway.
- Stole his 1st career base while going 2-for-4 with a walk and two RBI on Sept. 7 vs. NYY.
- Finished a triple shy of the cycle on Sept. 15 at NYY for his 1st [three-hit game](#) of the year.
- Picked up his [2nd triple](#) of the season (4th career) on Sept. 21 vs. NYY...Was the only Blue Jay with multiple triples in 2020.
- Drove in three runs on Sept. 23 vs. NYY to reach 100 career RBI...At 21 years and 191 days old, became the youngest in team history to reach the milestone.
- Went 3-for-4 with his [8th home run](#) on Sept. 24 vs. NYY, his 5th go-ahead homer.
- In the final game of the regular season, on Sept. 27 vs. BAL, hit his [9th home run](#), which was his 6th to break a tie.
- Went 0-for-3 and was hit by a pitch in Game 1 of the ALWC...Started as the designated hitter in Game 2 and recorded his 1st career postseason hit as he [singled](#) in the 6th inning...At 21 years and 198 days old, became the youngest player in team history to record a playoff hit, surpassing teammate **Alejandro Kirk** who set the mark a night earlier (21.328)...Was the 2nd youngest player in MLB history to start at DH in the postseason, trailing Oakland's **Claudell Washington** (21.035 on Oct. 5, 1975 at BOS) and supplanting Kirk's mark from the night before.
- Played 10 games for the Leones del Escogido in the Dominican Winter League following the season and batted .359 (14-for-39) with four doubles, two homers and 11 RBI for a .996 OPS.

Bold – career high; Red – league high

Year	Club and League	AVG	G	AB	R	H	2B	3B	HR	RBI	BB	IBB	SO	SB	CS	SLG	OBP	OPS	SH	SF	HBP
2016	Bluefield (APP)	.271	62	236	32	64	12	3	8	46	33	1	35	15	5	.359	.449	.808	0	5	2
2017	Lansing (MID)	.316	71	269	53	85	21	1	7	45	40	2	34	6	2	.409	.480	.889	0	4	5
	Dunedin (FSL)	.333	48	168	31	56	7	1	6	31	36	1	28	2	2	.450	.494	.944	0	3	2
2018	GCL Blue (GCL)	.333	3	9	3	2	0	0	0	1	0	1	0	0	0	.400	.556	.956	0	0	0
	Dunedin (FSL)	.500	1	4	1	2	1	0	0	2	0	0	0	0	0	.500	.750	1.250	0	0	0
	New Hampshire (EAS)	.402	61	234	48	94	19	1	14	60	21	5	27	3	3	.449	.671	1.120	1	6	4
	Buffalo (INT)	.336	30	110	15	37	7	0	6	16	15	0	10	0	0	.414	.564	.978	0	2	1
2019	Dunedin (FSL)	.267	4	15	2	4	1	0	0	1	1	0	2	0	0	.353	.333	.686	0	0	1
	Buffalo (INT)	.367	9	30	7	11	1	0	3	8	4	0	2	1	0	.441	.700	1.141	0	0	0
2020	TORONTO (AL)	.272	123	464	52	126	26	2	15	69	46	0	91	0	1	.339	.433	.772	0	2	2
2020	TORONTO (AL)	.262	60	221	34	58	13	2	9	33	20	1	38	1	0	.329	.462	.791	0	0	2
Minor Totals		.331	289	1075	192	356	71	6	44	209	151	9	139	27	12	.414	.531	.945	1	20	15
MAJOR TOTALS		.269	183	685	86	184	39	4	24	102	66	1	129	1	1	.336	.442	.778	0	2	4

WILD CARD RECORD

Year	Club and Opp.	AVG	G	AB	R	H	2B	3B	HR	RBI	BB	IBB	SO	SB	CS	OBP	SLG	OPS	SH	SF	HBP
2020	TOR vs. TB	.143	2	7	0	1	0	0	0	0	0	0	4	0	0	.250	.143	.393	0	0	1

BIOGRAPHIES

LAST SEASON

HISTORY

RECORDS

OPPONENTS

PLAYER DEV.

MEDIA & MISC.



HOME RUN BREAKDOWN

Total	H	A	ONE GAME				GS	LO	XN	IP	PH	RHP	LHP
			2	3	4								
24	10	14	2	0	0	2	0	0	0	0	15	9	

TRANSACTIONS

- Signed by the Toronto Blue Jays on July 2, 2015

GAME HIGHS

ML Debut	April 26, 2019 vs. OAK	Stolen Bases	1 - Sept. 7, 2020 vs. NYY
Runs	3 - 4x, last: Aug. 12, 2019 vs. TEX	Last ML Home Run	Sept. 27, 2020 vs. BAL
Hits	3 - 15x, last: Sept. 24, 2020 vs. NYY	Longest Hitting Streak	12G - Aug. 19-Aug. 30, 2020
Home Runs	2 - 2x, last: Aug. 1, 2019 at BAL	Longest On-Base Streak	17G - July 18-Aug. 5, 2019
RBI	5 - July 30, 2019 at KC	Longest Hitless Streak	14AB - May 22-25, 2019

MILESTONES

Category	Date	Opponent	Pitcher	Notes
Hit	1 April 26, 2019	Oakland	Petit	Double
Home Run	1 May 14, 2019	at San Francisco	Vincent	1R
Multi-HR Game	1 May 14, 2019	at San Francisco	Vincent, Moronta	1R, 3R
	2 Aug. 1, 2019	at Baltimore	Wojciechowski, Tate	2R, 1R
Grand Slam HR	1 July 20, 2019	at Detroit	Soto	5th inning
	2 July 30, 2019	at Kansas City	Staumont	9th inning
RBI	1 May 4, 2019	at Texas	Lynn	Single

PROFESSIONAL CAREER:

MINORS:

- Played his first season of pro ball in 2016 for Rookie-level Bluefield where he slashed .271/.359/.449 over 62 games.
- Was named an MiLB.com Organizational All-Star, Appalachian League All-Star, and Baseball America Rookie All-Star at the end of the year.
- Started 2017 with Single-A Lansing...Over 71 contests for the Lugnuts, batted .316 with 21 doubles, a triple, seven home runs and 45 RBI while drawing 40 walks to go against just 34 strikeouts (.888 OPS).
- Was named a 2017 Mid-Season All-Star and was a Futures Game selection.
- Was promoted to Advanced-A Dunedin where he upped his average to .333 and his OPS to .944 across 48 games.
- Connected for seven doubles, a triple and six home runs while driving in 31 runs with 36 walks and 28 strikeouts.
- Helped Dunedin to a Florida State League Championship (co-winners with Palm Beach Cardinals due to Hurricane Irma).
- After his 2017 campaign, was named a Baseball America Minor League All-Star, Baseball America Low Class-A All-Star, MiLB.com Organizational All-Star and MiLB Post-Season All-Star.
- Went 7-for-13 (.538) across four spring training games with the Major League squad to start 2018, including a walk-off home run in Montreal vs. STL on March 27...His father also hit a walk-off homer at Olympic Stadium, a 10th-inning three-run blast on May 7, 2003 vs. SD.
- Was assigned to Double-A New Hampshire to begin the season.
- Slashed .402/.449/.671 (94-for-234) across 61 games for the Fisher Cats, including 19 doubles, one triple, 14 home runs and 60 RBI.
- Named a MiLB Player of the Month for May.
- Landed on the DL with a strained patellar tendon in his left knee from June 7-July 16.
- Named a Mid-Season All-Star.
- Shortly after driving to Cooperstown to see his father inducted in, was promoted to Triple-A Buffalo on July 31 and walked three times while scoring twice and driving in a run in his Triple-A debut vs. Lehigh Valley.
- Homered in four straight games from Aug. 8-11.
- Over 30 games for the Bisons, hit .336 (37-for-110) with a .414 OBP (15BB, 10K).
- Hit .381 across his 95 Minor League games during the 2018 season, 32 points better than the next qualified full-season player.
- Was named Player of the Week on three occasions (April 15-NH, May 6-NH, Aug. 12-BUF).
- At the end of the season, was named Baseball America Minor League Player of the Year, MiLB.com Organizational All-Star, Post-Season All-Star, and was dubbed as the minors' Top Third Baseman in MiLB.com's Toolshed 2018 edition.
- Played for the Surprise Saguaros in the Arizona Fall League where he batted .351 (27-for-77) with seven doubles and 17 RBI over 19 games.



2019:

- Among AL rookies, ranked 1st in hits (126), T-1st in doubles (26), T-3rd in extra-base hits (43), 3rd in walks (46), 3rd in RBI (69) and T-7th in home runs (15)...His .272 batting average was the highest by a qualified Toronto rookie since **Eric Hinske** hit .279 in 2002...Recorded 12 three-hit games, the most among AL rookies and 3rd most by a Blue Jays rookie all-time (**Bob Bailor** - 15 in 1977; **Alfredo Griffin** - 14 in 1979)...His 69 RBI for the season were 3rd most by a rookie in franchise history and 3rd most by a Canadian-born player while with the Blue Jays (**Russell Martin** - 77 in 2015 and 74 in 1916).
- Finished 7th in AL Rookie of the Year voting.
- Was named to Baseball America's All-Rookie Team.
- Had his contract selected on April 26...Made his **MLB debut** that night vs. OAK and **doubled** in his final at-bat (1-for-4) to set up the game-winning run...At 20 years and 41 days old, became the 5th youngest Blue Jays player to make his MLB debut and the 4th youngest Toronto player to record a hit.
- May 4 at TEX, singled to collect his **1st career RBI**...Drove in **Justin Smoak**, who himself collected his 1st career RBI on April 27, 2010 with a sac fly to score **Vladimir Guerrero Sr.**
- Hit a 118.9 MPH **single** on May 11 vs. CWS, the hardest hit ball by a Blue Jay in the Statcast era (since 2015)...Went 2-for-2 with two walks for his 1st career multi-hit game...At 20.056 years old, became the youngest player in team history to reach base four times in a game, and the 2nd youngest with a multi-hit game (**Brian Milner** - 18.221 on June 26, 1978 vs. BAL).
- Opened the scoring with his **1st career home run** on May 14 at SF...At 20 years and 59 days old, became the youngest player in franchise history to hit a home run, 18 days younger than **Danny Ainge** (June 2, 1979 at SEA)...Connected for another home run in the 6th, a **three-run blast**...Became the youngest in team history with a multi-HR game, ahead of **Travis Snider** (21.070 on April 13, 2009 at MIN) and the 15th youngest (19th time) all-time with a multi-HR effort (last: **Juan Soto** - 3x in 2018)...His home runs had exit velocities of 111.3 and 113.7 MPH, making him the 1st Blue Jay in Statcast history (since 2015) to hit two homers of at least 110 MPH in the same game...Added a single for his 1st career three-hit game...Became the 2nd youngest Blue Jay with a three-hit effort, behind **Brian Milner** (18.221 on June 26, 1978 vs. BAL)...His 1st four-RBI night made him the 26th youngest all-time to drive in 4+ runs in a game, and the youngest in team history as well, ahead of Lloyd Moseby (20.202 on May 25, 1980 vs. NYY).
- Notched his **4th homer** of the season on May 19 at CWS, all on the same six-game road trip.
- Claimed AL Player of the Week for May 13-19...Went 7-for-21 (.333) in six games, with four home runs, nine RBI and 3BB/1K for a 1.321 OPS.
- Hit the **5th homer** of his career and his 1st at home on May 22 vs. BOS...Became the 4th player in Blue Jays history at the time to hit 5+ HR in his first 21 career games (**Carlos Delgado** - 8; **Devon Travis** - 6; **Brett Lawrie** - 5)...Later in the year, **Bo Bichette** became the 5th with seven homers in his first 21 games.
- **HOME RUN DERBY:** Became the youngest player to ever take part in the Home Run Derby...Connected for 29 home runs in the 1st round, surpassing **Josh Hamilton** (28 in 2008) for the most all-time in a single round...Then hit another 29 bombs in the 2nd round, and needed extra time and a swing-off to best **Joc Pederson**, giving him 69 homers through two rounds of competition...Guerrero Jr.'s 22 home runs in the final were topped by **Pete Alonso's** 23...The 20-year-old's **91 home runs** on the night were 30 more than any player had ever produced in a single Home Run Derby (**Giancarlo Stanton** - 61 in 2016).
- Belted his **1st career grand slam** on July 20 at DET...At 20 years and 126 days old, became the youngest Blue Jay to hit a grand slam (**Brett Lawrie** - 21.204).
- On July 30 at KC, became the 2nd Blue Jays rookie all-time to hit two **grand slams** in a season, joining **Rowdy Tellez** who did so earlier in the year...Became the youngest player in MLB history to hit his first two grand slams...Also set a career high with five RBI, becoming the 4th youngest player (20.136) in AL history with a five-RBI game, behind **Mike Trout** in 2011 (20.023), **Rougned Odor** in 2014 (20.110) and **Al Kaline** in 1955 (20.119).
- **Homered twice** and doubled while driving in four runs on Aug. 1 at BAL...Became the 3rd youngest player in AL history with two multi-HR games, behind **Ken Griffey Jr.** (1989) and **Manny Machado** (2012)...Became the 3rd youngest player in AL history with 10+ total bases in a game, trailing **Buddy Lewis** (1936) and **Al Kaline** (1955)...Gave him 16 RBI over five games, making him the youngest player in MLB history with 16+ RBI over any five-game span.
- Collected 17 RBI in a six-game stretch from July 27-Aug. 2, joining **Mel Ott** (1929) as the only 20-year-olds in MLB history to accomplish the feat...Was the 2nd most RBI in a six-game span in team history (**Edwin Encarnacion** - 20 in 2015).
- Took AL Player of the Week for July 29-Aug. 4, becoming the 1st rookie in team history with two Player of the Week Awards (also May 13-19)...Went 13-for-26 (.500) over six games, with three doubles, three home runs and 11 RBI (1.497 OPS).
- Strung together a season-long nine-game hitting streak from July 27-Aug. 5, in which he hit .463 (19-for-41) with five doubles, four homers and 18 RBI.
- Recorded his **1st career triple** on Aug. 10 vs. NYY, driving in two runs in the 7th inning to put the Jays up, 5-4.
- Hit his **14th home run** of the campaign on Aug. 16 vs. SEA...His 54 RBI at the time tied for 2nd most all-time by a Blue Jay in his first 92 career games (**Josh Phelps** - 62, **Eric Hinske** - 54, **Devon Travis** - 54).
- Connected for his **15th home run** and his 10th on the road on Aug. 22 at LAD.
- Batted .310 (67-for-216) with 13 doubles, two triples, seven home runs, 43 RBI, 18 walks and 40 strikeouts over his last 56 games (.851 OPS)...His .310 AVG from July 19 through the end of the season was 11th best in the AL.
- Went 11-for-30 (.367) with a double, three home runs and eight RBI over eight games for Triple-A Buffalo (.700 SLG, 1.124 OPS)...Batted .267 (4-for-15) with a double and an RBI in four rehab games for Advanced-A Dunedin.

AL, YOUNGEST 10+ TOTAL BASES GAMES - ALL-TIME

Rank	Player	Year	Age	TB
1	Buddy Lewis	1936	20.041	10
2	Al Kaline	1955	20.119	13
3	Vladimir Guerrero Jr.	2019	20.138	10
4	Al Kaline	1955	20.196	10
5	Alex Rodriguez	1996	20.296	10

MLB, MOST HOME RUNS HIT IN A SINGLE DERBY - ALL-TIME

Rank	Player	Season	HR
1	Vladimir Guerrero Jr.	2019	91
2	Giancarlo Stanton	2016	61
3	Joc Pederson	2019	60
4	Pete Alonso	2019	57
5	Kyle Swarber	2018	55





GURRIEL JR. LOURDES

13

INFIELDER

BIRTHDATE October 10, 1993
 OPENING DAY AGE 27
 BIRTHPLACE Sancti Spiritus, Cuba
 RESIDENCE Vivi Mitchel, Haiti
 TWITTER @yunitogurriel

BATS/THROWS R/R
 HEIGHT/WEIGHT 6-4/215
 CONTRACT STATUS signed thru 2023
 M.L. SERVICE 2.094
 OPTIONS USED 3 of 4

PERSONAL:

- Lourdes Yunielki Gurriel Castillo Jr.
- Played for Sancti Spiritus and the Industriales of the Cuban National Series before defecting.
- In February of 2016, Lourdes and his brother, **Yulieski**, defected from Cuba after competing in the Caribbean Series in the Dominican Republic.
- Ranked as one of the top international prospects available following his defection.
- His eldest brother, **Yunieski**, played almost two decades in Cuba's Serie Nacional and also starred for Quebec in the Canadian-American Association.
- Their father, **Lourdes Gurriel Sr.**, played for Cuba's national team for 15 years and won a gold medal, two batting titles and a Most Valuable Player Award...He was also a national team manager.
- The brothers also had an uncle, great uncle and cousin who shone on the diamond in Cuba.
- Ranked as the Blue Jays' 5th-best prospect by Baseball America entering 2018.

LAST SEASON:

- Led the team with 64 hits, tied for 7th most among AL hitters.
- Ranked 6th in the AL with a .308 batting average while ranking 11th with a .534 slugging percentage.
- Led all AL hitters with a .350 road batting average and 43 road hits.
- His .351 AVG on breaking balls ranked 8th in MLB (4th in the AL).
- Nominated for a Gold Glove for his play in left field...Led all MLB left fielder in total chances (104) and putouts (100) while tied for 6th in assists (3)...According to *Stats Perform*, his 1.94 Range Factor/Game was the best among all qualified left fielders.
- Homered for the **1st time** in 2020 on July 28 at WAS, a solo go-ahead home run in the 4th inning...Had 11 of his first 32 career home runs hit as go-ahead blasts.
- On Aug. 20 vs. PHI, won Game 1 of a doubleheader with a **walk-off RBI single**...In Game 2, hit his **2nd home run** of the year.
- Won MLB Play of the Week (Aug. 17-23) for his **outfield assist** from the left-field corner to home plate on Aug. 21 at TB.
- Belted a **two-run homer** on Aug. 23 at TB, his 3rd home run of the season, giving him 10 RBI in his last seven games.
- Hit a **solo shot** on Aug. 24 at TB, homering in consecutive games for the 4th time in his career.
- Drove in both runs with a **home run** in the Jays' 2-1 win on Sept. 2 at MIA, his 5th long-ball and his 2nd go-ahead homer.
- Hit his 1st career **extra-inning home run**, a solo shot in the 10th inning on Sept. 3 at BOS...Homered in consecutive games for the 5th time in his career.
- Singled four times on Sept. 6 at BOS for his 2nd career **four-hit game** (also May 26, 2019 vs. SD).
- Named AL Player of the Week for Aug. 31-Sept. 6...Hit .467 (14-for-30) over eight games, including three doubles, two home runs and six RBI (.515 OBP, 1.282 OPS).
- Recorded two-run homers on **Sept. 13** vs. NYM and **Sept. 15** at NYY...Homered in consecutive games for the 6th time in his career and 3rd time in 2020.
- Slugged two solo shots for his 5th career **multi-HR** game on Sept. 17 at NYY...Added a single and a double, tying a career best with four hits for the 3rd time...The 11 total bases were a career high.
- Went **4-for-4** with his **11th home run** in total bases vs. BAL...Was one of four players in 2020 with 3+ four-hit games (**Tim Anderson** - 4, **DJ LeMahieu** - 4, **Jose Iglesias** - 3).
- Was 50-for-146 (.342) with 11 doubles, 10 home runs and 30 RBI in his last 40 games of the regular season (1.009 OPS)...Since that stretch began on Aug. 17, ranked 3rd in the AL in hits, 3rd in batting average, 3rd in total bases (78), T-3rd in extra-base hits (21), 4th in slugging (.623), 4th in OPS, T-5th in home runs and 6th in RBI.
- Made his postseason debut in Game 1 of the ALWC on Sept. 29 at TB...Went 2-for-4 on a **single** and a **double**...Became the 9th player in team history to record a multiple hits in his 1st career playoff game, and became the 10th with an extra-base hit in his 1st playoff game (**Cavan Biggio** was 9th earlier in the game).
- Became the 5th player in team history to record an **outfield assist** in the postseason when he threw out **Mike Brosseau** in the 1st inning of Game 2.

Bold - career high; Red - league high

Year	Club and League	AVG	G	AB	R	H	2B	3B	HR	RBI	BB	IBB	SO	SB	CS	OBP	SLG	OPS	SH	SF	HBP
2017	Dunedin (FSL)	.197	18	66	6	13	1	0	1	8	2	0	13	1	0	.217	.258	.475	0	1	0
	New Hampshire (EAS)	.241	46	170	20	41	10	0	4	28	10	0	30	2	0	.286	.371	.657	0	3	2
2018	New Hampshire (EAS)	.322	14	59	7	19	3	1	2	14	3	0	8	1	1	.354	.508	.862	0	2	1
	Buffalo (INT)	.293	37	147	20	43	8	0	5	30	4	0	34	3	2	.321	.449	.770	0	2	3
	TORONTO (AL)	.281	65	249	30	70	8	0	11	35	9	1	59	1	2	.309	.446	.755	1	2	2
2019	Buffalo (INT)	.276	31	123	18	34	13	0	4	26	3	0	23	0	2	.308	.480	.788	0	1	3
	TORONTO (AL)	.277	84	314	52	87	19	2	20	50	20	0	86	6	4	.327	.541	.868	1	3	5
2020	TORONTO (AL)	.308	57	208	28	64	14	0	11	33	14	0	48	3	1	.348	.534	.882	0	2	0
Minor Totals		.265	146	565	71	150	35	1	16	106	22	0	108	7	5	.299	.416	.715	0	9	9
MAJOR TOTALS		.287	206	771	110	221	41	2	42	118	43	1	193	10	7	.327	.508	.836	2	7	7

WILD CARD RECORD

Year	Club and Opp.	AVG	G	AB	R	H	2B	3B	HR	RBI	BB	IBB	SO	SB	CS	OBP	SLG	OPS	SH	SF	HBP
2020	TOR vs TB	.250	2	8	0	2	1	0	0	0	0	0	1	0	0	.250	.375	.625	0	0	0



HOME RUN BREAKDOWN

Total	H	A	ONE GAME				GS	LO	XN	IP	PH	RHP	LHP
			2	3	4								
42	23	19	5	0	0	0	0	1	0	0	25	17	

TRANSACTIONS

- Signed by the Toronto Blue Jays on November 12, 2016
- On disabled list (concussion) from July 15-21, 2018
- On disabled list (left ankle sprain) from July 30-August 23, 2018
- On injured list (left quad strain) from August 9-September 13, 2019
- On injured list (appendectomy) on September 25, 2019 for the remainder of the season

GAME HIGHS

ML Debut	April 20, 2018 at NYY	Stolen Bases	1 – 7x, last: July 31, 2019 at KC
Runs	3 – 2x, last: July 1, 2019 vs. KC	Last ML Home Run	Sept. 19, 2019 at BAL
Hits	4 – May 26, 2019 vs. SD	Longest Hitting Streak	12G – July 11-Aug. 24, 2018
Home Runs	2 – 4x, last: June 28, 2019 vs. KC	Longest On-Base Streak	15G – July 11-Aug. 28, 2018
RBI	4 – 2x, last: June 26, 2019 at NYY	Longest Hitless Streak	25AB – Sept. 21, 2018-April 3, 2019

MILESTONES

Category	Date	Opponent	Pitcher	Notes
Hit	1 April 20, 2018	at New York (AL)	Gray	Single
Home Run	1 April 28, 2018	Texas	Colon	1R
Multi-HR Game	1 June 27, 2018	at Chicago (AL)	Lopez, Lopez	1R, 1R
	2 Sept. 21, 2018	Tampa Bay	Castillo, Beeks	1R, 1R
	3 June 26, 2019	at New York (AL)	Paxton, Paxton	3R, 1R
	4 June 28, 2019	Kansas City	Duffy, Peralta	2R, 1R
	5 Sept. 17, 2020	at New York (AL)	Tanaka, Tanaka	1R, 1R
Extra-Inning HR	1 Sept. 3, 2020	at Boston	Valdez	1R, 10th inning
RBI	1 April 20, 2018	at New York (AL)	German	Single
Stolen Base	1 April 25, 2018	Boston	Rodriguez C-Vazquez	2nd base

PROFESSIONAL CAREER:

MINORS:

- Debuted with Sancti Spiritus in 2010 as a 16-year-old and was used as a pinch-hitter, hitting .200 in 15 at-bats over 16 games.
- In 2011, appeared in 55 games and batted .227 with three home runs and 16 runs batted in.
- In his final season with Sancti Spiritus (2012), hit .253 with four home runs and 32 RBI in 67 games.
- Joined the Industriales in 2013...Played 45 games and hit .218 with one home run and 17 RBI.
- Prior to the start of the 2014 season, represented Cuba at the 2014 Central American and Caribbean Games, earning the gold medal.
- Appeared in 63 games in 2014 and batted .308 with eight home runs and 42 RBI.
- With the Industriales in 2015, hit .344 with 10 home runs and 53 RBI.
- After the 2015 Cuban League season, agreed to a contract with the Yokohama DeNA BayStars of Nippon Professional Baseball (NPB), but did not appear in any games for the team and was placed on the restricted list.
- In August of 2016, was declared a free agent by Major League Baseball...Ranked as the 6th-best international prospect available at that time.
- In September, 2016, held a showcase of his skills at Rod Carew Stadium that was attended by 60 MLB scouts.
- Signed a seven-year, Major League contract with the Toronto Blue Jays while in Panama on November 12, 2016.
- Assigned to the Advanced-A Dunedin Blue Jays to start the 2017 season.
- Spent time on the disabled list from April 6-18 (thumb and hamstring).
- Re-injured his leg in his Minor League debut on April 19 (1-for-2, 2B, RBI) and returned to the DL from April 20-June 18.
- Promoted to Double-A New Hampshire on July 12 after 18 games with Dunedin (.197 AVG, 1-2B, 1-HR, 8-RBI).
- Slashed .241/.286/.371 over 46 games for the Fisher Cats, including 10 doubles, four homers and 28 RBI.
- Started 17 games at shortstop and 21 games at second base for New Hampshire.
- Played for the Peoria Javelinas in the Arizona Fall League after the 2017 season...Hit .291 (23-for-79) in 21 games (7-2B, 3-HR, 11-RBI).

MLB, LONGEST MULTI-HIT STREAKS - SINCE 1900

Rank	Player	Games	Start-End
1	Rogers Hornsby	13	07/05/1923-07/18/1923
2	Billy Herman	12	09/16/1935-04/14/1936
3	Lourdes Gurriel Jr.	11	07/11/2018-07/29/2018
3	Tony Perez	11	08/08/1973-08/20/1973
3	Paul Waner	11	06/03/1927-06/16/1927
3	Sam Rice	11	05/26/1925-06/03/1925
3	Joe Jackson	11	06/21/1912-06/30/1912



2018:

- Among AL rookies (min. 200 PA), ranked 4th in AVG (.281), 7th in SLG (.446) and 8th in OPS (.755).
- His 70 hits tied for 4th most all-time by a Toronto batter through his first 65 career games.
- Had an 11-game [multi-hit streak](#) from July 11-29, surpassing **Tony Fernandez** (9G in 1986) for the longest in franchise history...Was the longest by a rookie all-time and tied for the longest in AL history with **Sholess Joe Jackson** (1912) and **Sam Rice** (1925)...Became the 7th player since 1900 to record an 11+ game multi-hit streak (last: **Tony Perez** - 11 in 1973).
- Had hits in each of his 18 starts from June 21-Aug. 18, tied for the 4th longest streak in the Majors...Hit .423 (33-for-78) with 4-2B, 5-HR and 16-RBI over that span.
- Had a career-long 12-game hitting streak from July 11-Aug. 24 (.481, 26-for-54, 3-2B, 3-HR, 10-RBI), one game shy of **Justin Smoak** for the longest by a Blue Jay in 2018.
- Reached base in 15 straight games from July 11-Aug. 28 (.415/.449/.600).
- Hit .423 (30-for-71) over the course of July for the highest batting average in the AL...Was named AL rookie of the month, the 7th player in team history to claim the honour (last: **Devon Travis** - April, 2015).
- Was on the DL with a concussion from July 15-21 and landed there again from July 30-Aug. 23 with a left ankle sprain.
- Reached base safely in 37 of his last 44 starts (.311/.343/.482).
- Called up from Double-A New Hampshire on April 20...Recalled from Triple-A Buffalo on June 19 and July 2...Went 17-for-49 (.347) for the Fisher Cats (5-XBH, 11-RBI) and hit .281 (38-for-135) over 34 games for the Bisons, with 8-2B, 5-HR and 28-RBI.
- In his **MLB debut** on April 20 at NYY, drove in two runs with a 4th-inning [single](#) and added a [3rd RBI](#) with a single in his next at-bat...Became the 4th Blue Jay all-time with a 2+ hit and 3+ RBI MLB debut (**Pat Borders**, **Eric Hinske**, **J.P. Arencibia**).
- Hit his [1st career home run](#), a solo shot off **Bartolo Colon**, to start the 7th inning on April 28 vs. TEX.
- In Game 1 of a doubleheader on May 3 at CLE, hit his 1st career double...Went 3-for-5 for his 1st career three-hit effort...Put the Jays ahead, 8-7, with a single in the 7th.
- Notched his [3rd career home run](#) and went 2-for-4 for his 4th career multi-hit effort (21st game) on June 21 at LAA.
- On July 23 vs. MIN, became the 13th player in team history to record 5+ [homers](#) in his first 33 MLB games (12th player with 16+ RBI).
- Followed up a **Curtis Granderson** leadoff homer with a [home run](#) of his own on July 27 at CWS, starting a game with back-to-back home runs for the 4th time in franchise history...Added [another blast](#) for his 1st career multi-HR game...Added a double for his 3rd three-hit game and his 1st career 3-XBH game.
- Tied the game, 8-8, in the 9th inning with his [9th home run](#) on Sept. 20 vs. TB...Was his 1st game-tying HR and his 1st 9th-inning homer.
- On Sept. 21 vs. TB, homered [twice](#) for his 2nd career multi-HR game...Became the 14th player in team history to homer in three straight plate appearances and the 1st Blue Jays rookie to do so...Along with his brother, **Yuli** (HOU), became the 1st set of brothers in MLB history with multi-HR games on the same day.

2019:

- Limited to 84 games due to a stint with Triple-A Buffalo and two placements on the injured list.
- Snapped a career-long 0-for-25 drought with an infield single on April 3 vs. BAL...Added an RBI double for his 22nd career multi-hit effort (70th game).
- Became the 6th player in Blue Jays history to record a straight [steal of home](#) when he accomplished the feat on April 9 at BOS (last: **Kevin Pillar** - March 31, 2018 vs. NYY).
- Optioned to Triple-A Buffalo on April 15 (.273 AVG in 30G)...Recalled on May 24...Hit .273 (33-for-121) in 30 games for the Bisons while transitioning to the outfield (13-2B, 4 HR, 26 RBI).
- Recorded his [1st home run](#) of the season in his first game after being recalled, on May 24 vs. SD.
- Hit his [2nd homer](#) on May 25 vs. SD, homering in back-to-back contests for the 2nd time in his career (also Sept. 20-21, 2018 vs. TB).
- Belted a [solo shot](#) in the 4th inning on May 26 vs. SD...Homered in three consecutive contests for the 1st time in his career, doing so in each game since being recalled...Finished 4-for-4 with two RBI for his 1st career [four-hit game](#).
- Extended his career-best extra-base hit streak to seven games with a [double](#) on May 31 at COL.
- Notched his 1st career [triple](#) on June 8 vs. ARI.
- Recorded two assists while in left field on June 15 at HOU, becoming the 1st player in team history to have 2+ assists in a game within his first 19 career games in LF.
- Hit a [three-run home run](#) and a [solo shot](#) off of **James Paxton** for his 3rd career multi-HR game on June 26 at NYY...Tied a career high with his four-RBI day, having also done so 10 days earlier, on June 16, 2019 at HOU.
- Homered [twice](#) for his 4th career multi-HR game on June 28 vs. KC...Became the 4th player in team history with back-to-back multi-HR games (**Jesse Barfield** - 1983; **Edwin Encarnacion** - 2014; **Josh Donaldson** - 2017)...Gave him 14 home runs since his May 24 recall, the most in the Majors over that stretch.
- From May 24-June 28, led the AL in home runs (14), AVG (.352), SLG (.768), OPS (1.156) and total bases (96), while also leading all MLB outfielders with six assists.
- Recorded six consecutive multi-hit games from June 22-28, tied for the 5th longest streak in the Majors in 2019.
- On July 7 vs. BAL, hit his then team-leading [16th home run](#)...Became the 1st player ever to lead his team in home runs at the All-Star break after hitting 0 HR in the first 50 team games (*courtesy STATS*).
- Sent the game to extras with a [two-run homer](#) in the 9th inning on July 21 at DET, his 2nd career game-tying home run in the 9th (also Sept. 20, 2018 vs. TB).
- Hit his [19th homer](#) of the season on Aug. 7 at TB, becoming the fastest player to reach 30 career home runs in Blue Jays history (143 games).
- Landed on the IL with a left quad strain from Aug. 9-Sept. 13.
- Went 2-for-3 with a double in his first game back from the injured list, on Sept. 14 vs. NYY.
- On Sept. 19 at BAL, followed up a **Cavan Biggio** blast with his [20th home run](#) of the season, extending Toronto's club-record in back-to-back homers to 13 (11 in 2009)...Reached the 20-HR mark for the 1st time in his career.
- Missed the final four games of the season due to an appendectomy...Placed on the 60-day IL on Sept. 25.





HARRIS HOBIE

87
PITCHER

NON-ROSTER

BIRTHDATE June 23, 1993
 OPENING DAY AGE 27
 BIRTHPLACE McKinney, TX
 RESIDENCE McKinney, TX
 TWITTER @Hobie_10

BATS/THROWS R/R
 HEIGHT/WEIGHT 6-3/200
 CONTRACT STATUS signed thru 2021
 M.L. SERVICE 0.000
 OPTIONS USED 0 of 3

PERSONAL:

- Robert Harris.
- Attended McKinney High School in his hometown of McKinney, TX.
- Spent two seasons playing for Paris Junior College before transferring to the University of Pittsburgh...Posted a 3.82 ERA (39 ER/92.0 IP) while being used almost exclusively as a reliever at Pitt.

LAST SEASON:

- Pitched in one Spring Training game for the Blue Jays and struck out two of the three batters he faced in a clean inning.
- Spent the summer training in Allen, TX, at a gym operated by All-Stars **Torri Hunter** and **Matt Kemp**.
- Took part in Toronto's Fall Development League.

Bold - career high; Red - league high

Year	Club & League	W-L	ERA	G	GS	CG	SHO	SV	IP	H	R	ER	HR	HB	BB	IBB	SO	WP	BK	AVG
2015	GCL Yankees1 (GCL)	2-1	2.30	11	0	0	0	2	15.2	11	7	4	1	1	8	0	20	2	1	.180
	GCL Yankees2 (GCL)	0-0	0.00	1	0	0	0	1	1.1	1	0	0	0	0	0	0	0	0	0	.200
	Charleston (SAL)	0-0	6.23	2	0	0	0	0	4.1	5	3	3	1	0	1	0	4	0	0	.294
	Tampa (FSL)	0-0	18.00	2	0	0	0	0	2.0	3	5	4	0	1	4	0	1	0	0	.333
2016	Charleston (SAL)	2-4	2.60	23	0	0	0	1	52.0	43	19	15	2	1	21	2	59	8	2	.225
2017	Charleston (SAL)	1-0	2.36	18	0	0	0	1	26.2	19	8	7	0	6	8	0	37	6	0	.196
	Tampa (FSL)	2-3	2.89	16	0	0	0	1	28.0	26	9	9	2	1	15	1	28	4	0	.239
2018	GCL Yankees (GCL)	0-0	4.50	1	0	0	0	0	2.0	3	2	1	0	0	0	0	2	0	0	.429
	Tampa (FSL)	0-1	2.15	21	0	0	0	2	37.2	30	9	9	4	4	7	0	46	5	0	.217
	Trenton (EAS)	1-1	4.70	5	0	0	0	0	7.2	8	7	4	3	0	8	0	7	0	0	.258
2019	Tampa (FSL)	3-4	4.62	29	0	0	0	1	48.2	35	31	25	5	3	29	0	59	7	0	.198
Minor Totals		11-14	3.23	129	0	0	0	9	226.0	184	100	81	18	17	101	3	263	32	3	.219

TRANSACTIONS

- Selected by the New York Yankees in the 31st round of the 2015 First-Year Player Draft
- Selected by the Toronto Blue Jays in the Rule 5 Minor League Draft on December 12, 2019

PROFESSIONAL CAREER:

MINORS:

- Began his pro career in 2015, combining for a 4.24 ERA (11 ER/23.1 IP) with four different Yankees affiliates ranging from Rookie to Advanced-A.
- Made 23 relief outings in 2016, all for Class-A Charleston...Posted a 2.60 ERA and a 1.23 WHIP.
- Split his 2017 campaign with Charleston and Advanced-A Tampa...Kept a 2.36 ERA over 18 appearances for the River-Dogs and maintained a 2.89 ERA in his 16 games for Tampa for a combined effort of a 3-3 record with a 2.63 ERA (16 ER/54.2 IP) and 65 strikeouts.
- Missed six weeks due to injury in 2018 but managed to post a 2.66 ERA (14 ER/47.1 IP) over 27 games.
- Took part in the 2018 Arizona Fall League, keeping a 4.20 ERA (7 ER/15.0 IP) over nine contests for Glendale.
- Played exclusively for Tampa in 2019 and went 3-4 with one save, a 4.62 ERA and a .198 opponents' batting average.

NO SWEEPS

The 1992, the Toronto Blue Jays became only the 6th team in Major League history to complete a season without being swept in a series, joining the 1904 New York Giants, 1905 Philadelphia Athletics, 1910 Chicago Cubs, 1921 Cleveland Indians and the 1943 St. Louis Cardinals.





HATCH THOMAS

31

PITCHER

BIRTHDATE September 29, 1994
 OPENING DAY AGE 26
 BIRTHPLACE Tulsa, OK
 RESIDENCE Dallas, TX
 TWITTER @ThomasHatch27

BATS/THROWS R/R
 HEIGHT/WEIGHT 6-1/212
 CONTRACT STATUS signed thru 2021
 M.L. SERVICE 1.000
 OPTIONS USED 0 of 3

PERSONAL:

- Thomas Hatch.
- Attended Jenks High School (OK)...Was a 2012 and 2013 Under Armour All-American, and ranked as the top prospect in Oklahoma by ESPN.
- Selected by the Colorado Rockies in the 32nd round of the 2013 draft but did not sign.
- Played for Oklahoma State University and went 2-2 in his freshman season before missing all of 2015 with a strained ulnar collateral ligament in his right arm...Was named 2016 Big 12 Conference Pitcher of the Year after he went 9-3 with a 2.14 ERA over 19 starts, including four shutouts, as he led his team to the College World Series.

LAST SEASON:

- Named Toronto's Rookie of the Year by Baseball America.
- His 12.1 scoreless innings streak from Aug. 15-Sept. 13 was the longest by a Blue Jay this season.
- Held opponents to a .183 AVG (13-for-71) on pitches in the strike zone, 7th best among all qualified relievers.
- Made his **MLB debut** with his only start on July 26 at TB...Tossed 2.1 hitless innings while recording two walks and three strikeouts...Fanned **Brandon Lowe** in the 1st inning for his **1st career strikeout**...Became the 48th player in team history to make his MLB debut as a starting pitcher.
- Threw a scoreless 9th (1H, 2K) to earn his 1st career win on Aug. 21 at TB...Picked up his 2nd win in his next game, on Aug. 24 at TB (2.0 IP, 2BB, 2K).
- Did not allow a home run in his last 14 regular-season outings (19.1 IP).
- Made his postseason debut with a **1-2-3 8th inning** in Game 1 of the ALWC on Sept. 29 at TB...Was his 26th birthday, making him the 2nd player in team history to pitch in the playoffs on his birthday (**Al Leiter** - 28 in Game 6 of the 1993 World Series)...Also pitched in Game 2 and **retired all three** batters faced (**1K**)...Was the only Blue Jay to pitch in both games of the ALWC.

Bold - career high; Red - league high

Year	Club & League	W-L	ERA	G	GS	CG	ShO	SV	IP	H	R	ER	HR	HB	BB	IBB	SO	WP	BK	AVG
2017	Myrtle Beach (CAR)	5-11	4.04	26	26	0	0	0	124.2	126	74	56	2	8	50	1	126	13	0	.264
2018	Tennessee (SOU)	8-6	3.82	26	26	2	1	0	143.2	127	62	61	16	15	61	0	117	6	1	.245
2019	Tennessee (SOU)	4-10	4.59	21	21	0	0	0	100.0	104	60	51	13	6	37	0	93	2	1	.274
	New Hampshire (EAS)	2-3	2.80	6	6	1	0	0	35.1	25	11	11	5	2	2	0	34	0	0	.205
2020	TORONTO (AL)	3-1	2.73	17	1	0	0	0	26.1	18	11	8	2	2	13	0	23	0	0	.191
Minor Totals		19-30	3.99	79	79	3	1	0	403.2	382	207	179	36	31	150	1	370	21	2	.255
MAJOR TOTALS		3-1	2.73	17	1	0	0	0	26.1	18	11	8	2	2	13	0	23	0	0	.191

WILD CARD RECORD

Year	Club and Opp.	W-L	ERA	G	GS	CG	ShO	SV	IP	H	R	ER	HR	HB	BB	IBB	SO	WP	BK	AVG
2020	TOR vs. TB	0-0	0.00	2	0	0	0	0	2.0	0	0	0	0	0	0	0	1	0	0	.000

TRANSACTIONS

- Selected by the Chicago Cubs in the 3rd round of the 2016 First-Year Player Draft
- Traded to the Toronto Blue Jays in exchange for RHP David Phelps and cash considerations on July 30, 2019

GAME HIGHS

ML Debut	July 26, 2020 at TB	ER Allowed	2 - 3x, last: Sept. 18, 2020 at PHI
Innings Pitched:		HR Allowed	1 - 2x, last: Aug. 9, 2020 at BOS
Starter	2.1 - July 26, 2020 at TB	Low Hit CG	None
Reliever	2.2 - July 30, 2020 at WAS	Last Win	Sept. 6, 2020 at BOS
Walks:		Last Save	None
Starter	2 - July 26, 2020 at TB	Last CG	None
Reliever	2 - Aug. 24, 2020 at TB	Last ShO	None
Strikeouts:		Last Start	July 26, 2020 at TB
Starter	3 - July 26, 2020 at TB	Last Relief App.	Sept. 25, 2020 vs. BAL
Reliever	4 - Aug. 15, 2020 vs. TB	Longest Win Streak	3G - Aug. 21, 2020-current
Hits Allowed	4 - Sept. 13, 2020 vs. NYM	Longest Losing Streak	1G - Aug. 9, 2020
		Scoreless Innings Streak	12.1 - Aug. 15-Sept. 13, 2020



MILESTONES


Category	Date	Opponent	Notes
Start	1 July 26, 2020	at Tampa Bay	ND - 2.1 IP, 0H, 0ER, 2BB, 3K
Win	1 Aug. 21, 2020	at Tampa Bay	as a reliever - 1.0 IP, H, 0ER, 2K

PROFESSIONAL CAREER:

MINORS:

- Made his pro debut in 2017 with 26 starts for Advanced-A Myrtle Beach, where he went 5-11 with a 4.04 ERA...Struck out 126 batters over 124.2 innings, including a career-best 13-strikeout performance in 5.1 innings of work on May 28 at Carolina.
- Finished 5th among Carolina League pitchers with a 9.1 SO/9.
- Was ranked as the Cubs' 8th-best prospect by Baseball America at the end of the year.
- Spent all of 2018 with Double-A Tennessee and posted a 3.82 ERA while going 8-6 over 26 starts, including two complete-game efforts.
- Was named a Southern League Mid-Season All-Star.
- Recorded his only career shutout on May 19 vs. Mississippi with 7.0 innings of three-hit ball (1BB, 7K).
- Struck out a season-high 10 batters in his final outing of 2018, on Sept. 1 vs. Pensacola.
- Split the season between Double-A Tennessee and Double-A New Hampshire.
- Tied **Ricardo Sanchez** (SEA) for the most starts among all Double-A pitchers at 27...Ranked T-14th among all of Double-A with 127 strikeouts and finished 14th in innings pitched (135.1).
- Posted a 4.59 ERA and went 4-10 across 21 starts for the Smokies.
- Was traded from the Cubs to the Blue Jays on July 30 in exchange for RHP **David Phelps** and cash considerations.
- Registered a 2.80 ERA (1 ER/35.1 IP) while recording 34 strikeouts and just two walks over 35.1 innings pitched for the Fisher Cats.
- Ended the year with a season-high 11 strikeouts and no walks on Aug. 29 vs. Trenton (7.0 IP, 3H, 2ER).
- After the season, was added to Toronto's 40-man roster to protect him from the Rule 5 Draft.





HERNANDEZ

TEOSCAR

37
OUTFIELDER

BIRTHDATE October 15, 1992
 OPENING DAY AGE 28
 BIRTHPLACE Cotui, D.R.
 RESIDENCE Bonao, D.R.
 TWITTER @TeoscarH

BATS/THROWS R/R
 HEIGHT/WEIGHT 6-2/210
 CONTRACT STATUS signed thru 2021
 M.L. SERVICE 3.097
 OPTIONS USED 2 of 3

PERSONAL:

- Teoscar Jose Hernández.
- Born on October 15, 1992 in Cotui, Dominican Republic.
- Signed by the Houston Astros as an 18-year-old international free agent on February 17, 2011.
- His favourite player growing up was Hall of Fame outfielder **Vladimir Guerrero**.

LAST SEASON:

- Won a Silver Slugger Award, becoming the first Blue Jay to claim one since **Josh Donaldson** in 2016, and the first Toronto outfielder to do so since **Jose Bautista** in 2014.
- Among AL hitters, ranked T-5th in home runs (16), 7th in slugging (.579), 7th in OPS (.919), T-9th in total bases (110) and T-16th in extra-base hits (23)...His 11.88 AB/HR rate was 4th highest in the AL (T-6th in MLB).
- Tied with **Alex Verdugo** for 1st in the Majors with seven outfield assists.
- Nominated for the Hank Aaron Award as Toronto's top hitter, one of seven AL batters to receive such a nod.
- Named to The Sporting News AL All-Star team.
- His .416 AVG on fastballs was 5th highest in MLB (4th in the AL), while his .650 AVG when ahead in the count led the Majors.
- Put together a then career-high 10-game hitting streak from Sept. 17, 2019-July 14, 2020...Went 13-for-37 (.351) with four doubles, one triple, four homers and 11 RBI over that span (.838 SLG).
- Recorded his 3rd career [leadoff home run](#) on July 27 at WAS...Added [another long ball](#) in the 5th for his 7th career multi-[HR](#) game.
- Hit a pair of solo homers on July 30 vs. WAS, becoming the 1st player in 2020 with two [multi-\[HR\]\(#\)](#) games.
- Belted his team-leading 5th home run on Aug. 12 vs. MIA...The [466-foot blast](#) was the longest of his career (450 feet on July 29, 2019 at KC).
- Hit his [6th](#) and [7th](#) home runs for his 9th career multi-[HR](#) game (3rd in 2020) on Aug. 14 vs. TB...Homered in consecutive games for the 9th time...His three multi-homer games tied with five others for 2nd most in 2020 (**José Ramírez** - 4).
- Recorded a career-best 15-game hitting streak from Aug. 20 (G1)-Sept. 3...Was the longest hitting streak by a Blue Jay in 2020 and the 4th longest in the AL (T-7th in MLB)...Went 19-for-52 (.365) with 14 runs scored, a double, six home runs and 11 RBI (1.190 OPS) over that stretch.
- Hit his [8th home run](#), his 6th vs. an NL team, during Game 2 of a doubleheader on Aug. 20 vs. PHI.
- Slugged a [solo shot](#) on Aug. 21 at TB, homering in consecutive games for the 2nd time in 2020 and the 10th time in his career.
- Notched his [10th home run](#) on Aug. 23 at TB, joining **Carlos Delgado** (2001) as the only batters in club history to hit 10 home runs in the team's first 26 games of a season...Also walked three times to tie a career high and stole two bases in a game for the 1st time in his career...Became the 1st player in franchise history to record a home run, three walks and two stolen bases in the same game.
- Hit his [12th home run](#) on Aug. 28 vs. BAL to tie **José Abreu** for the AL lead at the time.
- Went 2-for-5 on Aug. 30 vs. BAL, including the [walk-off](#) two-RBI single in the 9th.
- Gave Toronto a 5-2 lead with a [three-run homer](#) in the 10th inning on Sept. 3 at BOS...Was his 2nd career extra-inning homer (also July 27, 2017 vs. TB)...Finished 2-for-4 with a walk to extend his career-long hitting streak to 15 games.
- Belted his [14th home run](#) on Sept. 5 at BOS, moving into a temporary tie for the MLB lead (**Mike Trout** hit his 15th later in the night)...Became the 2nd player in club history with 14 homers in the team's first 39 games of a season, joining **Carlos Delgado** (16 in 2001).
- Placed on the injured list with a left oblique strain from Sept. 6-15...Among AL hitters at the time of his injury, ranked T-2nd in home runs (14), 3rd in SLG (.637), 3rd in OPS (.995), 3rd in total bases (93), T-5th in hits (45), T-7th in extra-base hits (20) and 12th in AVG (.308).
- In Game 2 of a doubleheader on Sept. 18 at PHI, hit his [first home run](#) since his IL stint, becoming the 10th MLB player to reach the 15-homer mark.
- Connected for his [16th home run](#) on Sept. 20 at PHI, tying him for 3rd most in MLB at the time.
- Made his postseason debut in Game 1 of the ALWC at TB and reached base on a walk...[Singled](#) in Game 2 for his 1st career playoff hit.

AL, HOME RUN LEADERS - 2020

Rank	Player	Home Runs
1	Luke Voit	22
2	José Abreu	19
3	José Ramírez	17
3	Mike Trout	17
5	Teoscar Hernández	16
5	Nelson Cruz	16



Bold – career high; Red – league high

Year	Club and League	AVG	G	AB	R	H	2B	3B	HR	RBI	BB	IBB	SO	SB	CS	OBP	SLG	OPS	SH	SF	HBP
2011	DSL Astros (DSL)	.274	65	226	41	62	13	7	7	35	28	1	42	16	4	.360	.487	.847	0	3	4
2012	GCL Astros (GCL)	.243	51	177	25	43	11	2	4	18	19	0	54	10	1	.325	.395	.720	0	1	3
	Lexington (SAL)	.240	8	25	2	6	2	0	1	5	3	0	12	1	0	.310	.440	.750	1	1	0
2013	Quad Cities (MID)	.271	123	499	97	135	25	9	13	55	41	0	135	24	11	.328	.435	.763	17	4	4
2014	Lancaster (CAL)	.294	96	391	72	115	33	8	17	75	49	0	117	31	6	.376	.550	.926	5	5	5
	Corpus Christi (TEX)	.284	23	95	12	27	4	1	4	10	2	0	36	2	3	.299	.474	.773	1	0	0
2015	Corpus Christi (TEX)	.219	121	470	92	103	12	2	17	48	33	1	126	33	7	.275	.362	.637	5	2	4
	Corpus Christi (TEX)	.305	69	279	53	85	19	0	6	30	0	0	55	29	11	.384	.437	.821	3	2	5
	Fresno (PCL)	.313	38	144	20	45	9	3	4	23	13	0	25	5	4	.365	.500	.865	1	2	0
	HOUSTON (AL)	.230	41	100	15	23	7	0	4	11	11	1	28	0	2	.304	.420	.724	0	1	0
2017	Fresno (PCL)	.279	79	301	54	84	20	3	12	44	39	2	72	12	7	.369	.485	.854	0	2	5
	HOUSTON (AL)	-	1	0	0	0	0	0	0	0	0	0	0	0	0	-	-	.000	0	0	0
	Buffalo (INT)	.222	26	99	14	22	6	2	6	22	8	0	30	4	1	.294	.505	.799	0	0	2
	TORONTO (AL)	.261	26	88	16	23	6	0	8	20	6	0	36	0	1	.305	.602	.907	0	1	0
2018	Buffalo (INT)	.278	4	18	4	5	1	0	2	3	0	0	7	2	0	.278	.667	.945	0	0	0
	TORONTO (AL)	.239	134	476	67	114	29	7	22	57	41	0	163	5	5	.302	.468	.770	0	3	3
2019	Buffalo (INT)	.253	19	75	11	19	0	1	5	11	6	1	21	3	0	.313	.480	.793	0	1	1
	TORONTO (AL)	.230	125	417	58	96	19	2	26	65	45	1	153	6	3	.306	.472	.778	0	1	1
2020	TORONTO (AL)	.289	50	190	33	55	7	0	16	34	14	0	63	6	1	.340	.579	.919	0	1	1
Minor Totals		.268	722	2799	497	751	155	38	98	379	273	5	732	172	55	.338	.456	.794	33	23	33
MAJOR TOTALS		.245	377	1271	189	311	68	9	76	187	117	2	443	17	12	.309	.492	.801	0	7	5

WILD CARD RECORD

Year	Club and Opp.	AVG	G	AB	R	H	2B	3B	HR	RBI	BB	IBB	SO	SB	CS	OBP	SLG	OPS	SH	SF	HBP
2020	TOR vs. TB	.143	2	7	0	1	0	0	0	0	1	0	4	0	0	.250	.143	.393	0	0	0

HOME RUN BREAKDOWN

Total	H	A	2	ONE GAME	4	GS	LO	XN	IP	PH	RHP	LHP
76	36	40	9	3	0	0	3	2	0	0	50	26

TRANSACTIONS

- Signed by the Houston Astros on February 17, 2011
- On disabled list (bruised left knee) from April 26-May 13, 2017
- Traded to the Blue Jays along with OF Norichika Aoki in exchange for LHP Francisco Liriano on July 31, 2017
- On injured list (left oblique strain) from September 6-15, 2020

GAME HIGHS

ML Debut	Aug. 12, 2016 at TOR	Stolen Bases	2 – Aug. 23, 2020 at TB
Runs	3 – 5x, last: Sept. 5, 2020 at BOS	Last ML Home Run	Sept. 20, 2020 at PHI
Hits	4 – 2x, last: Aug. 2, 2018 at SEA	Longest Hitting Streak	15G – Aug. 20, 2020-Sept. 3, 2020
Home Runs	2 – 9x, last: Aug. 14, 2020 vs. TB	Longest On-Base Streak	16G – Aug. 20, 2020-Sept. 4, 2020
RBI	5 – Sept. 10, 2017 vs. DET	Longest Hitless Streak	17AB – July 23-29, 2018

MILESTONES

Category	Date	Opponent	Pitcher	Notes
Hit	1 Aug. 12, 2016	at Toronto	Liriano	HR, MLB debut
Home Run	1 Aug. 12, 2016	at Toronto	Liriano	1R
Multi-HR Games (9)	9 Aug. 14, 2020	Tampa Bay	Loup, Alvarado	1R, 3R
Leadoff HR	1 Sept. 24, 2017	New York (AL)	Garcia	—
	2 Sept. 28, 2019	Tampa Bay	Yarbrough	—
	3 July 27, 2020	at Washington	Sanchez	—
Walk-off HR	1 July 27, 2019	Tampa Bay	Pagan	1R, 12th inning
Extra-Inning HR	1 July 27, 2019	Tampa Bay	Pagan	1R, 12th inning
	2 Sept. 3, 2020	at Boston	Barnes	3R, 10th inning
RBI	1 Aug. 12, 2016	at Toronto	Liriano	HR, 1R
Stolen Base	1 April 13, 2018	at Cleveland	Miller	3rd base
			C-Gomes	



PROFESSIONAL CAREER:**MINORS:**

- In 2013, his first professional season, was named the DSL Astros team MVP after hitting .274 with an .847 OPS...Was named the team's Player of the Month for July (.298, 6-2B, 3-3B, 5-HR, 19-RBI).
- Combined to hit .243 in 2012 over 51 games for for the GCL Astros and eight games for Class-A Lexington.
- Played with Class-A Quad Cities for the entire 2013 season...Led the Midwest League in runs (97) and ranked 2nd in outfield assists (14)...Played for the Toros del Este in the Dominican Winter League and appeared in 23 games (.212 AVG).
- Split 2014 with Advanced-A Lancaster (96G) and Double-A Corpus Christi (23G)...Posted his best single-season OPS (.897) while batting .228...Named a Mid-Season All-Star, a Post-Season All-Star, an Organizational All-Star by MiLB.com, and a Baseball America High Class-A All-Star...Played for the Toros del Este again and batted .228 over 34 games.
- Entered 2015 ranked by Baseball America as the Astros' 9th-best prospect...Played the full season with Corpus Christi while hitting .219, splitting time in center field (77 starts) and right field (37 starts)...Hit .275 in 17 games of Dominican Winter Ball.

2016:

- Started the season in Double-A and hit .305 before a June 30 promotion to Triple-A Fresno where he batted .313 over 38 games.
- Was named a Mid-Season All-Star while with Double-A Corpus Christi...Also named a Post-Season All-Star and an Organizational All-Star by MiLB.com at the end of the year.
- Had his contract purchased from the minors on Aug. 12 and made his **MLB debut** that night in Toronto...Homered in his 3rd plate appearance, a solo shot off of **Francisco Liriano** (for whom he was later traded)...Became the 5th Houston player all-time with a HR in his MLB debut.
- Hit three home runs in his first 10 MLB games, becoming the 5th Astro all-time to do so.
- Walked three times on Aug. 20 at BAL, joining **Joe Morgan** as the only players in Astros history to do so within their first nine big-league games.
- Posted a slugging percentage of .420 over 41 games while with the Astros, having 11 of his 23 hits go for extra bases (7-2B, 4-HR).

2017:

- Started the campaign with Triple-A Fresno...Was called up to Houston on April 25 and made his season debut as a defensive replacement in right field...Was placed on the DL the next day with a bruised left knee.
- Came off the DL on May 14 and was sent to Fresno where he hit .279 with 20-2B, 3-3B and 12-HR over 79 games.
- Acquired from the Astros with OF **Norichika Aoki** in exchange for LHP **Francisco Liriano** on July 31, 2017 and assigned to Triple-A Buffalo where he hit .221 in 25 games (6-HR, 22-RBI, 4-SB, .811 OPS).
- Recalled from the Bisons on Sept. 1, 2017 and made his Toronto debut that night in Baltimore (1-for-4, 2B, BB).
- Went 3-for-4 with two home runs and five RBI on Sept. 10 vs. DET, his 1st career multi-homer game...Became the 4th Toronto rookie all-time with at least 2-HR and 5-RBI in a game...The others were **Carlos Delgado** (April 11, 1994 at OAK), **Felipe Lopez** (Sept. 4, 2001 vs. NYY), and **J.P. Arencibia** (April 1, 2011 vs. MIN)...Became the 13th rookie in Blue Jays history to collect 5-RBI in a game (last: **Anthony Gose** on Sept. 8, 2012 at BOS).
- Put together a six-game RBI streak from Sept. 22-27, the longest by a Blue Jay in 2017...Hit .346 (9-for-26) with a double, six home runs and 11 RBI over that span.
- Homered for the 3rd consecutive game on Sept. 24, 2017 vs. NYY, becoming the 1st Toronto rookie all-time to do so.
- Recorded his 2nd career multi-HR game on Sept. 26 at BOS...Became the 1st Toronto rookie all-time to record two multi-HR games in a single month and the 8th different Toronto rookie to record two multi-HR games in a season (last: **J.P. Arencibia** in 2011).
- Hit a two-run home run with two outs in the 9th on Sept. 27 at BOS...Marked his third consecutive first-pitch HR...Extended his Blue Jays rookie-record HR total for September to eight, which tied for the 2nd-most by a Toronto rookie in any month in club history (**Jose Cruz Jr.** - 9 in August, 1997; **Carlos Delgado** - 8 in April, 1994)...Drove in his 19th and 20th runs of September, setting a new record for the most RBI in September by a Blue Jays rookie (**Josh Phelps** - 19 in 2002)...Was his 6th straight game with an extra-base hit to join **Steve Stagg**s (7), **Shannon Stewart** (6) and **Bob Bailor** (6) as the only Toronto rookies to have an XBH in six or more consecutive games.
- Went 23-for-88 (.261) over 26 games as a Blue Jay (.305 OBP, .908 OPS).

2018:

- Had 58 of his 114 hits go for extra bases (29-2B, 7-3B, 22 HR)...His 50.9% XBH rate was 7th highest in MLB.
- His seven triples were the most by a Blue Jay since **Alex Rios** had eight in 2008.
- Finished 2nd on the team with 223 total bases (**Justin Smoak**-231).
- Recorded 11 outfield assists, 3rd most in the AL (**Andrew Benintendi**-12, **Mitch Haniger**-12).
- Assigned to Triple-A Buffalo to start the season.
- Recalled to the Blue Jays from the Bisons on April 13 and made his season debut that night in Cleveland...Went 2-for-5 with **two doubles** and two RBI.
- Went 4-for-6 on April 18 vs. KC for his 1st career four-hit game...Finished a double shy of a cycle...Hit his **1st career triple**...Hit his **1st home run** of the season, after connecting for eight in 2017.
- On April 22 at NYY, belted the **3rd home run** in his last five games...Was his 30th RBI since joining the Jays on Sept. 1, 2017, the most on the team over that time.
- Connected for his **4th home run** of the year on April 29 vs. TEX...Hit 12 home runs in his first 40 games as a Blue Jay - tied for 2nd most in team history (**Tony Batista**-13, **Troy Glaus**-12).
- On May 9 vs. SEA, hit his **6th home run** and also singled and doubled, leading off the 1st, 4th and 6th innings with a hit...Marked his 4th career 3+ hit effort and his 2nd of the season (4H on April 18 vs. KC).
- Hit a **triple** after **Devon Travis** tripled on May 28 at BOS, forming Toronto's first back-to-back triples since July 27, 2012 at DET (**Brett Lawrie**/Omar Vizquel).
- Notched his **9th home run** of the season on June 5 vs. NYY to mark a new career high (eight in 2017).
- On June 8 vs. BAL, hit his **5th triple** of the season in his 190th at-bat, matching the team's entire total from 2017 (5,499 AB).
- Tied a career high with four hits on Aug. 3 at SEA (April 18, 2018 vs. KC), including three doubles for his 1st career three-XBH game.
- Homered in consecutive games for the 4th time in his career on **Aug. 8** and **Aug. 9** vs. BOS...Gave him eight home runs and 20 RBI in 20 career games vs. BOS.
- Hit his 19th homer on Sept. 2 at MIA...Ended a 17-game homerless drought, his longest since joining the Jays.
- Reached the **20-HR mark** for the 1st time in his career on Sept. 9 vs. CLE.
- Homered in back-to-back games for the 3rd time of the season on **Sept. 28** and **Sept. 29** at TB.



2019:

- Set career highs in home runs (26), RBI (65), walks (45) and stolen bases (6).
- Hit his [1st home run](#) of the season on April 15 at MIN, a three-run blast to give the Jays a 5-3 win...Was the 13th go-ahead home run of his career (35th overall).
- On April 16 at MIN, ended the game for a 6-5 win with an [outfield assist](#), his 2nd of the night...Marked his 2nd career game with multiple assists (also May 3, 2018 at CLE)...Marked the 8th time in franchise history that a runner was thrown out at home to seal a victory (last: Aug. 13, 2012 vs. TB).
- Connected for his [2nd home run](#) of the season while recording the 100th RBI of his career on April 18 at MIN.
- Optioned to Triple-A Buffalo on May 16...Recalled on June 5...Hit .253 (19-for-75) with six extra-base hits and 11 RBI in 19 games for the Bisons (.793 OPS).
- On June 7 vs. ARI, recorded his [4th home run](#) of the season and his 1st since May 10 vs. CWS.
- Homered [twice](#) on June 16 at HOU...Marked his 3rd career multi-HR game, also doing so twice in September of 2017...The four-RBI effort marked a season high.
- Belted two homers on July 17 at BOS for his 4th career [multi-HR game](#)...Also homered in consecutive games for the 6th time in his career...Gave him nine home runs and 22 RBI in 20 career games at Fenway Park...His [first dinger](#) of the night travelled 442 feet for the longest hit home run of his career, surpassing his shot from a night earlier by 12 inches.
- On July 27 vs. TB, followed up a [Brandon Drury](#) blast with one of [his own](#) for Toronto's 8th set of back-to-back homers...Then won the game in the 12th inning with his 1st career [walk-off home run](#), which was also his 1st career extra-inning home run...Marked his 5th career multi-HR game.
- Notched his [8th home run](#) of the month on July 29 at KC to tie a career high (also Sept., 2017).
- Recorded his 6th career [multi-HR game](#) and team-leading 4th multi-HR effort of the season on Aug. 9 vs. NYY...His four multi-homer games in 2019 tied for 9th most among AL hitters.
- Hit his [18th home run](#) of the season and his 4th go-ahead blast on Aug. 10 vs. NYY...Homered in consecutive games for the 7th time in his career and 2nd time in the season.
- Connected for his [19th home run](#) on Aug. 13 vs. TEX, giving him 15 home runs in 43 games since June 16, tied for 5th most in the AL over that stretch.
- Notched his [20th home run](#) of the campaign on Aug. 24 at SEA, reaching the 20-HR mark in consecutive seasons (22 in 2018).
- Belted a two-run blast for his [22nd homer](#) of the year on Sept. 11 vs. BOS...Gave him 12 career homers and 28 RBI vs. Boston, his most vs. any opponent.
- Set a new career high with his [23rd homer](#) (22 in 2018) on Sept. 18 at BAL...Drove in three runs to bring his season total to 58 RBI, also a new high (57 in 2018).
- Extended his career high in home runs to 24 with a [two-run shot](#) on Sept. 27 vs. TB...Also drew his 42nd walk for a new personal best (41 in 2018).
- Hit his 2nd career [leadoff home run](#) on Sept. 28 vs. TB (also Sept. 24, 2017 vs. NYY)...Reached the 25-HR mark for the 1st time.
- Connected for his career-high [26th home run](#) on Sept. 29 vs. TB...Homered in three consecutive games for the 2nd time in his career (also Sept. 22-24, 2017)...Gave him 18 home runs after the All-Star break, tied for 11th among AL batters.
- Ended the campaign with a nine-game hitting streak to tie a career-long (also April 25-May 3, 2018), batting .353 (12-for-34) with three doubles, a triple, four home runs and 10 RBI over that stretch (.853 SLG, 1.289 OPS).
- Posted a .961 OPS over his last 59 contests (11-2B, 1-3B, 18 HR, 38 RBI), 13th best in the AL during that span.

TORONTO, BACK-TO-BACK HOME RUNS MORE THAN ONCE IN THE SAME GAME

6/19/2012	TOR 10 at MIL 9	Colby Rasmus/Jose Bautista/Edwin Encarnacion Colby Rasmus/Jose Bautista
7/22/2002	TOR 6 at BAL 3	Vernon Wells/Chris Woodward Carlos Delgado/Vernon Wells
4/20/2001	TOR 12 at KC 4	Raul Mondesi/Carlos Delgado Raul Mondesi/Carlos Delgado
8/17/2001	TOR 11 vs TEX 3	Jeff Frye/Jose Cruz, Jose Jr. Shannon Stewart/Carlos Delgado
7/30/1999	TOR 8 vs DET 2	Willie Greene/Shawn Green Carlos Delgado/Tony Fernandez





NON-ROSTER

HIRALDO MIGUEL

92

INFIELDER

BIRTHDATE September 5, 2000
 OPENING DAY AGE 20
 BIRTHPLACE Santiago, D.R.
 RESIDENCE Santiago, D.R.
 TWITTER NA

BATS/THROWS R/R
 HEIGHT/WEIGHT 5-11/197
 CONTRACT STATUS signed thru 2021
 M.L. SERVICE 0.000
 OPTIONS USED 0 of 3

PERSONAL:

- Miguel Angel Hiraldo.
- Favourite player is four-time All-Star shortstop **Francisco Lindor**.
- Signed by the Blue Jays as an international free agent on July 2, 2017.
- Ranked by Baseball America as Toronto's 10th-best prospect heading into the 2021 season.

LAST SEASON:

- Spent the summer working out at a facility near his home in Santiago, Dominican Republic.
- Played in Toronto's Fall Development League.

Bold – career high; Red – league high

Year	Club and League	AVG	G	AB	R	H	2B	3B	HR	RBI	BB	IBB	SO	SB	CS	OBP	SLG	OPS	SH	SF	HBP
2018	DSL Blue Jays (DSL)	.313	54	214	41	67	18	3	2	33	23	1	30	15	6	.381	.453	.834	0	1	1
	GCL Blue Jays (GCL)	.231	10	39	3	9	4	0	0	3	1	0	12	3	0	.250	.333	.583	0	0	0
2019	Bluefield (APP)	.300	56	237	43	71	20	1	7	37	14	0	36	11	3	.348	.481	.829	0	1	4
	Lansing (MID)	.250	1	4	0	1	0	1	0	0	0	0	0	0	0	.250	.750	1.000	0	0	0
Minor Totals		.300	121	494	87	148	42	5	9	73	38	1	78	29	9	.354	.460	.814	0	2	5

TRANSACTIONS

- Signed by the Toronto Blue Jays on July 2, 2017

PROFESSIONAL CAREER:

MINORS:

- Split his 2018 season between Toronto's DSL and GCL affiliates...Combined to bat .300 with 22 doubles, three triples, two homers and 36 RBI in 64 total games.
- Named a 2018 Mid-Season All-Star while with the DSL squad.
- Played all but one of his 57 games in 2019 with Rookie-level Bluefield.
- Named an Appalachian League Post-Season All-Star after slashing .300/.348/.481 with 28 extra-base hits and 37 RBI.

HOW LONG DID IT TAKE

LONGEST OFFICIAL GAME

HOME 6:37-Aug. 10, 2014 vs. Detroit (19 inn.)
 ROAD 6:00-Sept. 5, 2017 at Boston (19 inn.)

SHORTEST OFFICIAL GAME

1:04-Sept. 15, 1977 vs. Baltimore (forfeit, 4.5 inn.)


LONGEST NINE-INNING GAME

HOME 4:15-April 11, 1988 vs. New York
 ROAD 4:23-Sept. 6, 2020 at Boston

SHORTEST NINE-INNING GAME

ROAD 1:39-June 16/77 vs. Detroit
 HOME 1:33-Sept. 28/82 (GM1) vs. Minnesota





JANSEN DANNY



CATCHER

BIRTHDATE April 15, 1995
 OPENING DAY AGE 25
 BIRTHPLACE Elmhurst, IL
 RESIDENCE Largo, FL
 TWITTER @D_Jansen31

BATS/THROWS R/R
 HEIGHT/WEIGHT 6-2/215
 CONTRACT STATUS signed thru 2021
 M.L. SERVICE 2.050
 OPTIONS USED 1 of 3

PERSONAL:

- Daniel Robert Jansen.
- Attended West High School in Appleton, Wisconsin...Was named First-Team All-State in his junior year.
- Ranked as Toronto's 7th-best prospect by Baseball America entering 2018...Ranked as the 71st overall prospect by Fan-Graphs...Also ranked by BA as baseball's 9th-best catching prospect.
- Listed as Toronto's 3rd-best prospect and the 42nd overall prospect by Baseball America going into the 2019 season... Ranked 65th overall by MLB (5th among catchers) and 89th by Baseball Prospectus.
- Participated in the 2019 and 2020 Blue Jays Winter Tours.
- Married his wife, Alexis, after the 2020 season.

LAST SEASON:

- Toronto's 2020 nominee for the Roberto Clemente Award for his community work.
- Hit his [2nd home run](#) on Aug. 12 vs. MIA...Each of his first two blasts were interleague homers (also [July 27 at WAS](#)).
- On Sept. 4 at BOS, connected for his [3rd homer](#) of the season and 5th of his career vs. Boston, his most vs. any team.
- Capped a 10-run 6th inning on Sept. 7 vs. NYY with his [1st career grand slam](#) off [Adam Ottavino](#)...Became the 2nd catcher in team history with a home run, four RBI and two walks in the same game, joining [Russell Martin](#) on July 3, 2016 vs. CLE...Was his 1st career four-RBI game.
- Singled three times on Sept. 17 at NYY for his 1st three-hit game of 2020 (7th career).
- Went 4-for-4 with a HBP, three runs, a double, [two home runs](#) and three RBI on Sept. 23 vs. NYY for his 1st career four-hit game and his 2nd career multi-HR game (also July 4, 2019 vs. BOS)...Became the 5th catcher (6th time) in team history to record 11+ total bases in a game.
- Hit a [pair of solo homers](#) in Game 2 of the ALWC on Sept. 30 at TB...Became the 2nd player in franchise history with a multi-HR game in the playoffs, joining [Jose Bautista](#) who did so Oct. 23, 2015 in Game 6 of the ALCS at KC...Became the 3rd MLB player to ever record a multi-HR postseason game while batting 9th, joining Anaheim's [Adam Kennedy](#) (3 HR in Game 5 of the ALCS on Oct. 12, 2002) and Cleveland's [Roberto Perez](#) (2 HR in Game 1 of the World Series on Oct. 25, 2016).

Bold – career high; Red – league high

Year	Club and League	AVG	G	AB	R	H	2B	3B	HR	RBI	BB	IBB	SO	SB	CS	OBP	SLG	OPS	SH	SF	HBP
2013	GCL Blue Jays (GCL)	.246	36	114	19	28	4	0	0	18	21	0	10	0	0	.364	.281	.645	0	3	2
2014	Bluefield (APP)	.282	38	124	22	35	10	0	5	17	16	0	17	2	1	.390	.484	.874	0	0	6
2015	GCL Blue Jays (GCL)	.238	7	21	4	5	1	0	1	3	2	0	5	0	0	.304	.429	.733	0	0	0
	Lansing (MID)	.206	46	160	19	33	8	0	4	27	19	0	22	2	0	.299	.331	.630	0	2	3
2016	GCL Blue Jays (GCL)	.222	3	9	0	2	0	0	0	2	1	0	2	0	0	.364	.222	.586	0	0	1
	Dunedin (FSL)	.218	54	188	18	41	7	0	1	23	22	0	40	7	1	.313	.271	.584	0	2	5
2017	Dunedin (FSL)	.369	31	122	19	45	6	0	5	18	8	0	14	0	0	.422	.541	.963	1	1	4
	New Hampshire (EAS)	.291	52	179	23	52	15	1	2	20	22	2	19	1	0	.378	.419	.797	1	3	5
	Buffalo (INT)	.328	21	67	8	22	4	1	3	10	11	1	7	0	0	.423	.552	.975	0	0	4
2018	Buffalo (INT)	.275	88	298	45	82	21	1	12	58	44	1	49	5	1	.390	.473	.863	1	3	14
	TORONTO (AL)	.247	31	81	12	20	6	0	3	8	9	0	17	0	0	.347	.432	.779	0	1	4
2019	TORONTO (AL)	.207	107	347	41	72	1	13	43	31	1	79	0	1	279	.360	.639	1	1	4	
2020	TORONTO (AL)	.183	43	120	18	22	3	0	6	20	21	0	31	0	0	.313	.358	.671	3	1	2
	Minor Totals	.269	376	1282	177	345	76	3	33	196	166	4	185	17	3	.367	.410	.777	14	3	40
	MAJOR TOTALS	.208	181	548	71	114	21	1	22	71	61	1	127	0	1	.297	.370	.668	4	3	10

WILD CARD RECORD

Year	Club and Opp.	AVG	G	AB	R	H	2B	3B	HR	RBI	BB	IBB	SO	SB	CS	OBP	SLG	OPS	SH	SF	HBP
2020	TOR vs. TB	.400	2	5	2	2	0	0	2	2	0	0	0	0	0	.400	1.600	2.000	0	0	0

HOME RUN BREAKDOWN

Total	ONE GAME											
	H	A	2	3	4	GS	LO	XN	IP	PH	RHP	LHP
22	13	9	2	0	0	1	0	0	0	0	15	7

TRANSACTIONS

- Selected by the Toronto Blue Jays in the 16th round of the 2013 First-Year Player Draft

BIOGRAPHIES

LAST SEASON

HISTORY

RECORDS

OPPONENTS

PLAYER DEV.

MEDIA & MISC.



GAME HIGHS

ML Debut	Aug. 13, 2018 at KC	Stolen Bases	None
Runs	3 – 4x, last: Sept. 23, 2020 vs. NYY	Last ML Home Run	Sept. 20, 2020 vs. NYY
Hits	4 – Sept. 23, 2020 vs. NYY	Longest Hitting Streak	6G – Aug. 13-20, 2018
Home Runs	2 – 2x, last: Sept. 23, 2020 vs. NYY	Longest On-Base Streak	8G – 2x, last: July 7-19, 2019
RBI	4 – Sept. 7, 2020 vs. NYY	Longest Hitless Streak	22AB – July 19-29, 2019

MILESTONES

Category	Date	Opponent	Pitcher	Notes
Hit	1 Aug. 13, 2018	at Kansas City	Keller	Single
Home Run	1 Aug. 14, 2018	at Kansas City	Fillmyer	1R
Multi-HR Game	1 July 4, 2019	Boston	Velazquez, Brewer	1R, 1R
	2 Sept. 23, 2020	New York (AL)	Tanaka, Kratz	1R, 1R
Grand Slam HR	1 Sept. 7, 2020	New York (AL)	Ottavino	6th inning
Walk-off HR	1 June 29, 2019	Kansas City	Barlow	2R, 9th inning
RBI	1 Aug. 14, 2018	at Kansas City	Fillmyer	Home Run

PROFESSIONAL CAREER:

MINORS:

- Promoted to the Rookie-Level Bluefield for the 2014 season...In 38 games, he batted .282 with five home runs and 17 RBI.
- Had a 22-game on-base streak from July 6-31, 2014...Over the course of that month, hit .318 with a .447 OBP.
- Assigned to the Class-A Lansing Lugnuts in 2015 and was placed on the disabled list on May 30...Played seven games in the Gulf Coast League for rehab and rejoined Lansing in August.
- Joined Advanced-A Dunedin to open the 2016 season...In 57 total games, hit .218 with one home run and 25 RBI.
- Was assigned to the Mesa Solar Sox of the Arizona Fall League after the 2016 season...Appeared in 20 games for the Sox and hit .282 with 11 RBI and the first two triples of his professional career.
- Started the 2017 season in Advanced-A Dunedin and slashed .369/.422/.541 over 31 games.
- Hit .291 in 52 games with Double-A New Hampshire with 15 doubles, one triple, two home runs and 20-RBI while throwing out 14 of 45 stolen base attempts (31.1%).
- Named a 2017 Mid-Season All-Star in both the Florida State League (A+) and the Eastern League (AA).
- Promoted to Triple-A Buffalo in August...Doubled and drove in two runs in his Triple-A debut on Aug. 4 vs. Lehigh Valley.
- Hit a triple and homered twice in a 4-for-4 effort on Aug. 21 at Pawtucket, bringing his average to .500 through his first 12 games with the Bisons.
- Finished 2017 with a .328/.423/.552 line over 21 games at the Triple-A level.
- Played in a career-best 104 games in 2017, 47 more than his previous high of 57 in 2016.
- Named a 2017 Baseball America Minor-League First-Team All-Star and an MLB.com Organizational All-Star.

2018:

- Recalled from Triple-A Buffalo on Aug. 12.
- Made his **MLB debut** on Aug. 13 at KC and [singled](#) in his 1st plate appearance...Finished 2-for-3 to become the 19th player in team history with multiple hits in his MLB debut, and the 4th catcher to do so...Along with **Sean Reid-Foley**, formed the 1st starting battery mates in team history to debut at the same time...Marked the first such occasion in the AL since April 14, 1967, when **Billy Rohr** pitched and **Russ Gibson** caught for the Red Sox at Yankee Stadium (*courtesy STATS*).
- Hit his 1st Major League [home run](#) on Aug. 14 at KC...Became the 11th player in team history to homer within his first two MLB contests and the 3rd catcher to do so, joining **J.P. Arencibia** (2010) and **Sandy Martinez** (1995).
- Had hits in each of his first six MLB games (Aug. 13-22), just the 3rd player and the only catcher in team history to do so...Became the 8th Blue Jay to record 8+ hits across his first six MLB games, the most by any catcher.
- Recorded his [2nd long-ball](#) on Sept. 17 at BAL, a two-run blast to mark his 1st career multi-RBI effort.
- On Sept. 20 vs. TB, connected for his [3rd home run](#), a three-run homer...Was his 1st homer at Rogers Centre...Was also his 1st career three-RBI game.
- Reached base safely in 23 of his 30 MLB games with a plate appearance (.347 OBP).
- Among all rookie catchers with at least 30 games played, ranked 2nd in OBP (.347), 2nd in SLG (.432), 2nd in OPS (.779) and 5th in AVG (.247).
- Slashed .275/.390/.473 with 21 doubles, one triple, 12 home runs and a team-leading 58 RBI over 88 games for the Bisons...Was named a Mid-Season All-Star and played in the Futures Game where he went 1-for-2 with a two-run homer.
- Named Bisons 2018 MVP at the end of the season.
- Was also tabbed as the minor's Top Catcher in MLB.com's Toolshed 2018 edition.



2019:

- Connected for 13 home runs, one shy of **Will Smith** for the most among rookie catchers, while his 42 RBI led the way... His home run and RBI totals were 2nd most in a season by a Toronto rookie catcher all-time (**J.P. Arencibia** - 23 HR and 75 RBI in 2011).
- Nominated for a Gold Glove Award...Finished 4th among AL catchers in stolen base percentage (70.0%), 4th in fielding percentage (.995) and 4th with 19 runners caught stealing...According to Baseball Savant, ranked 5th among AL catchers in pitch framing.
- Drew 31 walks, tied for 8th most among AL rookies.
- Hit his [1st home run](#) of the season and 4th of his career with dozens of friends and family in attendance on May 17 at CWS.
- Recorded his [2nd homer](#) on May 19 at CWS, connecting for homers in back-to-back games for the 1st time in his career.
- On May 22 vs. BOS, tied the game in the 9th inning with his 1st career [pinch-hit RBI](#), a single to score **Brandon Drury**.
- Finished 3-for-5 with two RBI on June 13 at BAL for his 1st career three-hit game.
- Notched his 1st career [walk-off home run](#) on June 29 vs. KC, a two-run shot in the 9th...Became the 8th rookie in team history to hit a walk-off home run...Was his 4th homer of the season and his 1st at home.
- Belted his [6th home run](#) on July 3 vs. BOS, homering in back-to-back games for the 2nd time in his career.
- On July 4 vs. BOS, hit a [solo homer](#) to become the 4th catcher in team history to homer in three consecutive games, joining **Ernie Whitt** (3G in 1985), **J.P. Arencibia** (3G in 2012) and **Russell Martin** (3G in 2016 and 2018)...[Homered again](#) for his 1st career multi-HR game...Became the 4th catcher in team history to hit four homers in any three-game span (also **Whitt, Arencibia** and **Martin**)...Became the 5th rookie catcher in MLB history to hit six home runs over any seven-game span... Added a [double](#) in the 8th inning for his 1st career 3-XBH game.
- Recorded his [1st career triple](#) on July 5 vs. BAL as he led off the 2nd inning.
- Went 45 plate appearances without a strikeout from June 23-July 7, the longest active streak at the time, the 7th longest streak in MLB in 2019, and the longest streak by a Blue Jay since **Jose Reyes** (50 PA) in 2015.
- Hit his [10th homer](#) of the season on Aug. 9 vs. NYY...At 24 years old, became the youngest catcher in team history with a 10+ HR campaign, ahead of **J.P. Arencibia** (25 years old in 2011 - 23HR).
- Went 3-for-5 with a [homer](#) and two RBI on Aug. 12 vs. TEX...Was also his 6th career three-hit game, all since June 13, a span of 42 games.
- Recorded his [12th home run](#) on Aug. 16 vs. SEA, his 10th long-ball since June 26.
- Hit his [13th homer](#) of the season on Sept. 20 at NYY.





NON-ROSTER

JIMENEZ LEONARDO

93

INFIELDER

BIRTHDATE May 17, 2001
 OPENING DAY AGE 19
 BIRTHPLACE Chitre, Panama
 RESIDENCE Las Tablas, Panama
 TWITTER NA

BATS/THROWS R/R
 HEIGHT/WEIGHT 5-11/199
 CONTRACT STATUS signed thru 2021
 M.L. SERVICE 0.000
 OPTIONS USED 0 of 3

PERSONAL:

- Leonardo Joel Jimenez.
- Signed with the Blue Jays as an international free agent on July 2, 2017.
- His favourite player growing up was Hall of Fame shortstop **Derek Jeter**.
- Can become the 4th Toronto player born in Panama, joining **Juan Berenguer**, **Davis Romero** and **Julio Mosquera**.
- Ranked by Baseball America as Toronto's No. 16 prospect heading into 2021.

LAST SEASON:

- Spent the shutdown working out at a facility near his home in Panama.
- Made his way to Dunedin, FL, at the end of the summer to take part in the Fall Development League.

Bold - career high; Red - league high

Year	Club and League	AVG	G	AB	R	H	2B	3B	HR	RBI	BB	IBB	SO	SB	CS	OBP	SLG	OPS	SH	SF	HBP
2018	GCL Blue Jays (GCL)	.250	37	132	13	33	8	2	0	19	16	0	17	0	0	.333	.341	.674	0	1	1
2019	Bluefield (APP)	.298	56	215	34	64	13	2	0	22	21	0	42	2	1	.377	.377	.754	1	1	7
	Lansing (MID)	.167	2	6	0	1	0	0	0	0	0	0	2	0	0	.167	.167	.334	0	0	0
Minor Totals		.278	95	353	47	98	21	4	0	41	37	0	61	2	1	.358	.360	.717	1	2	8

TRANSACTIONS

- Signed by the Toronto Blue Jays on July 2, 2017

PROFESSIONAL CAREER:

MINORS:

- Started his pro career in 2018 with Toronto's GCL squad.
- Batted .250 across 37 games while recording 10 extra-base hits and 19 RBI while splitting time almost evenly between second base and shortstop.
- Began his 2019 campaign with Rookie-level Bluefield where he hit .298 with a .754 OPS.
- Promoted to Class-A Lansing for a pair of games at the end of the season and picked up one hit in six at-bats.
- Combined for 40 games at shortstop, 17 games at second base and one contest at third,

TORONTO, 20 WINS IN A 25-GAME SPAN - ALL-TIME

2015 (July/August)
 2014 (May/June)
 1999 (June/July)
 1991 (June/July)
 1989 (August/September)
 1985 (May/June)





KAY ANTHONY

47
PITCHER

BIRTHDATE March 21, 1995
 OPENING DAY AGE 26
 BIRTHPLACE Stony Brook, NY
 RESIDENCE Stony Brook, NY
 TWITTER @TonyBuckets18

BATS/THROWS L/L
 HEIGHT/WEIGHT 6-0/225
 CONTRACT STATUS signed thru 2021
 M.L. SERVICE 1.017
 OPTIONS USED 0 of 3

PERSONAL:

- Anthony Benjamin Kay.
- Graduated from Ward Melville High School (Long Island, NY) in 2013, the same school teammate **Steven Matz** graduated from in 2009, where he set 27 school records...Was the recipient of the Paul Gibson Award, given annually to the best High School pitcher on Long Island...Finished his junior year with a 0.00 ERA (49.0 IP).
- Was originally drafted by the Mets in the 29th round of the 2013 First-Year Player Draft but did not sign.
- Attended the University of Connecticut, the same school as Pitching Coach Pete Walker...Named Louisville Slugger Second Team All-American following his junior season at UConn...Also named the 2016 AAC Pitcher of the Year and was first team All-Conference in both his sophomore and junior seasons...Established a UConn record with 263 career strikeouts and became the 6th Husky to reach 20 career wins (22).
- Ranked by MLB as Toronto's 4th-best prospect heading into 2020...Ranked 9th by Baseball America.

LAST SEASON:

- Kept right-handed hitters to a .195 AVG (8-for-41) while lefties batted .341 (14-for-41).
- 12 of his 13 outings were 1.0+ innings pitched, seven of which were scoreless for a 3.10 ERA in those 12 games (7 ER/19.1 IP).
- Allowed five earned runs over his first 11 games (18.1 IP) for a 2.45 ERA, but gave up seven in his last two appearances (2.2 IP) to finish the campaign with a 5.14 ERA.
- Earned his 1st win of 2020 (2nd career) with 3.1 scoreless innings of relief on Aug. 8 at BOS (2H, 3K).

Bold – career high; Red – league high

Year	Club & League	W-L	ERA	G	GS	CG	ShO	SV	IP	H	R	ER	HR	HB	BB	IBB	SO	WP	BK	AVG
2018	Columbia (SAL)	4-4	4.54	13	13	0	0	0	69.1	73	41	35	6	6	22	0	78	5	0	.275
	St. Lucie (FSL)	3-7	3.88	10	10	0	0	0	53.1	51	28	23	1	2	27	0	45	1	0	.262
2019	Binghamton (EAS)	7-3	1.49	12	12	1	1	0	66.1	38	13	11	2	5	23	0	70	1	0	.165
	Syracuse (INT)	1-3	6.61	7	7	0	0	0	31.1	40	23	23	7	3	11	1	26	0	0	.325
	Buffalo (INT)	2-2	2.50	7	7	0	0	0	36.0	33	21	10	3	2	22	0	39	1	0	.244
2020	TORONTO (AL)	1-0	5.79	3	2	0	0	0	14.0	15	9	9	0	1	5	0	13	1	0	.263
	TORONTO (AL)	2-0	5.14	13	0	0	0	0	21.0	22	13	12	3	0	14	1	22	0	0	.268
Minor Totals		17-19	3.58	49	49	1	1	0	256.1	235	126	102	19	18	105	1	258	8	0	.248
MAJOR TOTALS		3-0	5.40	16	2	0	0	0	35.0	37	22	21	3	1	19	1	35	1	0	.266

TRANSACTIONS

- Selected by the New York Mets in the 1st round (31st overall) of the 2016 First-Year Player Draft
- Traded to the Toronto Blue Jays along with RHP Simeon Woods Richardson in exchange for RHP Marcus Stroman and cash considerations on July 28, 2019

GAME HIGHS

ML Debut	Sept. 7, 2019 at TB	ER Allowed	5 – 2x, last: Sept. 11, 2020 vs. NYM
Innings Pitched:		HR Allowed	1 - 2x, last: Sept. 15, 2020 at NYY
Starter	5.2 – Sept. 7, 2019 at TB	Low Hit CG	None
Reliever	4.0 – Sept. 19, 2019 at BAL	Last Win	Aug. 20, 2020 vs. PHI
Walks:		Last Save	None
Starter	3 – Sept. 7, 2019 at TB	Last CG	None
Reliever	3 – Aug. 16, 2020 vs. TB	Last ShO	None
Strikeouts:		Last Start	Sept. 13, 2019 vs. NYY
Starter	8 – Sept. 7, 2019 at TB	Last Relief App.	Sept. 15, 2020 at NYY
Reliever	3 – 4x, last: Sept. 15, 2020 at NYY	Longest Win Streak	2G – Sept. 19, 2019-current
Hits Allowed	7 – Sept. 13, 2019 vs. NYY	Longest Losing Streak	None
		Scoreless Innings Streak	6.1 – Aug. 4-14, 2020



MILESTONES

Category	Date	Opponent	Notes
Start	1 Sept. 7, 2019	at Tampa Bay	ND - 5.2 IP, 4H, 2ER, 3BB, 8K
Win	1 Sept. 19, 2019	at Baltimore	as a reliever - 4.0 IP, 4H, 2ER, 1BB, 3K

PROFESSIONAL CAREER:**MINORS:**

- Did not pitch in 2016 or 2017 due to elbow issues...Underwent Tommy John surgery on Oct. 4, 2016 at the Hospital for special surgery.
- Made his professional debut in 2018, splitting the year between Class-A Columbia of the South Atlantic League and Advanced-A St. Lucie of the Florida State League...His 1st pro outing was April 8 vs. Augusta, in which he tossed 4.0 innings with two unearned runs (2H, 1BB, 4K).
- Recorded a season-high 11 strikeouts in 6.2 innings on June 28 vs. Asheville, his final start with Columbia...Was promoted to St. Lucie on July 3.
- Worked 6.0+ innings in six of his 10 starts with St. Lucie, including a season-high 7.1 innings on July 4 vs. Bradenton.
- Allowed three runs or fewer in 15 of his 23 total starts.
- Ranked by Baseball America as the Mets' 5th-best prospect after the 2018 season.

2019:

- Started his campaign with 12 starts for Binghamton, his first action at Double-A...Did not allow an earned run in his first two starts there (8.1 IP).
- Went 1-3 for the Rumble Ponies while posting a 1.49 ERA (11 ER/66.1 IP) and a .165 opponents' average (38H, 2HR, 23BB, 70K).
- Tossed a 7.0 IP complete-game shutout on May 14 vs. Altoona, allowing three hits with eight strikeouts.
- Promoted to Triple-A Syracuse in June and went 1-3 in seven starts there.
- Selected to the 2019 MLB Futures Game as part of All-Star Week in Cleveland...Threw one inning with one hit allowed and a strikeout.
- Traded to the Blue Jays along with RHP **Simeon Woods Richardson** in exchange for RHP **Marcus Stroman** and cash considerations on July 28.
- Finished his Minor League campaign with seven starts for Triple-A Buffalo, where he posted a 2-2 record and a 2.50 ERA (10 ER/36.0 IP)...Allowed no earned runs in three of his last five starts...Did not allow more than three earned runs in any of his starts as a Bison.
- Had his contract selected from Buffalo on Sept. 7 and made his **MLB debut** that night in Tampa Bay...Lasted 5.2 innings, allowing both of his runs in the 4th inning before leaving the game with a 3-2 lead...Gave up four hits and three walks while recording eight **strikeouts**, which tied **Trent Thornton** (8 SO on March 31, 2019 vs. DET) for a team record in an MLB debut...Was Toronto's 38th pitcher during the season to extend a franchise high (36 in 2018) and their 19th different starter (14 in 2017 and 2018)...Also became the 47th player in team history to make his MLB debut as a starting pitcher.
- Allowed five runs on seven hits over 4.1 innings in his 2nd start, on Sept. 13 vs. NYY (1BB, 2K).
- Earned his 1st MLB win as he pitched in relief for the 1st time on Sept. 19 at BAL...Allowed a pair of runs on four hits over 4.0 frames (1BB, 3K).
- Over his three big-league outings, kept left-handed hitters to a .182 AVG (2-for-11) while righties went 13-for-46 (.283).

LONGEST SCORELESS INNINGS STREAKS BY A TORONTO RELIEVER WITHIN A SEASON

1989	26.2	Tom Henke	Aug. 6-Sept. 14, 1989
2015	26.0	Brett Cecil	June 24-Sept. 19, 2015
2008	26.0	Scott Downs	May 2-July 1, 2008
1986	24.0	Mark Eichhorn	Aug. 10-29, 1986
2001	23.0	Paul Quantrill	April 3-May 10, 2001
2007	21.2	Jeremy Accardo	April 4-May 26, 2007
1987	21.1	Tom Henke	April 6-May 20, 1987
1978	21.1	Victor Cruz	June 24-July 31, 1978





KIRK ALEJANDRO

30
CATCHER

BIRTHDATE November 6, 1998
 OPENING DAY AGE 22
 BIRTHPLACE Tijuana, Mexico
 RESIDENCE Tijuana, Mexico
 TWITTER NA

BATS/THROWS R/R
 HEIGHT/WEIGHT 5-8/245
 CONTRACT STATUS signed thru 2021
 M.L. SERVICE 0.047
 OPTIONS USED 0 of 3

PERSONAL:

- Alejandro Kirk.
- Signed with the Blue Jays as an international free agent on September 24, 2016.
- His favourite player growing up was 10-time All-Star **Albert Pujols**.
- Ranked by Baseball America as the 70th overall prospect heading into the 2021 season (5th on Toronto).

LAST SEASON:

- Had his contract selected on Sept. 11 and made his **MLB debut** with a start on Sept. 12 vs. NYM... At 21 years and 311 days old, made the 4th-youngest catcher debut in team history, behind **Brian Milner** (18.218 on June 23, 1978), **Carlos Delgado** (21.098 on Oct. 1, 1993) and **Greg Myers** (21.151 on Sept. 12, 1987)...Became the 2nd catcher in team history to skip Double-A and Triple-A, joining **Milner**, who went straight from the draft to the Majors...**Singled** off of **Chasen Shreve** in the 6th inning for his 1st career hit...Finished 1-for-3 with a walk and a run scored.
- Hit his **1st career home run** on Sept. 21 vs. NYY, becoming the youngest catcher in team history to do so...Led off the 3rd, 4th, 5th and 7th innings with a hit, becoming the 5th player in team history to lead off four innings with a hit in the same game...Became the 7th catcher in the last 50 years to record a four-hit game at the age of 21 or younger...Became the 7th player in team history with a four-hit game at 21 or younger (last: **Bo Bichette** on Aug. 12, 2019 at TEX).
- Made his postseason debut as the designated hitter in Game 1 of the ALWC on Sept. 29 at TB...At 21 years and 328 days old, was the 2nd youngest in MLB history to start at DH in the postseason, behind Oakland's **Claudell Washington** (21.035 on Oct. 5, 1975 at BOS)...Had the Blue Jays' **1st hit** of the playoffs, a single to start the 6th inning...Became the youngest player in team history to record a playoff hit, ahead of **Junior Felix** (22.003 in Game 3 of the 1989 ALCS vs. OAK)...Both his DH and hit marks were eclipsed a day later by **Vladimir Guerrero Jr.** (21.198).

Bold – career high; Red – league high

Year	Club and League	AVG	G	AB	R	H	2B	3B	HR	RBI	BB	IBB	SO	SB	CS	OBP	SLG	OPS	SH	SF	HBP
2017	GCL Blue Jays (GCL)	.000	1	2	0	0	0	0	0	0	0	0	0	0	0	.333	.000	.333	0	0	1
2018	Bluefield (APP)	.354	58	206	31	73	10	1	10	57	33	3	21	2	0	.443	.558	1.001	0	3	2
2019	Lansing (MID)	.299	21	77	15	23	6	1	3	8	18	0	8	1	0	.427	.519	.946	0	1	0
	Dunedin (FSL)	.288	71	233	26	67	25	0	4	36	38	1	31	2	0	.395	.446	.841	0	1	4
2020	TORONTO (AL)	.375	9	24	4	9	2	0	1	3	1	0	4	0	0	.400	.583	.983	0	0	0
	Minor Totals	.315	151	518	72	163	41	2	17	101	89	4	60	5	0	.418	.500	.918	0	5	7
	MAJOR TOTALS	.375	9	24	4	9	2	0	1	3	1	0	4	0	0	.400	.583	.983	0	0	0

WILD CARD RECORD

Year	Club and Opp.	AVG	G	AB	R	H	2B	3B	HR	RBI	BB	IBB	SO	SB	CS	OBP	SLG	OPS	SH	SF	HBP
2020	TOR vs. TB	.333	1	3	0	1	0	0	0	0	0	0	0	0	0	.333	.333	.667	0	0	0

HOME RUN BREAKDOWN

Total	ONE GAME												
	H	A	2	3	4	GS	LO	XN	IP	PH	RHP	LHP	
1	1	0	0	0	0	0	0	0	0	0	0	1	0

TRANSACTIONS

- Signed by the Toronto Blue Jays on September 24, 2016

GAME HIGHS

ML Debut	Sept 12, 2020 vs. NYM	Stolen Bases	None
Runs	3 – Sept. 21, 2020 vs. NYY	Last ML Home Run	Sept. 21, 2020 vs. NYY
Hits	4 – Sept. 21, 2020 vs. NYY	Longest Hitting Streak	4G – Sept. 21, 2020-current
Home Runs	1 – Sept. 21, 2020 vs. NYY	Longest On-Base Streak	4G – Sept. 21, 2020-current
RBI	2 – Sept. 26, 2020 vs. BAL	Longest Hitless Streak	4AB – Sept.12-15, 2020



MILESTONES

Category	Date	Opponent	Pitcher	Notes
Hit	1 Sept. 12, 2020	New York (NL)	Shreve	Single
Home Run	1 Sept. 21, 2020	New York (AL)	Green	1R
RBI	1 Sept. 21, 2020	New York (AL)	Green	Home Run

PROFESSIONAL CAREER:**MINORS:**

- Started his pro career with a single game for the GCL Blue Jays in 2017, as he spent over two months on the disabled list.
- Spent all of 2018 with Rookie-level Bluefield.
- Batted .354 with a 1.001 OPS in 58 games, while connecting for 10 doubles, a triple, 10 homers and 57 RBI.
- Boasted a 33BB/21K ratio for the year.
- Tied for the Appalachian League lead in RBI while ranked 3rd in AVG, 4th in hits (73), 4th in OBP (.443), 4th in SLG (.558) and 6th in OPS (1.001).
- Named a 2018 Post-Season All-Star.
- Started the 2019 season with 21 games for Class-A Lansing.
- Slashed .299/.427/.519 with 10 extra-base hits for the Lugnuts.
- Promoted to Advanced-A Dunedin on May 3.
- Kept a .288 average and an .841 OPS in 71 games to close out the campaign.
- Named an MiLB.com Organizational All-Star at the end of the season.





KLOFFENSTEIN

ADAM

84
PITCHER

BIRTHDATE August 25, 2000
 OPENING DAY AGE 20
 BIRTHPLACE Magnolia, TX
 RESIDENCE Magnolia, TX
 TWITTER @KingKloff

BATS/THROWS R/R
 HEIGHT/WEIGHT 6-5/243
 CONTRACT STATUS signed thru 2021
 M.L. SERVICE 0.000
 OPTIONS USED 0 of 3

PERSONAL:

- Adam Kloffenstein.
- Graduated in 2018 from Magnolia High School (TX)...Was selected by the Blue Jays in the 3rd round, just two rounds after his Magnolia teammate, **Jordan Groshans**, was taken by Toronto.
- Listed by Baseball America as Toronto's 9th-best prospect heading into the 2021 season.

LAST SEASON:

- Pitched a total of 21.1 innings with 20 strikeouts over nine games in the Constellation Energy League, a four-team league that ran for two months based in Texas...There he took instruction from three-time All-Star **Fernando Rodney**, seven-time Cy Young Award winner and former Blue Jay, **Roger Clemens**, and other retired players.

Bold - career high; Red - league high

Year	Club & League	W-L	ERA	G	GS	CG	ShO	SV	IP	H	R	ER	HR	HB	BB	IBB	SO	WP	BK	AVG
2018	GCL Blue Jays (GCL)	0-0	0.00	2	2	0	0	0	2.0	1	0	0	0	0	2	0	4	0	0	.143
2019	Vancouver (NWL)	4-4	2.24	13	13	0	0	0	64.1	47	23	16	4	4	23	0	64	5	0	.205
Minor Totals		4-4	2.17	15	15	0	0	0	66.1	48	23	16	4	4	25	0	68	5	0	.203

TRANSACTIONS

- Selected by the Toronto Blue Jays in the 3rd round of the 2018 First-Year Player Draft

PROFESSIONAL CAREER:

MINORS:

- Following a long high school season, pitched one inning in two games with the Rookie-level GCL Blue Jays to start his professional career in 2018.
- Made 13 starts for Class-A (short) Vancouver in 2019, going 4-4 with a 2.24 ERA and a 9.0 SO/9.
- Earned Northwest League Pitcher of the Week on July 21.
- Threw at least five innings in each of his last eight starts while allowing a total of eight earned runs for a 1.61 ERA over that stretch (44.2 IP).
- Named a NWL Mid-Season All-Star and a Post-Season All-Star.
- Also named a Baseball America Short-Season All-Star.

TORONTO, YOUNGEST OPENING DAY STARTERS - ALL-TIME

PITCHER	DATE	OPPONENT	AGE	IP	OUTCOME
Drew Hutchison	04/06/2015	at NYY	24 years, 227 days	6.0	W
Todd Stottlemire	04/09/1990	at TEX	24 years, 324 days	3.2	L
Marcus Stroman	04/03/2016	at TB	24 years, 338 days	8.0	W
Tom Underwood	04/05/1979	at KC	25 years, 104 days	1.2	L
Jim Clancy	04/09/1981	at DET	25 years, 113 days	6.0	ND
Dave Stieb	04/05/1983	at BOS	25 years, 258 days	6.0	W





NON-ROSTER

LARGE CULLEN

90

INFIELDER

BIRTHDATE January 22, 1996
 OPENING DAY AGE 25
 BIRTHPLACE Midlothian, VA
 RESIDENCE Richmond, VA
 TWITTER @cullenlarge

BATS/THROWS S/R
 HEIGHT/WEIGHT 6-1/185
 CONTRACT STATUS signed thru 2021
 M.L. SERVICE 0.000
 OPTIONS USED 0 of 3

PERSONAL:

- Cullen Large.
- Attended James River High School in Chesterfield, VA...Helped lead the Rapids to a 2011 regional title, 2013 district championship, and to the Virginia State Semifinals in 2011 and 201
- Played three seasons for the College of William and Mary...In his junior year, batted a team-best .338 and received ABCA/Rawlings All-East Region Second Team honours...Was also named to the All-CAA First Team and earned a spot on the All-ECAC Second Team.

LAST SEASON:

- Did not play due to the cancelled Minor League season.
- Worked out and trained at Richmond Baseball Academy for the summer.
- Took part in Toronto's Fall Development League.

Bold – career high; Red – league high

Year	Club and League	AVG	G	AB	R	H	2B	3B	HR	RBI	BB	IBB	SO	SB	CS	OBP	SLG	OPS	SH	SF	HBP
2017	Vancouver (NWL)	.246	34	126	16	31	8	1	0	7	18	0	28	3	0	.356	.325	.681	2	1	4
2018	Lansing (MID)	.316	27	95	32	30	9	0	5	18	13	0	18	3	0	.411	.568	.979	0	1	3
2019	GCL Blue Jays (GCL)	.250	2	4	0	1	0	0	0	0	0	0	3	0	0	.250	.250	.500	0	0	0
	Dunedin (FSL)	.269	84	294	51	79	23	3	4	40	39	1	91	3	3	.360	.408	.768	0	5	6
	New Hampshire (EAS)	.234	24	94	7	22	3	3	0	9	1	0	31	2	0	.273	.330	.603	0	0	4
Minor Totals		.266	171	613	106	163	43	7	9	74	71	1	171	11	3	.355	.403	.757	2	7	17

TRANSACTIONS

- Selected by the Toronto Blue Jays in the 5th round of the 2017 First-Year Player Draft

PROFESSIONAL CAREER:

MINORS:

- After he was drafted in 2017, joined Class-A (short) Vancouver where he batted .246 with a .356 on-base percentage in 34 games.
- Played for Class-A Lansing in 2018 and hit .316 with a .979 OPS but was limited to 27 games due to a pair of stints on the DL.
- Spent most of 2019 with Advanced-A Dunedin.
- Slashed .269/.360/.408 with 30 extra-base hits in 84 games for the D-Jays and was named a Florida State League Mid-Season All-Star.
- Ended the campaign with a promotion to Double-A New Hampshire where he played 24 games and kept a .234 average.
- After the season, played for Scottsdale in the Arizona Fall League...Batted .230 (14-for-61) with three doubles, a home run and eight RBI across 17 contests.

200 HOME RUNS

The Blue Jays have had 11 seasons in which they hit at least 200 home runs. Toronto hit a club-record 257 home runs in 2010 to lead the Majors.

Season	Home Runs
2010	257
2019	247
2000	244
2015	232
2017	222
2016	221
1998	221
2018	217
1987	215
1999	212
2009	209





LIRIANO FRANCISCO

45
PITCHER

BIRTHDATE October 26, 1983
 OPENING DAY AGE 37
 BIRTHPLACE San Cristobal, D.R.
 RESIDENCE Miami, FL
 TWITTER @NA

BATS/THROWS L/L
 HEIGHT/WEIGHT 6-3/225
 CONTRACT STATUS signed thru 2021
 M.L. SERVICE 13.104
 OPTIONS USED 2 of 3

NON-ROSTER

PERSONAL:

- Francisco Casillas Liriano.
- Graduated from Americo Pere High School (D.R.) in 1999.
- Signed by San Francisco as an amateur free agent on September 9, 2000.
- Married to Johanna and has two sons, Kevin and Francis, and two daughters, Natasha and Natalie.

LAST SEASON:

- Threw four hitless innings for the Philadelphia Phillies during Spring Training.
- Released by the club prior to the start of the 2020 regular season in July.
- Spent the remainder of the season training near his home in Miami.

Bold - career high; Red - league high

Year	Club & League	W-L	ERA	G	GS	CG	SHO	SV	IP	H	R	ER	HR	HB	BB	IBB	SO	WP	BK	AVG
2001	AZL Giants (AZL)	5-4	3.63	13	12	0	0	0	62.0	51	26	25	3	1	24	0	67	6	3	.232
	Salem-Keizer (NOR)	0-0	5.00	2	2	0	0	0	9.0	7	5	5	2	0	1	0	12	0	0	.206
2002	Hagerstown (SAL)	3-6	3.49	16	16	0	0	0	80.0	61	45	31	6	0	31	0	85	4	0	.210
2003	AZL Giants (AZL)	0-1	4.32	4	4	0	0	0	8.1	5	4	4	1	0	6	0	9	1	1	.192
	San Jose (CAL)	0-1	54.00	1	1	0	0	0	0.2	5	4	4	0	0	2	0	0	1	0	.714
2004	Fort Myers (FSL)	6-7	4.00	21	21	0	0	0	117.0	118	56	52	6	0	43	2	125	6	2	.269
	New Britain (EAS)	3-2	3.18	7	7	0	0	0	39.2	45	14	14	4	2	17	0	49	3	0	.287
2005	New Britain (EAS)	3-5	3.64	13	13	0	0	0	76.2	70	36	31	6	2	26	0	92	4	1	.242
	Rochester (INT)	9-2	1.78	14	14	0	0	0	91.0	56	25	18	4	0	24	0	112	2	1	.177
	MINNESOTA (AL)	1-2	5.70	6	4	0	0	0	23.2	19	15	15	4	0	7	0	33	0	0	.221
2006	MINNESOTA (AL)	12-3	2.16	28	16	0	0	1	121.0	89	31	29	9	1	32	0	144	9	1	.205
2007									Did not pitch due to injury											
2008	Fort Myers (FSL)	0-1	6.75	1	1	0	0	0	5.1	6	4	4	0	0	2	0	8	0	0	.300
	Rochester (INT)	10-2	3.28	19	19	0	0	0	118.0	102	44	43	8	3	31	1	113	4	0	.231
	MINNESOTA (AL)	6-4	3.91	14	14	0	0	0	76.0	74	40	33	7	1	32	1	67	3	0	.254
2009	MINNESOTA (AL)	5-13	5.80	29	24	0	0	0	136.2	147	93	88	21	6	65	0	122	5	1	.279
2010	MINNESOTA (AL)	14-10	3.62	31	31	0	0	0	191.2	184	77	77	9	10	58	0	201	10	1	.252
2011	MINNESOTA (AL)	9-10	5.09	26	24	1	1	0	134.1	125	81	76	14	7	75	1	112	9	0	.249
2012	MINNESOTA (AL)	3-10	5.31	22	17	0	0	0	100.0	89	63	59	12	4	55	4	109	6	1	.239
2012	CHICAGO (AL)	3-2	5.40	12	11	0	0	0	56.2	54	34	34	7	3	32	1	58	5	0	.251
2013	Bradenton (FSL)	0-0	0.00	1	1	0	0	0	3.0	0	0	0	0	0	0	0	6	0	0	.000
	Altoona (EAS)	0-1	13.50	1	1	0	0	0	2.2	4	4	4	1	0	3	0	4	0	0	.333
	Indianapolis (INT)	2-0	3.38	3	3	0	0	0	16.0	15	6	6	1	1	1	0	23	1	0	.238
	PITTSBURGH (NL)	16-8	3.02	26	26	2	0	0	161.0	134	54	54	9	0	63	0	163	7	2	.224
2014	Indianapolis (INT)	0-0	0.00	1	1	0	0	0	6.0	3	0	0	0	0	0	0	8	0	0	.150
	PITTSBURGH (NL)	7-10	3.38	29	29	0	0	0	162.1	130	68	61	13	4	81	3	175	12	0	.218
2015	PITTSBURGH (NL)	12-7	3.38	31	31	0	0	0	186.2	155	75	70	15	5	70	1	205	10	1	.223
2016	PITTSBURGH (NL)	6-11	5.46	21	21	0	0	0	113.2	115	76	69	19	7	69	1	116	8	0	.264
2016	TORONTO (AL)	2-2	2.92	10	8	0	0	0	49.1	42	22	16	7	2	16	0	52	1	0	.222
2017	Buffalo (INT)	0-0	4.15	1	1	0	0	0	4.1	3	3	2	0	0	2	0	7	0	0	.188
	TORONTO (AL)	6-5	5.88	18	18	0	0	0	82.2	91	57	54	11	2	43	1	74	4	1	.280
	HOUSTON (AL)	0-2	4.40	20	0	0	0	0	14.1	14	9	7	0	2	10	1	11	1	0	.269
2018	Toledo (INT)	0-1	18.00	1	1	0	0	0	4.0	11	8	8	2	2	0	0	7	0	0	.500
	DETROIT (AL)	5-12	4.58	27	26	0	0	0	133.2	127	84	68	19	5	73	0	110	9	0	.252
2019	PITTSBURGH (NL)	5-3	3.47	69	0	0	0	0	70.0	60	32	27	8	3	35	1	63	1	0	.232
Minor Totals		41-33	3.51	119	118	0	0	0	643.2	562	284	251	44	11	213	3	727	32	8	.236
MAJOR TOTALS		112-114	4.15	419	300	3	1	1	1813.2	1649	911	837	184	62	816	15	1815	100	8	.242

WILD CARD RECORD

Year	Club and Opp.	W-L	ERA	G	GS	CG	ShO	SV	IP	H	R	ER	HR	HB	BB	IBB	SO	WP	BK	AVG
2013	PIT vs. CIN	1-0	1.29	1	1	0	0	0	7.0	4	1	1	0	1	1	0	5	0	0	.167
2016	TOR vs. BAL	1-0	0.00	1	0	0	0	0	1.2	0	0	0	0	0	0	0	1	0	0	.000
TOTALS		2-0	1.04	2	1	0	0	0	8.2	4	1	1	0	1	1	0	6	0	0	.138

DIVISION SERIES RECORD

Year	Club and Opp.	W-L	ERA	G	GS	CG	ShO	SV	IP	H	R	ER	HR	HB	BB	IBB	SO	WP	BK	AVG
2009	MIN vs. NYY	0-0	4.50	1	0	0	0	0	2.0	1	2	1	1	0	1	0	1	0	0	.143
2010	MIN vs. NYY	0-0	6.35	1	1	0	0	0	5.2	6	4	4	0	0	3	0	7	1	0	.261
2013	PIT vs. STL	0-0	3.00	1	1	0	0	0	6.0	3	2	2	0	1	2	0	5	1	0	.143
2016	TOR vs. TEX	0-0	54.00	1	0	0	0	0	0.1	2	2	2	0	0	1	0	0	0	0	.667
2017	HOU vs. BOS	0-1	13.50	2	0	0	0	0	0.2	2	1	1	1	0	0	0	0	0	0	.500
TOTALS		0-1	6.14	6	2	0	0	0	14.2	14	11	10	2	1	7	0	13	2	0	.241

BIOGRAPHIES

LAST SEASON

HISTORY

RECORDS

OPPONENTS

PLAYER DEV.

MEDIA & MISC.



CHAMPIONSHIP SERIES RECORD

Year	Club and Opp.	W-L	ERA	G	GS	CG	ShO	SV	IP	H	R	ER	HR	HB	BB	IBB	SO	WP	BK	AVG
2017	HOU vs. NYY	0-0	0.00	1	0	0	0	0	1.0	0	0	0	0	0	1	0	1	1	0	.000

WORLD SERIES RECORD

Year	Club and Opp.	W-L	ERA	G	GS	CG	ShO	SV	IP	H	R	ER	HR	HB	BB	IBB	SO	WP	BK	AVG
2017	HOU vs. LAD	0-0	0.00	2	0	0	0	0	0.2	0	0	0	0	0	0	0	1	0	0	.000

WORLD BASEBALL CLASSIC RECORD

Year	Country	W-L	ERA	G	GS	CG	ShO	SV	IP	H	R	ER	HR	HB	BB	IBB	SO	WP	BK	AVG
2006	Dominican Republic	0-0	1.69	2	0	0	0	0	5.1	3	2	1	0	0	3	0	8	0	0	.150

TRANSACTIONS

- Signed by the San Francisco Giants as an amateur free agent on September 9, 2000
- Traded to the Minnesota Twins along with RHP Joe Nathan and RHP Boof Bonser in exchange for C A.J. Pierzynski and cash considerations on November 14, 2003
- On disabled list (left UCL injury) from August 8-September 10, 2006
- On disabled list (Tommy John surgery recovery) on March 24, 2007 for the remainder of the season
- On disabled list (left shoulder inflammation) from August 18-September 8, 2009
- On disabled list (left shoulder inflammation) from May 23-June 6, 2011
- On disabled list (left shoulder strain) from August 26-September 15
- Traded to the Chicago White Sox in exchange for SS Eduardo Escobar and LHP Pedro Hernandez on July 28, 2012
- Signed by the Pittsburgh Pirates on February 8, 2013
- On disabled list (fractured right arm) from March 22-May 10, 2013
- On disabled list (strained left oblique) from June 11-July 12
- Signed by the Pittsburgh Pirates on December 12, 2014
- Traded to the Toronto Blue Jays along with OF Harold Ramirez and C Reese McGuire in exchange for RHP Drew Hutchison on August 1, 2016
- On disabled list (left shoulder inflammation) from May 11-June 1, 2017
- Traded to the Houston Astros in exchange for OF Norichika Aoki and OF Teoscar Hernández on July 31, 2017
- Signed by the Detroit Tigers on February 23, 2018
- On disabled list (right hamstring strain) from May 27-June 22, 2018
- Signed by the Pittsburgh Pirates on February 4, 2019
- Signed by the Philadelphia Phillies on January 22, 2020
- Signed by the Toronto Blue Jays on February 3, 2021

GAME HIGHS

ML Debut	Sept. 5, 2005 vs. TEX	ER Allowed	10 – Aug. 9, 2013 at COL
Innings Pitched:		HR Allowed	3 – 6x, last: May 26, 2018 vs. CWS
Starter	9.0 – 3x, last: Aug. 14, 2013 at STL	Low Hit CG	0 – May 3, 2011 at CWS
Reliever	3.0 – 2x, last: May 9, 2006 at TEX	Last Win	Sept. 24, 2019 vs. CHC
Walks:		Last Save	May 9, 2006 at TEX
Starter	7 – 2x, last: Sept. 1, 2012 at DET	Last CG	Aug. 14, 2013 at STL
Reliever	3 – May 14, 2012 vs. GLE	Last ShO	May 3, 2011 at CWS
Strikeouts:		Last Start	Sept. 27, 2018 at MIN
Starter	15 – July 13, 2012 vs. OAK	Last Relief App.	Sept. 27, 2019 vs. CIN
Reliever	5 – 2x, last: April 29, 2006 at DET	Longest Win Streak	8G – July 16-Sept. 14, 2010
Hits Allowed	12 – Aug. 9, 2013 at COL	Longest Losing Streak	5G – 2x, last: April 5-May 25, 2014
		Scoreless Innings Streak	23.0 – April 15-27, 2010

MILESTONES

Category	Date	Opponent	Notes
Start	1 Sept. 14, 2005	at Detroit	ND - 5.0 IP, 2H, 2ER, 1HR, 1BB, 6K
	100 June 12, 2011	Texas	W - 8.0 IP, 2H, 1ER, 0HR, 0BB, 9K
	200 April 26, 2015	at Arizona	W - 6.1 IP, 2H, 0ER, 0HR, 6BB, 7K
	300 Sept. 27, 2018	at Minnesota	L - 2.2 IP, 3H, 4ER, 0HR, 2BB, 5K
Win	1 Sept. 30, 2005	Detroit	7.0 IP, 5H, 2ER, 1HR, 0BB, 8K
	100 June 25, 2017	at Kansas City	6.0 IP, 6H, 2ER, 1HR, 1BB, 2K
ShO	1 May 3, 2011	at Chicago (AL)	9.0 IP, 0H, 6BB, 2K - No Hitter
10+ Strikeout Games (27)			
	27 April 13, 2017	Baltimore	10 strikeouts
Strikeout	1000 Sept. 20, 2013	Cincinnati	Chris Heisey
Save	1 May 9, 2006	at Texas	3.0 IP, 4H, 0ER, 0BB, 3K



PROFESSIONAL CAREER:

2005:

- Recalled by Minnesota on Sept. 2 and made his **MLB debut** with an inning of relief on Sept. 5 vs. TEX.
- Made his 1st career start on Sept. 14 at DET.
- Picked up his 1st win on Sept. 30 vs. DET (7.0 IP, 5H, 2ER, 1HR, 8K).
- Named USA Today Minor League Player of the Year and Triple-A Player of the Year by Baseball America.
- Led all Minor League pitchers in strikeouts and played for World Team in the MLB All-Star Futures game.

2006:

- Entered the season ranked by Baseball America as Minnesota's best prospect.
- Went 10-1 with a 1.83 ERA (18 ER/88.1 IP) in 22 games (10 starts) before the All-Star break.
- Finished 3rd in AL Rookie of the Year voting with 30 points (recording one 1st-place vote), behind **Justin Verlander** and **Jonathan Papelbon**.
- Named AL Rookie of the Month for June and July, becoming the 2nd player in history to win the award in consecutive months (**Ichiro Suzuki** in 2001).
- Named to his 1st All-Star team.
- Placed on the DL with a strained left UCL from Aug. 8-Sept. 10.
- Underwent Tommy John Surgery on his left elbow on Nov. 6.

2007:

- Missed the entire season recovering from Tommy John surgery on his left elbow.

2008:

- Began the season on a Minor League rehab program before he was recalled by Minnesota on April 12.
- Made three starts and went 0-3 with a 11.32 ERA before being optioned back to Triple-A Rochester on April 25.
- Went 5-0 with a 1.32 ERA (5 ER/34.0 IP) in five July starts and was named the Topps International League Player of the Month...Went 10-0 with a 2.67 ERA (21 ER/70.2 IP) in his last 11 starts for Rochester before being recalled by the Twins on Aug. 1.
- Finished the month of August with a 1.23 ERA, the 2nd-lowest ERA in MLB (min. 5 GS), behind **CC Sabathia** (1.12).

2009:

- Made his 1st career Opening Day start on April 6 vs. SEA.
- Placed on the DL with left shoulder inflammation from Aug. 18-Sept. 8.
- Made six appearances (one start) after being activated, going 0-1 with a 5.79 ERA (6 ER/9.1 IP).
- Made his 1st career postseason appearance with 2.0 innings of relief in Game 1 of the ALDS at NYY.

2010:

- Named the AL Comeback Player of the Year.
- His 20 quality starts were twice as many as his previous career high (10 in both 2006 and 2009).
- Became just the 5th different pitcher to strike out 200+ batters and allow nine-or-fewer home runs in a season, joining **Kevin Brown** in 1998, **Roger Clemens** in 1997 and 1990, **Dwight Gooden** in 1984 and **Pedro Martínez** in 1999 and 2003.
- Selected as the AL Pitcher of the Month for April (3-0, 0.93 ERA, 3 ER/29.0 IP)...Was the only pitcher in the AL with a sub-1.00 ERA for the month.
- Strung together a career-best 23.0-inning scoreless streak from April 15-27...Also had a 21.0-inning scoreless streak from July 21-Aug. 1.
- Registered consecutive double-digit strikeout games on June 5 at OAK (10) and June 11 vs. ATL (11).
- Struck out seven consecutive batters on June 11 vs. ATL.
- Had career-best eight-game winning streak from July 16-Sept. 14.
- Made his 1st career postseason start in Game 1 of the ALDS vs. NYY (5.2 IP, 4ER, 3BB, 7K).

2011:

- Tossed the 263rd no-hitter in MLB history and the 6th in Twins history on May 3 at CWS...Became the 5th Dominican-born pitcher to toss a no-hitter in MLB history, joining **Juan Marichal** (1963), **Ramón Martínez** (1995), **José Jiménez** (1999) and **Ubaldo Jiménez** (2010).
- Named AL Co-Player of the Week for the week-ending on May 8, along with **Justin Verlander** who tossed a no-hitter on May 7 at TOR.
- Placed on the DL with left shoulder inflammation from May 23-June 6, and again with a left shoulder strain from Aug. 26-Sept. 15.

2012:

- Opened the season with the Twins before being traded to the White Sox on July 28.
- Went 6-12 with a 5.34 ERA in 34 combined games (28 starts) between both clubs.
- Struck out a career-high 15 batters on July 13 vs. OAK.

2013:

- Named the NL Comeback Player of the Year and was named Pittsburgh's Most Outstanding Pitcher by the local chapter of the BBWAA.
- Went 8-1 with a 1.47 ERA (12 ER/73.2 IP) in 11 starts at home.
- Began the season on the DL with a right humerus fracture before being activated on May 11.
- Tossed 45.2 innings to begin the season without allowing a home run.
- Went 9-3 with a 2.00 ERA (17 ER/76.2 IP) before the All-Star break.
- Claimed NL Pitcher of the Week for July 29-Aug. 4.
- Fanned a season-high 13 batters on Aug. 19 at SD.
- Collected his 1,000th career strikeout on Sept. 20 vs. CIN.
- Started and won the Wild Card Game on Oct. 1 vs. CIN with 7.0 frames of one-run ball...Also singled off **Johnny Cueto** in his first at-bat.
- Took a no-decision with 6.0 innings of work in Game 3 of the NLDS vs. STL.

2014:

- Ranked 3rd in the NL in opponents' average (.218), behind **Johnny Cueto** (.194) and **Clayton Kershaw** (.196).
- Averaged 9.70 SO/9, which ranked 3rd behind **Clayton Kershaw** (10.80) and **Stephen Strasburg** (10.10).
- Landed on the DL with a left oblique strain from June 11-July 12.
- Allowed two earned runs or fewer in six straight starts from July 18-Aug. 14.
- Had a 20.0-inning scoreless streak from Aug. 31- Sept. 17.

2015:

- Among NL pitchers, ranked 5th in opponents' average (.220) and 9th in strikeouts (205).
- Posted a 2.27 ERA on the road (23 ER/91.1 IP), which ranked 4th in the NL.
- Recorded six double-digit strikeout games.
- Hit his 1st career home run of **Mat Latos** on Aug. 8 vs. LAD...Also had a career-high three RBI.
- Pittsburgh won 16 of his final 17 starts, including 11 straight from June 26-Aug. 28.

2016:

- Began the season with the Pirates and was traded to the Blue Jays on Aug. 1.
- After being acquired, made eight starts and two relief appearances for Toronto, going 2-2 with a 2.92 ERA (16 ER/49.1 IP).
- Picked up the win and retired all five batters faced in relief during the Wild Card Game on Oct. 4 vs. BAL.
- During Game 2 of the ALDS, was struck near the back of the head in the 8th inning by a **Carlos Gomez** line-drive single... Placed on the seven-day concussion DL following the game...Was activated prior to Game 2 of the ALCS, but did not appear in the series.

2017:

- Started the season with the Blue Jays but was traded to the Astros on July 31.
- Made 18 starts and went 6-5 with a 5.88 ERA for Toronto.
- Placed on the DL with left shoulder inflammation from May 11-June 1.
- Collected his 100th career win on June 25 at KC, becoming the 13th Dominican-born pitcher to reach 100 MLB wins.
- Posted a 4.40 ERA in 20 relief appearances for Houston.
- Made five postseason appearances in the Astros' run to a World Series championship, allowing one run over 2.1 innings.

2018:

- Spent the season with the Tigers and made 26 starts and one relief appearance.
- Named Detroit's Pitcher of the Month for March/April as he went 3-1 with a 3.38 ERA (11 ER/29.1 IP) in five starts.
- Allowed three runs or fewer in each of his first seven starts.
- Landed on the DL with a right hamstring strain from May 27-June 22.
- Made his 300th career start on Sept. 27 at MIN, becoming the 8th Dominican-born pitcher to ever reach that plateau.

2019:

- Pitched exclusively in relief for the first time in his career as he returned to the Pirates.
- Made a career-high 69 appearances, tied for 7th most among all left-handed pitchers.
- Registered a 1.16 ERA (3 ER/23.1 IP) in 13 appearances when he pitched more than 1.0 inning.

OLDEST & YOUNGEST BLUE JAYS**OLDEST BLUE JAYS
(40 YEARS OR OLDER)**

Player	D.O.B	Last Game	Age at Last Game
Phil Niekro	April 1, 1939	Aug. 29, 1987	48 yrs, 4 mths, 28 days
Omar Vizquel	April 24, 1967	Oct. 3, 2012	45 yrs, 5 mths, 9 days
Darren Oliver	Oct. 6, 1970	Sept. 29, 2013	42 yrs, 11 mths, 23 days
LaTroy Hawkins	Dec. 21, 1972	Oct. 3, 2015	42 yrs, 9 mths, 12 days
Henry Blanco	Aug. 29, 1971	June 5, 2013	41 yrs, 8 mths, 7 days
Dave Stieb	July 22, 1957	Sept. 25, 1998	41 yrs, 2 mths, 3 days
Dave Winfield	Oct. 3, 1951	Oct. 24, 1992	41 yrs, 0 mths, 21 days
Matt Stairs	Feb. 27, 1968	Aug. 27, 2008	40 yrs, 6 mths, 0 days
Dave Parker	June 9, 1951	Oct. 2, 1991	40 yrs, 3 mths, 23 days
Dan Plesac	Feb. 4, 1962	May 22, 2002	40 yrs, 3 mths, 18 days
Ramon Ortiz	May 23, 1973	June 2, 2013	40 yrs, 0 mths, 10 days

**YOUNGEST BLUE JAYS
(20 YEARS OR YOUNGER)**

Player	D.O.B	First Game	Age at First Game
Brian Milner	Nov. 17, 1959	June 23, 1978	18 yrs, 7 mths, 6 days
Elvis Luciano	Feb. 15, 2000	March 31, 2019	19 yrs, 1 mth, 14 days
Fred Manrique	Nov. 5, 1961	Aug. 23, 1981	19 yrs, 9 mths, 18 days
Manny Lee	June 17, 1965	April 10, 1985	19 yrs, 9 mths, 24 days
Roberto Osuna	Feb. 7, 1995	April 8, 2015	20 yrs, 2 mths, 1 day
Vladimir Guerrero Jr.	Mar. 16, 1999	April 26, 2019	20 yrs, 1 mth, 10 days
Miguel Castro	Dec. 24, 1994	April 6, 2015	20 yrs, 3 mths, 13 days
Travis Snider	Feb. 2, 1988	Aug. 29, 2008	20 yrs, 6 mths, 27 days





LOPEZ OTTO

72

INFIELDER

BIRTHDATE October 1, 1998
OPENING DAY AGE 22
BIRTHPLACE Santo Domingo, D.R.
RESIDENCE Santo Domingo, D.R.
TWITTER NA

BATS/THROWS R/R
HEIGHT/WEIGHT 5-10/178
CONTRACT STATUS signed thru 2021
M.L. SERVICE 0.000
OPTIONS USED 0 of 3

PERSONAL:

- Otto Ariel Lopez.
- Spent his formative years, age 10 to 14, with his family in Montreal and speaks Spanish, French and English.
- Signed by the Blue Jays as an international free agent on July 4, 2016.

LAST SEASON:

- Took part in three Major League Spring Training games and went 2-for-6 at the plate with both hits going for doubles.
- Added to Toronto's 40-man roster in November to protect him from the Rule 5 Draft.
- Played in the Dominican Winter League with Escogido and batted .254 across 18 games.

Bold – career high; Red – league high

Year	Club and League	AVG	G	AB	R	H	2B	3B	HR	RBI	BB	IBB	SO	SB	CS	OBP	SLG	OPS	SH	SF	HBP
2017	GCL Blue Jays (GCL)	.275	51	178	30	49	6	3	1	15	19	0	23	7	3	.361	.360	.721	1	0	5
2018	Bluefield (APP)	.364	7	33	8	12	5	2	0	6	0	0	5	1	0	.382	.636	1.018	0	0	1
	Vancouver (NWL)	.297	51	175	31	52	7	4	3	22	26	0	21	13	6	.390	.434	.824	1	2	2
2019	Lansing (MID)	.324	108	447	61	145	20	5	5	50	34	0	63	20	15	.371	.425	.796	4	5	2
Minor Totals		.310	217	833	130	258	38	14	9	93	79	0	112	41	24	.374	.421	.795	6	7	10

TRANSACTIONS

- Signed by the Toronto Blue Jays on July 4, 2016

PROFESSIONAL CAREER:

MINORS:

- Made his pro debut in 2017 with the GCL Blue Jays and hit .275 with 10 extra-base hits over 51 contests.
- Started 2018 with Rookie-level Bluefield and batted .364 with seven extra-base hits in seven games before being promoted to Class-A (short) Vancouver.
- Slashed .297/.390/.434 across 51 games for the Canadians and was named a 2018 Northwest League Post-Season All-Star.
- Spent his entire 2019 campaign with Class-A Lansing.
- Posted a .324 batting average over 108 contests for the Lugnuts, including 20 doubles, five triples, five home runs and 50 RBI...Recorded hits in 31 of his last 32 games while hitting .385 (55-for-143).
- Led the Midwest League in batting average and hits (145 while 3rd in OPS (.796), 5th in total bases (190), 6th in SLG (.425) and 9th in OBP (.371).
- Named an MiLB.com Organizational All-Star.
- Played for the Leones de Escogido in the Dominican Winter League and hit .289 in 13 contests.

SEASONS IN WHICH TORONTO WAS THE 1ST TEAM TO SCORE 500 RUNS

YEAR	DATE	GAME #
2003	June 28	81
1986	July 20	94
2015	July 21	95
2012	July 28	100

BIOGRAPHIES

LAST SEASON

HISTORY

RECORDS

OPPONENTS

PLAYER DEV.

MEDIA & MISC.





LUCIANO ELVIS

65
PITCHER

BIRTHDATE February 15, 2000
 OPENING DAY AGE 21
 BIRTHPLACE Boca Chica, D.R.
 RESIDENCE Boca Chica, D.R.
 TWITTER NA

BATS/THROWS R/R
 HEIGHT/WEIGHT 6-3/219
 CONTRACT STATUS signed thru 2021
 M.L. SERVICE 1.000
 OPTIONS USED 1 of 3

PERSONAL:

- Elvis Enmanuel Luciano.
- Signed as an international free agent with the Arizona Diamondbacks on October 1, 2016.
- Became Toronto's first 2000-born player to make the 40-man roster.
- Favourite player growing up was Hall of Fame pitcher **Pedro Martinez**.

LAST SEASON:

- Made three scoreless one-inning appearances during Spring Training, allowing just one hit to 10 batters faced...Struck out two hitters without issuing a walk (0.33 WHIP).
- Received an invite to Summer Camp at Rogers Centre.
- Spent the season at the club's alternate training site.

Bold – career high; Red – league high

Year	Club & League	W-L	ERA	G	GS	CG	ShO	SV	IP	H	R	ER	HR	HB	BB	IBB	SO	WP	BK	AVG
2017	DSL D-backs1 (DSL)	3-1	2.98	11	6	0	0	0	48.1	42	20	16	2	1	15	0	41	3	0	.236
	AZL D-backs (AZL)	1-0	2.76	4	2	0	0	1	16.1	16	10	5	0	1	3	1	9	2	0	.242
	Missoula (Pio)	0-0	0.00	1	0	0	0	0	2.0	0	0	0	0	0	0	0	2	0	0	.000
2018	Burlington (APP)	3-5	4.66	11	11	0	0	0	56.0	55	30	29	4	6	20	0	56	6	0	.255
	Idaho Falls (PID)	2-0	0.00	2	1	0	0	0	11.0	6	1	0	0	1	3	0	14	4	0	.162
2019	TORONTO (AL)	1-0	5.35	25	0	0	0	0	33.2	36	20	20	4	3	24	1	27	4	0	.275
Minor Totals		9-6	3.37	29	20	0	0	1	133.2	119	61	50	6	9	41	1	122	15	0	.237
MAJOR TOTALS		1-0	5.35	25	0	0	0	0	33.2	36	20	20	4	3	24	1	27	4	0	.275

TRANSACTIONS

- Signed by the Arizona Diamondbacks on October 1, 2016
- Traded to the Kansas City Royals along with LHP Gabe Speier in exchange for OF Jon Jay on June 6, 2018
- Selected by the Toronto Blue Jays in the Rule 5 Draft (10th overall) on December 13, 2018
- On the injured list (right elbow strain) from June 13-Sept. 11, 2019

GAME HIGHS

ML Debut	March 31, 2019 vs. DET	ER Allowed	4 – May 20, 2019 vs. BOS
Innings Pitched:	None	HR Allowed	1 – 4x, last: June 7, 2019 vs. RSI
Starter	None	Low Hit CG	None
Reliever	2.2 – 2x, last: May 31, 2019 at COL	Last Win	April 28, 2019 vs. OAK
Walks:	None	Last Save	None
Starter	None	Last CG	None
Reliever	2 – 8x, last: June 9 vs. ARI	Last ShO	None
Strikeouts:	None	Last Start	None
Starter	None	Last Relief App.	Sept. 27, 2019 vs. TB
Reliever	3 – May 4, 2019 at TEX	Longest Win Streak	1G – April 28, 2019-current
Hits Allowed	5 – May 23, 2019 vs. BOS	Longest Losing Streak	None
		Scoreless Innings Streak	6.0 – 2x, last: Sept. 14-27, 2019

MILESTONES

Category	Date	Opponent	Notes
Win	1 April 28, 2019	Oakland	0.1 IP, 0H, 0ER, 0BB, 0K



PROFESSIONAL CAREER:

MINORS:

- Played his 1st season as a pro in 2017, pitching for three rookie-level teams.
- Started with the DSL Diamondbacks for 11 games (six starts) where he posted a 2.98 ERA.
- Joined the Arizona League D-backs for four games in August and went 1-0 with a 2.76 ERA.
- Made one appearance at the end of his 2017 campaign for the Rookie-level Missoula Osprey of the Pioneer League (2.0 IP, 2K).
- Was traded along with LHP **Gabe Speier** from Arizona to Kansas City in exchange for OF **Jon Jay** on June 6, 2018
- Played the majority of the 2018 season with the Burlington Royals of the Rookie-level Appalachian League.
- Was assigned to the Rookie-level Idaho Falls Chukars for two games at the end of August.
- Earned the win in each of his last five outings while allowing just two earned runs over 29.0 innings (18H, 10BB, 35K).
- Selected by the Toronto Blue Jays in the Rule 5 Draft on December 13 (10th overall)...Was available as an 18-year-old because of an earlier voiding of his contract due to a health issue.


2019:

- Made seven appearances of 2.0+ innings and held a 1.76 ERA (3 ER/15.1 IP) in those outings.
- Became the 1st 2000-born player to appear in a Major League game when he took the mound on March 31 vs. DET...At 19 years and 44 days old, became the youngest Blue Jay to pitch in a game (2nd youngest player: **Brian Milner** - 18.218 on June 23, 1978 at CLE)...Allowed one hit over 1.1 IP with one walk and his [1st career strikeout \(Mikie Mahtook\)](#).
- Earned his 1st MLB win on April 28 vs. OAK (0.1 IP, HBP)...Became the youngest pitcher in franchise history to record a win, doing so at 19 years and 72 days old, ahead of **Roberto Osuna** (20.100)...Was the youngest MLB pitcher to pick up his 1st win since **Jose Rijo** did so on May 10, 1984 (18.363).
- Landed on the injured list from June 13-Sept. 11 with a right elbow strain.
- Did not allow a run in five appearances after returning from the IL (6.0 IP, 3H, 1BB, 5K).
- After the season, made six starts (20.1 IP) for the Tigres de Licey in the Dominican Winter League.

TORONTO, YOUNGEST PITCHERS MLB DEBUT - ALL-TIME

PLAYER	DATE	OPPONENT	AGE
Elvis Luciano	03/31/2019	vs. DET	19 years, 44 days
Roberto Osuna	04/08/2015	at NYY	20 years, 60 days
Miguel Castro	04/06/2015	at NYY	20 years, 103 days
Victor Cruz	06/24/1978	at CLE	20 years, 182 days
Jeff Byrd	06/20/1977	vs. CLE	20 years, 221 days
Phil Huffman	04/10/1979	at CWS	20 years, 294 days





NON-ROSTER

MANOAH

ALEK

75

PITCHER

BIRTHDATE January 9, 1998
 OPENING DAY AGE 23
 BIRTHPLACE Homestead, FL
 RESIDENCE Miami, FL
 TWITTER @Alek_Manoah47

BATS/THROWS R/R
 HEIGHT/WEIGHT 6-6/285
 CONTRACT STATUS signed thru 2021
 M.L. SERVICE 0.000
 OPTIONS USED 0 of 3

PERSONAL:

- Alek Isaac Manoah.
- Brother to **Erik Manoah Jr.** who was drafted by the Mets in 2014 and joined the Angels organization after a trade in 2016.
- Attended South Dade High School in his hometown of Homestead, FL.
- Went on to pitch for West Virginia University...Posted a 2.81 ERA with 249 strikeouts in 218.0 innings over three seasons.
- Ranked by Baseball America as Toronto's 5th-best prospect in 2020 and is now listed at 7th going into the 2021 season.

LAST SEASON:

- Was one of 60 players invited to Summer Camp at Rogers Centre in July.
- Spent the season at Toronto's alternate training site in Rochester, NY.

Bold - career high; Red - league high

Year	Club & League	W-L	ERA	G	GS	CG	ShO	SV	IP	H	R	ER	HR	HB	BB	IBB	SO	WP	BK	AVG
2019	Vancouver (NWL)	0-1	2.65	6	6	0	0	0	17.0	13	5	5	1	2	5	0	27	1	0	.213
Minor Totals		0-1	2.65	6	6	0	0	0	17.0	13	5	5	1	2	5	0	27	1	0	.213

TRANSACTIONS

- Selected by the Toronto Blue Jays in the 1st round (11th overall) of the 2019 First-Year Player Draft

PROFESSIONAL CAREER:

MINORS:

- After he was taken 11th overall by the Blue Jays, was assigned to Class-A (short) Vancouver to begin his professional career.
- Made six starts for the Canadians, allowing a total of five runs over 17.0 frames for a 2.65 ERA.
- Fanned 27 batters and walked just five for a 1.06 WHIP and a 14.3 SO/9.

TORONTO, LONGEST CONSECUTIVE BATTERS RETIRED STREAKS

BF	First	Last	Pitcher
26	08/04/1989	08/04/1989	Dave Stieb
25	04/13/2013	05/07/2013	Casey Janssen
25	05/31/2013	07/17/2013	Brett Cecil
25	06/17/1995	06/17/1995	David Cone
25	06/13/1991	06/19/1991	Jimmy Key
25	09/22/1982	09/28/1982	Jim Clancy





MARTIN AUSTIN

80
INFIELDER

NON-ROSTER

BIRTHDATE March 23, 1999
 OPENING DAY AGE 22
 BIRTHPLACE DeLand, FL
 RESIDENCE Orange Park, FL
 TWITTER @austin_martin99

BATS/THROWS R/R
 HEIGHT/WEIGHT 6-0/189
 CONTRACT STATUS signed thru 2021
 M.L. SERVICE 0.000
 OPTIONS USED 0 of 3

PERSONAL:

- Christopher Austin Martin.
- Played high school baseball at Trinity Christian Academy in Jacksonville, FL...Picked in the 37th round by Cleveland in 2017 but did not sign.
- Attended Vanderbilt University where he hit .377 with a .507 on-base percentage in his junior year...Was part of Vanderbilt's College World Series title in 2019, a season in which he led all NCAA Division I batters in runs (87), while topping the Southeastern Conference in batting average (.392) and on-base percentage (.486)...His 87 runs scored set a Vanderbilt single-season record...Named to the 2019 All-SEC First Team and the SEC All-Defensive Team...A year earlier, claimed 2018 Collegiate Baseball Freshman All-American.
- Listed by Baseball America as Toronto's 2nd-best prospect and MLB's 19th-overall prospect heading into the 2021 season...Ranked 22nd overall by MLB Pipeline.

LAST SEASON:

- Batted .377 (20-for-53) with six doubles, three home runs and 11 RBI over 16 games in the shortened college season.
- Posted a .507 on-base percentage as he drew 10 walks and was hit by a pitch five times while striking out just twice.
- Ranked as the 2nd-overall prospect by both MLB Pipeline and Baseball America heading into the 2020 First-Year Player Draft.
- Taken by the Blue Jays with the 5th-overall selection and signed on July 8.
- Joined the club for Summer Camp at Rogers Centre in July.
- Spent the regular season at the club's alternate training site.

Bold – career high; Red – league high

Year	Club and League	AVG	G	AB	R	H	2B	3B	HR	RBI	BB	IBB	SO	SB	CS	OBP	SLG	OPS	SH	SF	HBP
2018	Vanderbilt (SEC)	.338	59	222	44	75	14	0	1	19	35	-	46	22	8	.452	.414	.866	1	3	12
2019	Vanderbilt (SEC)	.392	65	268	87	105	19	4	10	46	40	-	34	18	5	.486	.604	1.091	3	0	12
2020	Vanderbilt (SEC)	.377	16	53	15	20	6	0	3	11	10	-	2	3	1	.507	.660	1.168	1	0	5
NCAA Totals		.368	140	543	146	200	39	4	14	76	85	-	82	43	14	.474	.532	1.007	5	3	29

TRANSACTIONS

- Selected by the Toronto Blue Jays in the 1st round (5th overall) of the 2020 First-Year Player Draft

FIRST-YEAR PLAYER DRAFT, 1ST ROUND SELECTIONS

1977	Tom Goffena-SS, #25	2000	Miguel Negron-OF, #18
1978	Lloyd Moseby-OF, #2	2001	Gabe Gross-OF, #15
1979	Jay Schroeder-C, #3	2002	Russ Adams-SS, #14
1980	Garry Harris-SS, #2	2003	Aaron Hill-SS, #13
1981	Matt Williams-RHP, #5	2004	David Purcey-LHP, #16
1981	John Cerutti-LHP, #21	2005	Ricky Romero-LHP, #6
1982	Augie Schmidt-SS, #2	2006	Travis Snider-OF, #16
1983	Matt Stark-C, #9	2007	Kevin Ahrens-INF, #11
1985	Greg David-OF, #25	2007	J.P. Arencibia-C, #21
1986	Earl Sanders-RHP, #25	2008	David Cooper-IB, #17
1987	Alex Sanchez-RHP, #17	2009	Chad Jenkins-RHP, #20
1988	Ed Sprague-3B, #25	2010	Deck McGuire-RHP, #11
1989	Eddie Zosky-SS, #19	2011	Tyler Beede-RHP, #21
1990	Steve Karsay-RHP, #22	2012	D.J. Davis-OF, #17
1991	Shawn Green-OF, #16	2012	Marcus Stroman-RHP, #22
1992	Shannon Stewart-OF, #19	2013	Phillip Bickford-RHP, #10
1992	Todd Steversen-OF, #25	2014	Jeff Hoffman-RHP, #9
1993	Chris Carpenter-RHP, #15	2014	Max Pentecost-C, #11
1994	Kevin Witt-INF, #28	2015	Jon Harris-RHP, #29
1995	Roy Halladay-RHP, #17	2016	T.J. Zeuch-RHP, #21
1996	Billy Koch-RHP, #4	2017	Logan Warmoth-SS, #22
1996	Joe Lawrence-SS, #16	2017	Nate Pearson-RHP, #28
1997	Vernon Wells-OF, #5	2018	Jordan Groshans-SS, #12
1998	Felipe Lopez-SS, #8	2019	Alek Manoah-RHP, #11
1999	Alexis Rios-OF, #19	2020	Austin Martin-SS, #5





NON-ROSTER

MARTINEZ

ORELVIS

95

OUTFIELDER

BIRTHDATE November 19, 2001
 OPENING DAY AGE 19
 BIRTHPLACE Santo Domingo, D.R.
 RESIDENCE Santo Domingo, D.R.
 TWITTER NA

BATS/THROWS R/R
 HEIGHT/WEIGHT 6-1/188
 CONTRACT STATUS signed thru 2021
 M.L. SERVICE 0.000
 OPTIONS USED 0 of 3

PERSONAL:

- Orelvis Miguel Martinez.
- Favourite player is shortstop **Didi Gregorius**.
- Signed by the Blue Jays as an international free agent on July 4, 2018.
- Listed by Baseball America as Toronto's 6th-best prospect for 2020 and again heading into 2021 (96th overall).

LAST SEASON:

- Spent the summer at Toronto's alternate training site.
- Took part in the Blue Jays' Fall Development League in Dunedin, FL.

Bold – career high; Red – league high

Year	Club and League	AVG	G	AB	R	H	2B	3B	HR	RBI	BB	IBB	SO	SB	CS	OBP	SLG	OPS	SH	SF	HBP
2019	GCL Blue Jays (GCL)	.275	40	142	20	39	8	5	7	32	14	0	29	2	0	.352	.549	.901	0	2	4
Minor Totals		.275	40	142	20	39	8	5	7	32	14	0	29	2	0	.352	.549	.901	0	2	4

TRANSACTIONS

- Signed by the Toronto Blue Jays on July 4, 2018

PROFESSIONAL CAREER:

MINORS:

- Started his pro career in 2019 with Toronto's Gulf Coast League affiliate.
- Batted .275 with 30 extra-base hits and 32 RBI in 40 games.
- Named Baseball America's top GCL prospect and was also dubbed a GCL Post-Season All-Star.

YOUNGEST BLUE JAYS TO RECORD FIRST MULTI-HOMER GAME

Player	Date	Age
Vladimir Guerrero Jr.	05/14/2019	20 years, 59 days
Travis Snider	04/13/2009	21 years, 70 days
Felipe Lopez	09/04/2001	21 years, 115 days
Bo Bichette	08/20/2019	21 years, 168 days
Carlos Delgado	04/11/1994	21 years, 290 days
John Olerud	06/21/1990	21 years, 320 days





MATZ STEVEN

22
PITCHER

BIRTHDATE May 29, 1991
 OPENING DAY AGE 29
 BIRTHPLACE..... Stony Brook, NY
 RESIDENCE..... Nashville, TN
 TWITTER..... @Smatz88

BATS/THROWS R/L
 HEIGHT/WEIGHT 6-2/210
 CONTRACT STATUS..... signed thru 2021
 M.L. SERVICE 5.099
 OPTIONS USED 2 of 3

PERSONAL:

- Steven Jakob Matz.
- Graduated from Ward Melville (NY) High School in 2009, the same school teammate **Anthony Kay** graduated from in 2013...As a senior, Matz threw 44.0 innings, allowed 11 hits and 15 walks with 81 strikeouts...Tossed a complete-game, two-hitter with 11 strikeouts in the first round of the Class AA playoff that year.
- His wife, Taylor Cain, is a country music star in the band The Cains.
- Spent a week during the 2015-2016 offseason in Honduras...Worked with the non-profit group Hearts 2 Honduras...Helped build a three-room learning center and also played baseball with the youngsters.
- Raised over \$20,000 in 2016 for Angela's House in Long Island via strikeout totals...Angela's House assists families caring for medically frail children living at home with their parents or in special homes that offer 24 hour nursing support.
- Has donated equipment through the Cal Ripken Sr. Foundation to NY area Little Leagues.
- During the COVID-19 pandemic, supported the NYPD's Options Giving Youth a Voice Contest, encouraging New York City's youth to use their voices and share how they are coping with coronavirus-related challenges...During the shutdown, sent messages to first responders in the tri-state area...Matz' Tru32 foundation made donations to Elmhurst Hospital in Queens, the NYPD and FDNY...Supported the Home Plate Project, a league-wide initiative to help students cut off from free or reduced-price meals after schools were forced to close because of the pandemic.
- Received the Joan Payson-Shannon Forde Award for Community Service at the 2020 BBWAA Dinner.

LAST SEASON:

- Made six starts for the Mets, going 0-5 in those contests...Finished with a 10.17 ERA (29 ER/25.2 IP) with 28 strikeouts as a starter...Allowed at least one home run in each start.
- Made three appearances out of the bullpen, allowing four earned runs over 5.0 innings pitched (7.20 ERA).
- Allowed 14 home runs over 30.2 innings pitched (4.11 HR/9), the highest home run rate in club history and the 2nd highest in Major League history (min. 30 IP).
- Notched his lone quality start on July 25 vs. ATL, his 1st outing of the year.
- Made his 1st appearance out of the bullpen August 29 at NYY...Tossed 1.0 perfect inning with two strikeouts before being removed due to injury.
- Placed on the injured list from Aug. 30-Sept. 16 with left shoulder discomfort.
- Named New York's 2020 nominee for the Roberto Clemente Award, his 3rd nomination.

Bold - career high; Red - league high

Year	Club & League	W-L	ERA	G	GS	CG	SHO	SV	IP	H	R	ER	HR	HB	BB	IBB	SO	WP	BK	AVG
2012	Kingsport (APP)	2-1	1.55	6	6	0	0	0	29.0	16	10	5	1	1	17	0	34	0	0	.158
2013	Savannah (SAL)	5-6	2.62	21	21	1	1	0	106.1	86	36	31	4	5	38	0	121	1	0	.225
2014	St. Lucie (FSL)	4-4	2.21	12	12	0	0	0	69.1	66	21	17	0	5	21	0	62	2	0	.255
	Binghamton (EAS)	6-5	2.27	12	12	1	0	0	71.1	66	23	18	3	2	14	0	69	0	0	.248
2015	St. Lucie (FSL)	0-0	4.91	2	2	0	0	0	3.2	7	2	2	0	0	1	0	3	1	0	.412
	Binghamton (EAS)	1-0	0.00	2	2	0	0	0	11.1	2	0	0	0	0	2	0	10	0	0	.059
	Las Vegas (PCL)	7-4	2.19	15	14	0	0	0	90.1	69	25	22	6	1	31	0	94	0	0	.213
	NEW YORK (NL)	4-0	2.27	6	6	0	0	0	35.2	34	9	9	4	1	10	0	34	0	0	.250
2016	NEW YORK (NL)	9-8	3.40	22	22	0	0	0	132.1	129	53	50	14	5	31	2	129	3	1	.257
2017	St. Lucie (FSL)	0-0	3.00	1	1	0	0	0	3.0	2	1	1	0	0	2	0	3	0	0	.182
	Las Vegas (PCL)	0-1	6.75	3	3	0	0	0	13.1	13	10	3	0	2	2	0	17	0	0	.255
	NEW YORK (NL)	2-7	6.08	13	13	0	0	0	66.2	83	46	45	12	3	19	2	48	1	0	.305
2018	NEW YORK (NL)	5-11	3.97	30	30	0	0	0	154.0	134	77	68	25	10	58	2	152	0	0	.232
2019	NEW YORK (NL)	11-10	4.21	32	30	1	1	0	160.1	163	83	75	27	7	52	7	153	3	0	.260
2020	NEW YORK (NL)	0-5	9.68	9	6	0	0	0	30.2	42	33	33	14	0	10	0	36	2	0	.323
	Minor Totals	25-21	2.40	74	73	2	1	0	397.2	327	128	106	17	14	128	0	413	4	0	.226
	MAJOR TOTALS	31-41	4.35	112	107	1	1	0	579.2	585	301	280	96	26	180	13	552	9	1	.261

DIVISION SERIES RECORD

Year	Club and Opp.	W-L	ERA	G	GS	CG	ShO	SV	IP	H	R	ER	HR	HB	BB	IBB	SO	WP	BK	AVG
2015	NYM vs. LAD	0-1	5.40	1	1	0	0	0	5.0	6	3	3	0	0	2	1	4	0	0	.286

CHAMPIONSHIP SERIES RECORD

Year	Club and Opp.	W-L	ERA	G	GS	CG	ShO	SV	IP	H	R	ER	HR	HB	BB	IBB	SO	WP	BK	AVG
2015	NYM vs. CHC	0-0	1.93	1	1	0	0	0	4.2	4	1	1	0	0	2	0	4	0	0	.222

WORLD SERIES RECORD

Year	Club and Opp.	W-L	ERA	G	GS	CG	ShO	SV	IP	H	R	ER	HR	HB	BB	IBB	SO	WP	BK	AVG
2015	NYM vs. KC	0-0	3.60	1	1	0	0	0	5.0	7	2	2	0	0	0	0	5	0	0	.333



TRANSACTIONS

- Selected by the New York Mets in the 2nd round of the 2009 First-Year Player Draft
- On disabled list (left lat muscle partial tear) from July 6-August 31, 2015
- On disabled list (left shoulder tightness) on August 15, 2016 for the remainder of the season
- On disabled list (left elbow inflammation) from March 30-June 9, 2017
- On disabled list (left ulnar nerve irritation) on August 19, 2017 for the remainder of the season
- On disabled list (left flexor pronator strain) from August 3-16, 2018
- On injured list (radial nerve discomfort) from May 5-17, 2019
- On injured list (left shoulder discomfort) from August 30-September 13, 2020
- Traded to the Toronto Blue Jays in exchange for RHP Yennys Diaz, RHP Sean Reid-Foley and RHP Josh Winckowski on January 27, 2020

GAME HIGHS

ML Debut	June 28, 2015 vs. CIN	ER Allowed	8 – Aug. 10, 2020 vs. WAS
Innings Pitched:		HR Allowed	3 – 3x, last: Aug. 10, 2020 vs. WAS
Starter	9.0 – July 27, 2019 vs. PIT	Low Hit CG	5 – July 27, 2019 vs. PIT
Reliever	3.0 – Sept. 27, 2020 at WAS	Last Win	Sept. 28, 2019 vs. ATL
Walks:		Last Save	None
Starter	5 – 3x, last: Sept. 28, 2019 vs. ATL	Last CG	July 27, 2019 vs. PIT
Reliever	1 – Sept. 27, 2020 at WAS	Last ShO	July 27, 2019 vs. PIT
Strikeouts:		Last Start	Sept. 18, 2020 vs. ATL
Starter	11 – Sept. 1, 2018 at SF	Last Relief App.	Sept. 27, 2020 at WAS
Reliever	4 – Sept. 27, 2020 at WAS	Longest Win Streak	7G – April 17-May 25, 2016
Hits Allowed	10 – 4x, last: June 24, 2019 at PHI	Longest Losing Streak	7G – July 9, 2017-April 1, 2018
		Scoreless Innings Streak	19.0 – May 20-31, 2016

MILESTONES

Category	Date	Opponent	Notes
Start	1 June 28, 2015	Cincinnati	W - 7.2 IP, 5H, 2ER, 2HR, 3BB, 6K
Win	1 June 28, 2015	Cincinnati	as a starter - 7.2 IP, 5H, 2ER, 2HR, 3BB, 6K
ShO (1)	1 July 27, 2019	Pittsburgh	9.0 IP, 5H, 0BB, 7K
10+ Strikeout Games (2)			
	1 Sept. 1, 2018	at San Francisco	11 strikeouts
	2 June 8, 2019	Colorado	10 strikeouts

PROFESSIONAL CAREER:

MINORS:

- Underwent Tommy John surgery on May 18, 2010 and did not pitch in the 2010 or 2011 seasons.
- Made six starts for Rookie-level Kingsport and went 2-1 with a 1.55 ERA in 2012.
- Helped lead the Class-A Savannah Sand Gnats to the 2013 South Atlantic League Championship...Went 2-0 and did not allow a run in 12.2 innings during the postseason while racking up 17 strikeouts.
- Combined to go 10-9 with a 2.24 ERA in 2014, making a dozen starts for both Advanced-A St. Lucie and Double-A Binghamton...Named to the Florida State League Mid-Season All-Star team and was named the Sterling Organizational Pitcher of the Year following the season.

2015:

- Became the 1st pitcher in Mets history to allow two runs or fewer in each of his first five Major League starts...His 1.80 ERA (6 ER/30.0 IP) after five games was the lowest for any pitcher in team history after five career outings with at least 30.0 total innings pitched.
- Was also the 1st Mets pitcher to begin his career 4-0 after five career games or starts...He became the 3rd pitcher in team history to remain undefeated after his first six career starts, joining **Eric Hillman** (1992) and **Mike Scott** (1979).
- Recalled from Triple-A Las Vegas on June 27 and made his **MLB debut** on June 28 at Citi Field...Earned the win in the Mets 7-2 victory against the Reds...Pitched 7.2 innings, allowing two runs on five hits, striking out six and walking three...Was the first Met to win such a start since **Gary Gentry** tossed 8.2 innings to beat Montreal on April 10, 1969.
- Went 3-for-3 with four RBI in his Major League debut, including a two-run double in his 1st at-bat...His four RBI set a franchise record for any player's MLB debut...Became the only pitcher and the 26th player in the last century to collect at least four RBI in his big league debut...He was also the 6th pitcher in Mets history to record four RBI in a game...His three hits tied a Mets record for any player's MLB debut and tied a club record for a pitcher in any game...Became the 7th pitcher in the last century and just the 2nd in the last 70 years with at least three hits in his Major League debut...Also became the 1st player to go 3-3 or better with at least four RBI in his 1st career game since at least 1920 (when RBI were first tracked)...Was the 2nd pitcher in Mets history to have three hits and four RBI in one game, joining **Dwight Gooden** (September 21, 1985 vs. PIT).
- Placed on the DL on July 10, retroactive to July 6, with a partial tear of the lat muscle on his left side...Reinstated on Sept. 1.
- Started the series-clinching Game 4 of the NLCS at Wrigley Field...Pitched 4.2 innings, allowed one run and struck out four...Became the 1st Mets pitcher born in New York to start a playoff game for the Mets.
- Appeared in six regular season games prior to starting Game 4 of the World Series vs. KC...According to Elias, that tied for the fewest career regular season games at the time a pitcher made his 1st World Series start...**Marty Bystrom** also had six regular season appearances before starting Game 5 of the 1980 World Series for the Phillies...Mats' six regular season starts were the 3rd fewest before his 1st World Series start, behind **Joe Black's** two starts in 1952 for Brooklyn and **Bystrom's** five career starts in 1980...Tossed five frames, allowing two runs on seven hits with no walks and five strikeouts.



2016:

- Tied for sixth in the NL Rookie of the Year voting as he went 9-8 with a 3.40 ERA and a 1.21 WHIP across 22 starts.
- Named the NL Rookie of the Month for May, going 4-0 with a 1.31 ERA (5 ER/34.1 IP) in five starts...Struck out 31, walked five and limited opposing hitters to a .172 average.
- Went 11-1 in his first 14 career regular season starts...According to Elias, since 1900, he was one of two left-handers to win 11 of their first 14 Major League starts, joining **Kazuhisa Ishii** who did so with the Dodgers in 2002...Became the 1st pitcher in franchise history to win 11 of his first 12 MLB decisions.
- In his final start of the season, a 5-1 win on Aug. 14 vs. SD, tossed 7.1 no-hit innings before he allowed a single to **Alexei Ramirez**...It was the deepest a Mets pitcher had taken a no-hitter since **Johan Santana** no-hit the Cardinals on June 1, 2012.
- Placed on the 15-day DL on August 15 with left shoulder tightness and was shut down for the remainder of the season.
- Had a bone spur removed from his left elbow on October 4 at the Hospital for Special Surgery...He also received a PRP injection in his left shoulder.

2017:

- Went 6+ innings in each of his first five starts (2.12 ERA), but did not reach that mark in any of his last eight games (10.19 ERA).
- Was called on to pinch-hit with the bases loaded on June 14 vs. CHC and reached on an infield single to drive in a run... Became the 2nd pitcher in franchise history to drive in a run as a pinch hitter, joining **Dwight Gooden** accomplished the feat on Oct. 3, 1993 against the Marlins.
- Recorded his 15th career victory with his win on June 28 at Miami in his 32nd career start, the 2nd fastest of any pitcher who began their career with the Mets...Only **Dwight Gooden** (28 games) reached 15 wins faster.
- Picked up his 200th career strikeout on Aug. 6 vs. LAD...Became the 8th starter in Mets history to strike out 200 or more batters in their first 39 career starts.
- Underwent surgery to decompress and reposition the ulnar nerve in his left elbow on August 23...The surgery was performed at the Hospital for Special Surgery.

2018:

- Made a career-high 30 starts and yielded a 3.97 ERA while going 5-11.
- Had a 7.28 ERA (24 ER/29.2 IP) in the opening frame...In all subsequent innings, posted a 3.19 ERA (44 ER/124.1 IP).
- Held opponents to a 15.4 percent line drive rate, the lowest rate in the Majors (min. 140 IP)...48.8 percent of the balls in play against Matz were grounders, the 9th highest rate in the NL.
- Fanned a [career-high 11 batters](#) in a 2-1 win on Sept. 1 at SF (7.0 IP, 3H, 1BB).
- Homered in two straight games (Sept 13 vs. MIA and Sept. 18 vs. PHI), making him one of three Mets pitchers to go deep in two straight starts (also: **Ron Darling** - 1989 and **Tom Seaver** - 1972)...His two home runs were the most by a Mets pitcher since **Noah Syndergaard** hit three in 2016...Marked the 8th time in franchise history a pitcher hit multiple home runs in a single season.

2019:

- Made a career-high 32 appearances (30 starts)...Also set career marks in wins (11), strikeouts (153) and innings (160.1).
- Tied **Jacob deGrom** and **Zack Greinke** for the Major League lead with 13 hits as a pitcher and nearly matched his career total in hits (17) from the previous four seasons.
- Held a 4.95 ERA in 16 first-half starts (44 ER/80.0 IP) and a 3.52 ERA (31 ER/79.1 IP) in 14 second-half starts.
- Went 8-2 in 15 home starts in 2019 with a 2.31 ERA and maintained a 9.23 K/9...His 2.31 home ERA was the 3rd-best mark in the Majors...His eight wins at home were a career high and tied for 8th in the NL.
- Threw 11 quality starts at home...Went 23 straight starts without allowing more than three earned runs at Citi Field from June 3, 2018-September 11, 2019, tied for the 2nd longest streak in club history with **Jacob deGrom** (2014-2015), behind **Jon Niese** who did so in 26 straight home starts (2013-2015).
- Went 3-8 with a 6.62 ERA (52 ER/70.2 IP) on the road...Allowed 19 of his 27 home runs on the road (2.42 HR/9 on the road and 0.80 HR/9 at home)...Allowed a career-high 27 home runs, tied for 11th-most in the NL.
- Owned a 6.21 ERA (20 ER/29.0 IP) in the 1st inning...Owned a 3.77 ERA (55 ER/131.1 IP) in all following innings...Did not allow a first-inning run in 13 of his last 14 starts after the All-Star break.
- Allowed eight runs without recording an out on April 16 at PHI...Became the 5th starting pitcher since 1893 to surrender at least eight runs without retiring a batter.
- Made two scoreless relief appearances before the All-Star break...They were his first two career relief outings.
- Threw his 1st career complete game shutout on July 27 vs. PIT...Needed just 99 pitches, allowing five hits with no walks and seven strikeouts.





NON-ROSTER

MAYZA

TIM

58

PITCHER

BIRTHDATE January 15, 1992
 OPENING DAY AGE 29
 BIRTHPLACE Allentown, PA
 RESIDENCE Pennsburg, PA
 TWITTER @NA

BATS/THROWS L/L
 HEIGHT/WEIGHT 6-3/213
 CONTRACT STATUS signed thru 2021
 M.L. SERVICE 1.156
 OPTIONS USED 1 of 3

PERSONAL:

- Timothy Gerard Mayza.
- Attended Upper Perkiomen High School in Red Hill, Pennsylvania.
- Named an All-American in his junior year at Millersville University of Pennsylvania.
- Landed a spot with the Cotuit Kettleers of the Cape Cod League in 2012.
- Baseball America tabbed him as the No. 6 prospect in Division II prior to that 2012 campaign.
- As Millersville's No. 1 starter, he posted an 11-3 record and a PSAC-best 1.55 ERA in 2013.
- His accolades included Daktronics All-America Third Team, All-Atlantic Region First Team by Daktronics, ABCA and NCB-WA, and All-PSAC East First Team.

LAST SEASON:

- Spent the year recovering from Tommy John surgery which he had in September, 2019.
- Did his rehab at a facility in Lancaster, PA, near his home.
- Spent a lot of his down time working on his Masters Degree in Sport Administration from Ohio University...Began the program in August of 2019 before his injury, and hopes to have it completed this spring.

Bold – career high; Red – league high

Year	Club & League	W-L	ERA	G	GS	CG	ShO	SV	IP	H	R	ER	HR	HB	BB	IBB	SO	WP	BK	OBA
2013	GCL Blue Jays (GCL)	0-2	10.29	3	2	0	0	0	7.0	11	8	8	0	0	2	0	10	0	0	.355
	Bluefield (APP)	1-2	6.95	10	3	0	0	0	22.0	30	20	17	2	1	10	1	17	4	0	.323
2014	Bluefield (APP)	0-1	6.75	4	0	0	0	1	6.2	7	5	5	0	1	4	0	3	0	0	.304
	Vancouver (NOR)	2-3	6.75	12	0	0	0	0	20.0	31	20	15	2	2	12	0	17	6	0	.356
2015	Lansing (MID)	3-2	3.07	26	1	0	0	3	55.2	49	21	19	0	0	27	1	62	6	1	.238
2016	Dunedin (FSL)	2-0	1.66	28	0	0	0	4	48.2	36	16	9	1	0	15	0	52	1	0	.201
	New Hampshire (EAS)	1-3	4.11	14	0	0	0	0	15.1	16	10	7	0	0	15	0	13	2	0	.281
2017	New Hampshire (EAS)	1-1	4.59	29	0	0	0	4	33.1	32	18	17	5	1	15	2	42	1	0	.252
	Buffalo (INT)	1-1	0.93	11	0	0	0	0	19.1	16	2	2	0	0	7	0	16	0	0	.216
	TORONTO (AL)	1-0	6.88	19	0	0	0	0	17.0	24	15	13	3	0	4	0	27	0	0	.320
2018	Buffalo (INT)	6-2	4.56	20	0	0	0	1	25.2	26	14	13	2	1	11	1	36	1	0	.265
	TORONTO (AL)	2-0	3.28	37	0	0	0	0	35.2	33	13	13	3	2	14	4	40	2	0	.244
2019	TORONTO (AL)	1-3	4.91	68	0	0	0	0	51.1	45	29	28	8	1	27	2	55	4	0	.230
	2020	Did not pitch due to injury																		
Minor Totals		17-17	3.97	157	6	0	0	13	253.2	254	134	112	12	6	118	5	268	21	1	.261
MAJOR TOTALS		4-3	4.67	124	0	0	0	0	104.0	102	57	54	14	3	45	6	122	6	0	.251

TRANSACTIONS

- Selected by the Toronto Blue Jays in the 12th round of the 2013 First-Year Player Draft
- On injured list (left ulnar neuritis) from May 23-June 3, 2019
- On injured list (left UCL tear) on September 18, 2019 for the remainder of the season

GAME HIGHS

ML Debut	Aug. 15, 2017 vs. TB	ER Allowed	4 – 4x, last: June 14, 2019 at HOU
Innings Pitched:		HR Allowed	1 – 14x, last: Aug. 21, 2019 at LAD
Starter	None	Low Hit CG	None
Reliever	2.0 – 5x, last: Sept. 3, 2018 vs. TB	Last Win	July 29, 2019 at KC
Walks:		Last Save	None
Starter	None	Last CG	None
Reliever	4 – June 14, 2019 at HOU	Last Sho	None
Strikeouts:		Last Start	None
Starter	None	Last Relief App.	Sept. 13, 2019 vs. NYY
Reliever	4 – July 11, 2018 at ATL	Longest Win Streak	3G – Sept. 12, 2017-Sept. 28, 2018
Hits Allowed	4 – 4x, last: April 14, 2019	Longest Losing Streak	2G – Aug. 17, 2019-current
		Scoreless Innings Streak	16.1 – Aug. 25, 2018 - March 30, 2019

MILESTONES

Category	Date	Opponent	Notes
Win	1 Sept. 12, 2017	Baltimore	0.1 IP, K



PROFESSIONAL CAREER:

MINORS:

- Posted career bests in WHIP (1.37), ERA (3.07), opponents' batting average (.238) and H/9 ratio (7.92) during the 2015 season at Class-A Lansing.
- Made a spot start for Lansing in 2015 on Aug. 22 vs. Bowling Green and tossed five scoreless innings (1H, 1BB, 5K).
- Recorded a save in his 1st career professional postseason contest on Sept. 12, 2015 vs. West Michigan...Worked 2.1 innings that afternoon and allowed one run (2K).
- Was added to Toronto's Arizona Fall League roster after the 2015 campaign.
- Began the 2016 season at Advanced-A Dunedin...Posted a 1.66 ERA over 48.2 IP of work (28 games)...Was named a Florida State League Mid-Season All-Star.
- On April 22, 2016 vs. Lakeland, combined to throw a no-hitter along with Brad Allen and Adonys Cardona...It was the first no-hitter recorded by Dunedin since 1992.
- Promoted to Double-A New Hampshire on June 20, 2016...Sent back to Dunedin on Aug. 4, after appearing in 14 games for the Fisher Cats (4.11 ERA, .281 OBA).
- In 42 relief appearances between Dunedin and New Hampshire in 2016, combined to produce a 2.25 ERA with 30 walks and 65 strikeouts over 64.0 innings.

2017:

- Started the season with New Hampshire and was promoted to Triple-A Buffalo in July.
- Had his contract selected from Buffalo (1-1, 0.93 ERA in 11 games) on Aug. 14.
- Made his **MLB debut** on Aug. 15 vs. TB, tossing one inning (2H, 1K)...Struck out the 1st batter he faced (**Peter Bourjos**)... Became the first player from Millersville University to appear in a MLB game since RHP **Jim Todd** in 1979 (*courtesy MLB network*).
- Was sent down to Buffalo on Aug. 19 and recalled again three days later.
- Struck out a personal-best three batters on Aug. 24 at TB...Recorded three strikeouts again on Aug. 27 vs. MIN.
- Picked up his 1st MLB win on Sept. 12 vs. BAL (0.1 IP, K).
- Recorded at least one strikeout in 17 of his 19 MLB games for a 14.29 SO/9 ratio (highest among Toronto pitchers) and a 6.75 SO/BB ratio (2nd highest).
- Allowed just one extra-base hit (a double) to a left-handed hitter (37 PA) while limiting them to a .206 average (7-for-34, 3BB, 12K).
- Has recorded at least one strikeout in 42 of his 56 MLB games (67K).

2018:

- Gave up seven hits over his last 18 scoreless outings (15.2 IP, 4BB/19K)...His 15.2 scoreless frames was the 5th longest active streak in the Majors and was the longest by a Blue Jay in 2018.
- Allowed runs in five of his 37 outings (13 ER/35.2 IP).
- Let only four of his 27 inherited runners score...The 14.8% rate was the best on the team.
- Was recalled from Triple-A Buffalo on April 10, April 23, May 3, June 1, June 23, July 8 and Aug. 15...His seven recalls tied a franchise high (**Ryan Tepera**-2016, **Leonel Campos**-2017).
- Made his season debut on April 18 vs. KC (1.0 IP, H, BB, K).
- Struck out a career-high four batters over 2.0 frames on July 11 at ATL.
- On Aug. 25 vs. PHI, tied a career high with 2.0 IP and tossed the longest hitless outing of his career as he retired all six batters faced (3K)...Did so again on Sept. 3 vs. TB, using a double play to go hitless over 2.0 IP while retiring all five hitters he faced.
- Pitched the 9th on Sept. 17 at BAL and struck out all three batters faced, doing so for the 1st time in his career.
- Improved to 3-0 for his career with his 2nd win of the season on Sept. 28 at TB.

2019:

- Led the team with 68 appearances and 18 holds.
- Went 31.1 innings without allowing a homer from July 3, 2018-April 13, 2019.
- Gave up seven hits over 19 scoreless outings (16.1 IP, 5BB/20K) from Aug. 25, 2018-March 30, 2019...His 16.1 scoreless frames was the 5th longest active streak in the Majors at the time.
- Landed on the injured list from May 23-June 3 with left ulnar neuritis.
- Picked up his lone win of the season on July 29 at KC (1.1 IP, 1H, 1K).
- Left the game on Sept. 13 vs. NYY with a left elbow injury after facing one batter.
- Underwent Tommy John reconstructive surgery on the ulnar collateral ligament in his left elbow on Sept. 18 in Dallas with Dr. Keith Meister.





McGUIRE REESE

7

CATCHER

BIRTHDATE March 2, 1995
 OPENING DAY AGE 26
 BIRTHPLACE Seattle, WA
 RESIDENCE Kent, WA
 TWITTER @Reese_McGuire21

BATS/THROWS L/R
 HEIGHT/WEIGHT 6-0/218
 CONTRACT STATUS signed thru 2021
 M.L. SERVICE 1.043
 OPTIONS USED 3 of 3

PERSONAL:

- Reese Jackson McGuire.
- His grandfather, **Jack McGuire**, was a catcher on Duke University's team that made the 1952 College World Series.
- Graduated from Kentwood High School in Covington, WA, in 2013, where he hit .436 with 13 doubles, three triples, four home runs and 20 RBI in his senior season.
- Rated as the 5th-best position player and 12th-best player overall in the 2013 draft by Baseball America...Was also rated by Baseball America as the second-best "Defensive Player" among high school players eligible in the draft.
- Named the 2012-2013 Gatorade Washington Player-of-the-Year, while also receiving the 2012 Dick Chase Award after helping Team USA's 18-and-under squad defeat Canada and win the gold medal at the IBAF 18U World Championship in Seoul, South Korea in September of 2012.
- Was the 1st catcher taken in the 2013 draft (14th overall).
- Rated by Baseball America as Toronto's No. 15 prospect entering 2018.
- Participated in the 2020 Blue Jays Winter Tour.

LAST SEASON:

- Hit his **1st home run** of the season on July 25 at TB...Was his 8th career homer, three of which were game-tying homers in the 7th inning...Became the 7th player in team history to record 8+ home runs in his first 45 career games.
- Had a 0-for-18 drought, the longest of his career, before being optioned on Sept. 5 until the end of the season.
- Tied three others for the AL lead with four sacrifice hits.
- Was added to Toronto's postseason roster and made his playoff debut as a defensive replacement in Game 1 of the ALWC on Sept. 29 at TB.

Bold – career high; Red – league high

Year	Club and League	AVG	G	AB	R	H	2B	3B	HR	RBI	BB	IBB	SO	SB	CS	OBP	SLG	OPS	SH	SF	HBP
2013	GCL Pirates (GCL)	.330	46	176	30	58	11	0	0	21	15	2	18	5	1	.388	.392	.780	2	2	3
	Jamestown (NYP)	.250	4	16	3	4	0	0	0	0	1	0	1	1	0	.294	.250	.544	0	0	0
2014	West Virginia (SAL)	.262	98	389	46	102	11	4	3	45	24	0	44	7	2	.307	.334	.641	4	6	4
2015	Bradenton (FSL)	.254	98	374	32	95	15	0	0	34	26	1	39	14	7	.301	.294	.595	6	4	1
2016	Altoona (EAS)	.259	77	266	29	69	16	2	1	37	29	0	26	4	4	.337	.346	.683	4	2	3
	New Hampshire (EAS)	.226	15	53	5	12	2	0	0	5	7	0	8	2	2	.328	.264	.592	0	0	1
2017	GCL Blue Jays (GCL)	.409	8	22	4	9	2	0	0	7	3	0	1	0	1	.462	.500	.962	0	1	0
	Dunedin (FSL)	.250	3	12	1	3	1	0	0	1	1	0	2	0	0	.308	.333	.641	0	0	0
	New Hampshire (EAS)	.278	34	115	19	32	5	1	6	20	16	1	19	2	1	.366	.496	.862	2	2	1
2018	Buffalo (INT)	.233	96	322	31	75	9	2	7	37	33	0	77	3	2	.312	.339	.651	4	4	6
	TORONTO (AL)	.290	14	31	5	9	3	0	2	4	2	0	9	1	0	.333	.581	.914	0	0	0
2019	Buffalo (INT)	.247	72	243	30	60	12	1	5	29	25	2	44	4	0	.316	.366	.682	2	5	2
	TORONTO (AL)	.299	30	97	14	29	7	0	5	11	7	0	18	0	0	.346	.526	.872	0	0	0
2020	TORONTO (AL)	.073	19	41	2	3	0	0	1	1	0	0	11	0	0	.073	.146	.219	4	0	0
	Minor Totals	.260	554	1994	230	519	84	10	22	236	181	6	281	42	20	.324	.346	.670	24	26	21
	MAJOR TOTALS	.243	63	169	21	41	10	0	8	16	9	0	38	1	0	.281	.444	.725	4	0	0

WILD CARD RECORD

Year	Club and Opp.	AVG	G	AB	R	H	2B	3B	HR	RBI	BB	IBB	SO	SB	CS	OBP	SLG	OPS	SH	SF	HBP
2020	TOR vs. TB	---	1	0	0	0	0	0	0	0	0	0	0	0	0	---	---	---	0	0	0

HOME RUN BREAKDOWN

Total	ONE GAME											
	H	A	2	3	4	GS	LO	XN	IP	PH	RHP	LHP
8	5	3	0	0	0	0	0	0	0	1	6	2

TRANSACTIONS

- Selected by the Pittsburgh Pirates in the 1st round (14th overall) in the 2013 First-Year Player Draft.
- Traded to the Toronto Blue Jays along with LHP Francisco Liriano and OF Harold Ramirez in exchange for RHP Drew Hutchison on August 1, 2016

GAME HIGHS

ML Debut	Sept. 6, 2018 vs. CLE	Stolen Bases	1 – Sept. 9, 2018 vs. CLE
Runs	3 – Aug. 8, 2019 vs. NYY	Last ML Home Run	July 25, 2020 at TB
Hits	4 – Aug. 8, 2019 vs. NYY	Longest Hitting Streak	5G – Sept. 21-29, 2018
Home Runs	1 – 8x, July 25, 2020 at TB	Longest On-Base Streak	8G – Sept. 5-19, 2019
RBI	2 – 2x, last: Aug. 30, 2019 vs. HOU	Longest Hitless Streak	18AB – Aug. 21, 2020- current



MILESTONES

Category	Date	Opponent	Pitcher	Notes
Hit	1 Sept. 6, 2018	Cleveland	Otero	Double
Home Run	1 Sept. 26, 2018	Houston	Perez	1R
Pinch-hit HR	1 Sept. 29, 2018	at Tampa Bay	Romo	1R, 9th inning
RBI	1 Sept. 16, 2018	at New York (AL)	Lynn	Double
Stolen Base	1 Sept. 9, 2018	Cleveland	Clevinger C-Gomes	2nd base

PROFESSIONAL CAREER:

MINORS:

- Began his career with the Gulf Coast Pirates in 2013, after being selected by the Pirates with the 14th overall pick in June.
- Made his professional debut on July 4, 2013 against the GCL Tigers, going 4-for-5 with a pair of doubles and three RBI.
- Was named the Gulf Coast's Player of the Month in August of 2013 after hitting .369 with nine doubles and 12 RBI in 21 games...Was promoted to Jamestown of the New York-Penn League (A-short) on Aug. 31, 2013, appearing in four games for the club in the regular season...Went 2-for-7 in two games with Jamestown in the playoffs and was selected to the post-season GCL All-Star team.
- Was ranked as the 8th-best prospect in Pittsburgh's system entering 2014, as well as the "Best Defensive Catcher" in the club's minor league system by Baseball America.
- Spent the entire 2014 campaign with Class-A West Virginia, where he was named to the South Atlantic League's Mid-Season All-Star team.
- Hit .351 over a 19-game hitting streak from May 7-30, tied for the longest hitting streak in the South Atlantic League during the 2014 season.
- Threw out a league-leading 49 runners attempting to steal against him in 2014, while also leading all catchers in double plays (9).
- Spent the entire 2015 campaign with Advanced-A Bradenton, where he was named to the Florida State League's Mid-Season All-Star team.
- Threw out 27 of the 107 runners (25%) attempting to steal against him in 2015.
- Hit .353 (12-for-34) as a designated hitter and .245 (83-for-339) as a catcher in 2015.
- Was rated by Baseball America as Pittsburgh's "Best Defensive Catcher" in the publication's "Best Tools" edition at the end of the 2015 campaign.
- Hit .294 for the Glendale Desert Dogs of the Arizona Fall League and was named to the 2015 Rising Stars game.
- Was ranked as Pittsburgh's 6th-best prospect following the 2015 season by Baseball America.
- Was tabbed by MLB Pipeline.com as the 4th-best catching prospect entering 2016, behind **Wilson Contreras** (CHC), **Gary Sanchez** (NYY) and **Jorge Alfaro** (PHI).
- Reached base safely in each of his first 12 games of the 2016 campaign.
- Was limited to just 15 games for New Hampshire following his trade on Aug. 1, 2016 from Pittsburgh due to injury (on DL from Aug. 12-22).
- Threw out 37% (35/96) of runners attempting to steal a base on him in 2016.
- Walked 36 times in 2016 while striking out only 34 times (365 plate appearances).
- Was named a 2016 Organizational All-Star by MLB.com.
- Was ranked as the 6th-best catching prospect by MLB.com entering 2017.
- Spent the majority of his 2017 campaign with Double-A New Hampshire.
- Missed two months with a right knee injury...Played rehab games for Bluefield (8G) and Dunedin (3G) to work his way back after he had surgery for a torn meniscus in May.
- Was named Eastern League Player of the Week for the week of Aug. 14-20, 2017...Hit .533 (8-for-15) with a double, three home runs, four RBI, two walks and a 1.200 slugging percentage in four games for the Fisher Cats.
- Finished the Double-A season with a line of .278/.366/.496 over 34 games (5-2B, 1-3B, 6-HR, 20-RBI, 16BB/19K)...His overall .859 OPS in 2017 was the highest of his career.
- Played for Aguilas Cibaenas in the Dominican Winter League and batted .283 (13-for-46) in 18 games.


2018:

- Batted .290 (9-for-31) with three doubles, two homers and four RBI in his 14 games with the Blue Jays.
- Called up to Toronto on Sept. 6...Made his **MLB debut** that night vs. CLE (1-for-4, 2B, K)...Doubled off **Dan Otero** in the 9th inning for his **1st MLB hit**.
- Collected his 1st RBI on Sept. 16 at NYY and went 2-for-4 for his 1st multi-hit game.
- Belted a solo shot off **Cionel Perez** for his **1st career home run** on Sept. 26 vs. HOU.
- Hit a **pinch-hit home run** on Sept. 29 at TB, the 3rd by a Blue Jay in 2018 and the 11th all-time by a Toronto rookie (last: **Yan Gomes** on June 11, 2012 vs. WAS).
- Had spent the full 2018 season with Triple-A Buffalo, his first action at that level...Hit .233 (75-for-322) with nine doubles, a pair of triples, seven home runs and 37 RBI over 96 games for the Bisons...Threw out 14 of 48 attempted steals (29.2%).

2019:

- Hit .299 (29-for-98) in 30 games with the Blue Jays (7-2B, 5 HR, 11RBI).
- Went 60-for-243 (.247) with 18 extra-base hits in 72 games for the Bisons.
- Recalled from Triple-A Buffalo on July 27 and made his season debut that night vs. TB as he caught the 12th inning.
- Hit a **two-run shot** on Aug. 3 at BAL for his 1st home run of the season.
- Hit his **2nd home run** on Aug. 8 vs. NYY...Also singled twice and doubled for his 1st career four-hit game...Was the 2nd multi-hit effort of his career (2H on Sept. 16, 2018 at NYY)...Became the 19th catcher (32nd time) in team history with a four-hit game (last: **Josh Thole** - Sept. 25, 2013 at BAL).
- Hit his **3rd homer** on Aug. 17 vs. SEA, in what was his 10th game with the Blue Jays in 2019.
- On Aug. 30 vs. HOU, connected for his **6th career home run** in his 29th career contest.
- Notched his **5th home run** of the season on Sept. 10 vs. BOS...Became the 7th player in team history to record 7+ homers in his first 34 career games, and the 1st catcher to do so (**J.P. Arencibia** - 6).
- Singled, doubled twice and walked twice on Sept. 18 at BAL, reaching base five times in a game for the 1st time in his career.
- Recorded 38 hits in his first 44 career contests, the most ever by a Toronto catcher.





MERRYWEATHER

JULIAN

67

PITCHER

BIRTHDATE October 14, 1991
 OPENING DAY AGE 29
 BIRTHPLACE Berkeley, CA
 RESIDENCE Hillsborough, CA
 TWITTER @NA

BATS/THROWS R/R
 HEIGHT/WEIGHT 6-4/220
 CONTRACT STATUS signed thru 2021
 M.L. SERVICE 0.114
 OPTIONS USED 3 of 4

PERSONAL:

- Julian Christopher Merryweather.
- Attended Junipero Serra High School in San Mateo, CA, where he went 8-1 in his senior season (2010).
- Pitched two seasons at Oklahoma Baptist University in Shawnee, OK, combining for a 22-5 record and a 1.73 ERA (35 ER/181.1 IP)...Recorded 11 complete games in 28 starts.
- Likes to play guitar in his free time.

LAST SEASON:

- Made five appearances of 2.0 innings and allowed just one run total over those 10.0 innings (4H, 4BB, 11K).
- Did not surrender a home run in his eight outings (13.0 IP).
- Started the season at the club's alternate training site in Rochester, NY, and was recalled on Aug. 18.
- Made his **MLB debut** on Aug. 20 vs. PHI (G1)...**Struck out** his 1st batter faced (**Alec Bohm**) and finished with three strikeouts and one hit over 1.1 innings.
- Made his 1st MLB start on Aug. 26 vs. BOS...Fanned three batters over 2.0 IP (1H).
- Allowed just two hits with no runs allowed over his first four career appearances (7.1 IP)...Issued three walks and struck out 12 of the 27 batters he faced (14.73 SO/9)...Became the 10th player in team history to record 3+ K's in each of his first four MLB games, and the only one to do so with any relief appearances.
- Placed on the injured list with right elbow tendinitis from Sept.18 for the remainder of the season.

Bold – career high; Red – league high

Year	Club & League	W-L	ERA	G	GS	CG	ShO	SV	IP	H	R	ER	HR	HB	BB	IBB	SO	WP	BK	AVG
2014	Mahoning Valley (NYP)	1-2	3.66	13	12	0	0	0	46.2	47	22	19	2	3	13	0	35	3	1	.260
2015	Lake County (MID)	2-3	4.08	21	4	0	0	1	70.2	89	40	32	6	4	12	1	69	4	1	.299
2016	Lynchburg (CAR)	8-2	1.03	11	11	0	0	0	61.0	47	14	7	4	1	15	0	58	6	0	.210
	Akron (EAS)	5-4	3.89	13	13	0	0	0	74.0	75	42	32	6	3	17	0	61	8	0	.255
2017	Akron (EAS)	4-2	3.38	9	9	0	0	0	50.2	37	21	19	3	5	10	0	52	3	1	.196
	Columbus (INT)	3-7	6.58	16	16	0	0	0	78.0	105	58	57	13	6	25	0	76	2	1	.327
2018									Did not play due to injury											
2019	GCL Blue Jays (GCL)	0-0	9.00	1	1	0	0	0	2.0	4	2	2	0	0	0	0	3	1	0	.400
	Dunedin (FSL)	0-0	9.00	1	1	0	0	0	4.0	5	4	4	1	0	2	0	4	2	0	.294
2020	TORONTO (AL)	0-0	4.15	8	3	0	0	0	13.0	11	6	6	0	0	6	0	15	0	0	.224
Minor Totals		23-20	4.00	85	67	0	0	1	387.0	409	203	172	35	22	94	1	358	29	4	.267
MAJOR TOTALS		0-0	4.15	8	3	0	0	0	13.0	11	6	6	0	0	6	0	15	0	0	.224

TRANSACTIONS

- Selected by the Cleveland Indians in the 5th round of the 2014 First-Year Player Draft
- Traded to the Toronto Blue Jays on October 5, 2018 as the Player To Be Named Later in exchange for INF Josh Donaldson, who was acquired by the Cleveland Indians on August 31, 2018
- On injured list (right elbow tendinitis) on September 18, 2020 for the remainder of the season

GAME HIGHS

ML Debut	Aug. 20, 2020 vs. PHI	ER Allowed	3 – Sept. 4, 2020 at BOS
Innings Pitched:		HR Allowed	None
Starter	2.0 - 2x, last: Sept. 1, 2020 at MIA	Low Hit CG	None
Reliever	2.0 – 3x, last: Sept.12, 2020 vs. NYM	Last Win	None
Walks:		Last Save	None
Starter	2 - Sept. 17, 2020 at NYY	Last CG	None
Reliever	2 – Aug. 22, 2020 at TB	Last ShO	None
Strikeouts:		Last Start	Sept. 17, 2020 at NYY
Starter	3 - 2x, last: Sept. 1, 2020 at MIA	Last Relief App.	Sept. 12, 2020 vs. NYM
Reliever	3 – 2x, last: Aug. 22, 2020 at TB	Longest Win Streak	None
Hits Allowed	4 – Sept. 4, 2020 at BOS	Longest Losing Streak	None
		Scoreless Innings Streak	7.1 – Aug. 20-Sept. 1, 2020

MILESTONES

Category	Date	Opponent	Notes
Start	1 Aug. 26, 2020	Boston	ND - 2.0 IP, 1H, 0ER, 0BB, 3K



PROFESSIONAL CAREER:

MINORS:

- Got his pro career underway in 2014 with 13 games (12 starts) for Class-A (short) Mahoning Valley where he went 1-2 with a 3.66 ERA.
- Played his entire 2015 season with Class-A Lake County.
- Made four starts while appearing in 21 games, going 2-3 with a 4.08 ERA and 69 strikeouts in 70.2 innings along the way.
- Started 2016 with Advanced-A Lynchburg.
- Went 8-2 with a 1.03 ERA and a .210 opponents' batting average across 11 starts for the Hillcats.
- Claimed Carolina League Pitcher of the Week on May 15 after going 2-0 with a 0.71 ERA (1 ER/12.2 IP) in two starts.
- Was named a 2016 Mid-Season All-Star.
- Earned a promotion to Double-A Akron on June 26 and made 13 starts for the RubberDucks.
- Posted a 3.89 ERA and a 5-4 record to round out his 2016 campaign.
- Went 4-2 with a 3.38 ERA for Akron to start 2017.
- Earned Eastern League Player of the Week on April 30, after going 2-0 with 11 strikeouts and a 1.42 ERA (2 ER/11.2 IP).
- Was promoted to Triple-A Columbus on May 29.
- Tossed 8.0 scoreless innings in his Triple-A debut on May 30 at Scranton/Wilkes-Barre (4H, 0BB, 8K).
- Over 16 starts for the Clippers, posted a 6.58 ERA with a 3-7 record.
- Suffered a right elbow UCL sprain during 2018 spring training.
- Underwent Tommy John surgery on March 9...Was operated on by Dr. Keith Meister.
- Was traded from the Indians to the Blue Jays on Oct. 5 as the Player To Be Named Later for the Aug. 31 acquisition of INF Josh Donaldson.
- Started 2019 on the injured list.
- Made one rehab start for the Rookie-level GCL Blue Jays on June 24 (2.0 IP, 4H, 2ER, 3K).
- Pitched in one game for the Advanced-A Dunedin Blue Jays on June 29 (4.0 IP, 5H, 4ER, 2BB, 4K).
- Returned to the IL on July 7 for the remainder of the 2019 season.
- Pitched for Scottsdale in the Arizona Fall League and allowed three runs over four appearances (6.0 IP, 4H, 1HR, 2BB, 8K).





NON-ROSTER

MILONE TOMMY

69

PITCHER

BIRTHDATE February 16, 1987
 OPENING DAY AGE 34
 BIRTHPLACE Granada Hills, CA
 RESIDENCE Santa Clarita, CA
 TWITTER @TommyMilone_33

BATS/THROWS L/L
 HEIGHT/WEIGHT 6-0/215
 CONTRACT STATUS signed thru 2021
 M.L. SERVICE 7.113
 OPTIONS USED 3 of 3

PERSONAL:

- Tomaso Anthony Milone.
- Married to Tina with two daughters, Mia and Maddie.
- Graduated from Saugus (CA) High School.
- Attended the University of Southern California.

LAST SEASON:

- Made his Orioles debut and his 1st career Opening Day start on July 24 at Boston...Was dealt the loss after surrendering four runs on four hits and three walks with five strikeouts through 3.0 innings.
- Went 1-4 with a 3.99 ERA (13 ER/29.1 IP) in six starts for the Orioles.
- Traded to the Braves on Aug. 30.
- At the time of his trade, owned the only two quality starts by an Orioles pitcher for the season (Aug. 7 at WAS and Aug. 19 vs. TOR).
- Made his Braves debut on the day Atlanta acquired him from Baltimore, on Aug. 30 vs. PHI...Allowed a season-most seven runs in just 2.1 innings, but was left with a no-decision following Atlanta's 10-run 2nd inning.
- Was charged with 16 earned runs in 9.2 innings in his three starts with the Braves.
- Tied a career mark (5th time) as he allowed eight runs on Sept. 9 vs. MIA.
- Sideline for the season on Sept. 10 with left elbow inflammation.

Bold – career high; Red – league high

Year	Club & League	W-L	ERA	G	GS	CG	SHO	SV	IP	H	R	ER	HR	HB	BB	IBB	SO	WP	BK	AVG
2008	Hagerstown (SAL)	0-3	2.89	7	7	0	0	0	37.1	36	16	12	0	0	6	0	27	0	0	.257
	Vermont (NYP)	1-3	4.57	6	3	0	0	0	21.2	27	12	11	4	0	3	0	22	0	0	.307
2009	Potomac (CAR)	12-5	2.91	27	25	0	0	0	151.1	144	57	49	9	5	36	2	106	8	1	.257
2010	Harrisburg (EAS)	12-5	2.85	27	27	2	0	0	158.0	161	57	50	10	4	23	0	155	7	2	.261
2011	Syracuse (INT)	12-6	3.22	24	24	0	0	0	148.1	137	55	53	9	1	16	0	155	3	2	.241
	WASHINGTON (NL)	1-0	3.81	5	5	0	0	0	26.0	28	11	11	2	2	4	2	15	0	0	.283
2012	OAKLAND (AL)	13-10	3.74	31	31	1	0	0	190.0	207	90	79	24	4	36	2	137	2	0	.278
2013	Sacramento (PCL)	0-0	1.74	2	2	0	0	0	10.1	16	5	2	0	0	1	0	15	0	0	.348
	OAKLAND (AL)	12-9	4.14	28	26	1	0	0	156.1	160	83	72	25	2	39	2	126	1	0	.258
2014	Sacramento (PCL)	1-1	6.43	4	4	0	0	0	21.0	28	16	15	5	0	9	0	17	1	0	.318
	Rochester (INT)	0-1	1.29	1	1	0	0	0	7.0	6	1	1	0	0	2	0	3	1	0	.240
	OAKLAND (AL)	6-3	3.55	16	16	0	0	0	96.1	91	42	38	12	4	26	2	61	0	0	.245
	MINNESOTA (AL)	0-1	7.06	6	5	0	0	0	21.2	37	21	17	4	1	11	0	14	0	0	.363
2015	Rochester (INT)	4-0	0.70	5	5	1	1	0	38.2	25	3	3	2	0	3	0	47	1	0	.182
	MINNESOTA (AL)	9-5	3.92	24	23	0	0	1	128.2	128	64	56	17	1	36	1	91	3	0	.260
2016	Rochester (INT)	4-0	1.66	7	7	0	0	0	48.2	41	11	9	4	1	4	0	41	1	0	.225
	MINNESOTA (AL)	3-5	5.71	19	12	0	0	0	69.1	84	53	44	15	1	22	3	49	3	1	.299
2017	GCL Mets (GCL)	0-1	10.80	1	1	0	0	0	1.2	2	2	2	0	0	1	0	3	0	0	.286
	Binghamton (EAS)	1-0	4.95	4	4	0	0	0	20.0	26	11	11	8	0	2	0	11	0	0	.313
	MILWAUKEE (NL)	1-0	6.43	6	3	0	0	1	21.0	29	15	15	6	0	2	0	16	0	0	.319
	NEW YORK (NL)	0-3	8.56	11	5	0	0	0	27.1	36	28	26	9	0	12	3	22	0	0	.316
2018	Harrisburg (EAS)	0-0	0.00	1	1	0	0	0	2.0	2	0	0	0	0	1	0	2	0	0	.250
	Syracuse (INT)	7-4	4.19	20	20	1	0	0	109.2	101	52	51	11	3	24	0	113	2	1	.243
	WASHINGTON (NL)	1-1	5.81	5	4	0	0	0	26.1	37	17	17	7	1	1	0	23	0	0	.330
2019	Tacoma (PCL)	4-2	3.83	9	8	1	1	0	49.1	49	26	21	7	2	12	0	43	0	0	.250
	SEATTLE (AL)	4-10	4.76	23	6	0	0	0	111.2	102	61	59	24	2	23	2	94	1	0	.241
2020	BALTIMORE (AL)	1-4	3.99	6	6	0	0	0	29.1	33	18	13	5	2	4	0	31	1	0	.273
	ATLANTA (NL)	0-0	14.90	3	3	0	0	0	9.2	22	16	16	4	0	2	0	9	0	0	.449
	Minor Totals	58-31	3.16	145	139	5	2	0	825.0	801	324	290	69	16	143	2	760	24	6	.253
	MAJOR TOTALS	51-51	4.56	183	145	2	0	2	913.2	994	519	463	154	20	218	17	688	11	1	.274

DIVISION SERIES RECORD

Year	Club and Opp.	W-L	ERA	G	GS	CG	Sho	SV	IP	H	R	ER	HR	HB	BB	IBB	SO	WP	BK	AVG
2012	OAK vs. DET	0-0	1.50	1	1	0	0	0	6.0	5	1	1	0	1	1	0	6	1	0	.217



TRANSACTIONS

- Selected by the Washington Nationals in the 10th round of the 2008 First-Year Player Draft
- Traded to the Oakland Athletics along with RHP A.J. Cole, C Derek Norris and RHP Brad Peacock in exchange for RHP Robert Gilliam and LHP Gio Gonzalez on December 23, 2011
- Traded to the Minnesota Twins in exchange for OF Sam Fuld on July 31, 2014
- On disabled list (strained left elbow) from August 3-16, 2015
- On disabled list (left biceps tendinitis) from August 21-September 9, 2016
- Signed by the Milwaukee Brewers on December 14, 2016
- Claimed off waivers by the New York Mets on May 7, 2017
- Signed by the Washington Nationals on December 16, 2017
- Signed by the Seattle Mariners on January 24, 2019
- Signed by the Baltimore Orioles on February 14, 2020
- Traded to the Atlanta Braves for two players to be named later on August 30, 2020
- Signed by the Toronto Blue Jays on February 25, 2021

GAME HIGHS

ML Debut	Sept. 3, 2011 vs. NYM	ER Allowed	8 – 2x, last: Sept. 9, 2020 vs. MIA
Innings Pitched:		HR Allowed	3 – 14x, last: Aug. 26, 2019 vs. NYY
Starter	9.0 – June 20, 2012 vs. LAD	Low Hit CG	3 – June 20, 2012 vs. LAD
Reliever	6.1 – June 17, 2019 vs. KC	Last Win	Aug. 7, 2020 at WAS
Walks:		Last Save	April 25, 2017 vs. CIN
Starter	4 – 8x, last: April 21, 2015 at KC	Last CG	June 20, 2012 vs. LAD
Reliever	3 – 3x, last: Sept. 24, 2019 vs. HOU	Last ShO	None
Strikeouts:		Last Start	Sept. 9, 2020 vs. MIA
Starter	10 – 3x, last: May 1, 2013 vs. LAA	Last Relief App.	Sept. 24, 2019 vs. HOU
Reliever	7 – Aug. 4, 2019 at HOU	Longest Win Streak	6G – May 9-June 29, 2014
Hits Allowed	11 – July 31, 2015 vs. SEA	Longest Losing Streak	6G – June 22-Aug. 10, 2019
		Scoreless Innings Streak	15.0 – June 20-30, 2012

MILESTONES

Category	Date	Opponent	Notes
Start	1 Sept. 3, 2011	New York (NL)	ND - 4.1 IP, 6H, 4ER, 1HR, 0BB, 2K
Win	1 Aug. 19, 2008	Texas	as a starter - 6.0 IP, 5H, 0ER, 1BB, 2K
10+ Strikeout Games (3)			
	1 July 20, 2012	New York (AL)	10 strikeouts
	2 Sept. 9, 2012	at Seattle	10 strikeouts
	3 May 1, 2013	Los Angeles (AL)	10 strikeouts
Save	1 Aug. 23, 2015	at Baltimore	1.0 IP, 2K

PROFESSIONAL CAREER:

2011:

- Made his **MLB debut** with the Nationals on Sept. 3 vs. NYM (4.1 IP, 6 H, 4 ER, HR, 2 K)...Struck out **Ángel Pagán** in for his 1st career strikeout...Homered on the 1st pitch in his 1st career plate appearance off of **Dillon Gee**.
- Earned his 1st Major League win in this 3rd start on Sept. 15 at NYM (5.2 IP, 3 H, ER, 3 BB, 4 K).
- Pitched the entire Minor League season with Triple-A Syracuse, going 12-6 with a 3.22 ERA (53 ER/148.1 IP) in 24 starts...Named an International League Mid-Season All-Star, as well as a Baseball America Triple-A All-Star.

2012:

- Went 13-10 with a 3.74 ERA and 137 strikeouts in 31 starts for Oakland.
- Set career highs in wins, innings pitched, games started and strikeouts.
- Led the Athletics in starts and innings pitched, and tied for the team lead in wins with **Jarrod Parker**.
- Tossed his 1st career complete game on June 20 vs. LAD (9.0 IP, 3H, ER, 1BB, 2K).
- Started Game 2 of the ALDS at DET, working 6.0 innings and allowing just one run...Did not factor in the decision as the A's fell, 5-4.

2013:

- Spent most of the season with the Athletics, going 12-9 with a 4.14 ERA and 126 strikeouts in 28 games (26 starts)...11 of his 26 starts were quality starts.
- Threw at least 100 pitches in 14 of his outings.
- Recorded his 2nd career complete game, a five-inning, weather-shortened game on Aug. 27 at DET.

2014:

- Went 6-3 with a 3.55 ERA (38 ER/96.1 IP) in 16 starts for Oakland.
- Won a career-high six straight decisions from May 9-June 29.
- Acquired by the Minnesota Twins in exchange for **Sam Fuld** on July 31.
- Went 0-1 with a 7.06 ERA (17 ER/21.2 IP) in six games (five starts) for the Twins.



2015:

- Spent the majority of the season in the Majors with Minnesota, working to a 9-5 record with a 3.92 ERA and 91 strikeouts in 24 games (23 starts).
- Recorded his 1st career save on Aug. 23 at BAL (1.0 IP, 2 K).
- Spent two weeks on the DL in August with a left elbow strain.
- Appeared in five games, all starts, for Triple-A Rochester, going 4-0 with a 0.70 ERA (3 ER/38.2 IP).

2016:

- Split the season between Triple-A Rochester and Minnesota.
- Posted a 1.66 ERA (9 ER/48.2 IP) in seven starts for Rochester before his contract was selected on June 18.
- Went 3-5 with a 5.71 ERA (44 ER/69.1 IP) in 19 games (12 starts) for the Twins.
- Placed on the DL from Aug. 12-Sept. 8 with left biceps tendinitis.

2017:

- Started the season with the Brewers, appearing in six games (three starts) and going 1-0 with a 6.43 ERA.
- Notched his 2nd career save on April 25 vs. CIN (3.0 IP, 2H, 1ER, 1HR, 1BB, 3K).
- Designated for assignment on May 1 and claimed by the New York Mets on May 7.
- Made three starts for the Mets before being placed on the disabled list with a sprained left knee from May 24-Aug. 19.
- Made eight appearances (two starts) for New York after being reinstated, going 0-1 with a 7.04 ERA.

2018:

- Started the season with Triple-A Syracuse, making 20 starts for the Chiefs and going 7-4 with a 4.19 ERA (51 ER/109.2 IP) and 113 strikeouts...Won each of his final five decisions, including three-straight, before having his contract selected by the Nationals on July 26.
- Made four starts and one relief outing for the Nats, going 1-1 with a 5.81 ERA.
- Placed on the disabled list from Aug. 21-Sept. 3 (left shoulder soreness).

2019:

- Appeared in 23 games (six starts) for the Mariners, working to a record of 4-10 with a 4.76 ERA and 94 strikeouts.
- Started the season with Triple-A Tacoma, going 4-2 with a 3.83 ERA (21 ER/49.1 IP) and had his contract selected by the Mariners on May 21.
- Threw 4.0+ innings in 16 of his 17 relief appearances.
- Recorded his 50th career win on Sept. 18 at PIT (5.0 IP, 2H, 1K).

OVER-UNDER

In 2009, the Jays became the first American League club since the 1918 Chicago White Sox and just the 8th MLB team, all-time, to finish a season at least 10 games below the .500 mark while scoring more runs than they had allowed.

Year	Club	Record	Run Differential
1907	Cincinnati Reds	66-87	526+/519- (7)
1918	Chicago White Sox	57-67	457+/446- (11)
1953	New York Giants	70-84	768+/747- (21)
1972	San Francisco Giants	69-86	662+/649- (13)
1980	St. Louis Cardinals	74-88	738+/710- (28)
1984	Pittsburgh Pirates	75-87	615+/567- (48)
2001	Colorado Rockies	73-89	923+/906- (17)
2009	Toronto Blue Jays	75-87	798+/771- (27)





MORENO GABRIEL

70
CATCHER

BIRTHDATE February 14, 2000
OPENING DAY AGE 21
BIRTHPLACE Barquisimeto, Venezuela
RESIDENCE Barquisimeto, Venezuela
TWITTER NA

BATS/THROWS R/R
HEIGHT/WEIGHT 5-11/195
CONTRACT STATUS signed thru 2021
M.L. SERVICE 0.000
OPTIONS USED 0 of 3

PERSONAL:

- Gabriel Jose Moreno.
- Favourite player is four-time All-Star shortstop **Francisco Lindor**.
- Signed with the Blue Jays as an international free agent on August 3, 2016.
- Ranked by Baseball America as Toronto's 8th-best prospect heading into the 2021 season.

LAST SEASON:

- Played in one Major League Spring Training game.
- Spent the season at the club's alternate training site in Rochester, NY.
- Added to Toronto's 40-man roster in November to protect him from the Rule 5 Draft.

Bold - career high; Red - league high

Year	Club and League	AVG	G	AB	R	H	2B	3B	HR	RBI	BB	IBB	SO	SB	CS	OBP	SLG	OPS	SH	SF	HBP
2017	DSL Blue Jays (DSL)	.248	32	125	9	31	4	1	0	17	6	0	5	5	4	.274	.296	.570	0	4	0
2018	GCL Blue Jays (GCL)	.413	23	92	14	38	12	2	2	22	4	1	7	1	1	.455	.652	1.107	0	1	4
	Bluefield (APP)	.279	17	61	10	17	5	0	2	14	3	0	13	1	0	.303	.459	.762	0	2	0
2019	Lansing (MID)	.280	82	307	47	86	17	5	12	52	22	1	38	7	1	.337	.485	.822	0	5	7
Minor Totals		.294	154	585	80	172	38	8	16	105	35	2	63	14	6	.339	.468	.807	0	12	11

TRANSACTIONS

- Signed by the Toronto Blue Jays on August 3, 2016

PROFESSIONAL CAREER:

MINORS:

- Began his pro career as a 17-year-old with the Dominican Summer League Blue Jays in 2017, batting .248 over 32 games.
- Started 2018 in the Gulf Coast League and hit .413 while racking up 16 extra-base hits and 22 RBI in 23 contests.
- Joined Rookie-Level Bluefield in August of 2018 and batted .279 across 17 games.
- Spent his entire 2019 season with Class-A Lansing and slashed .280/.337/.485 with 34 extra-base hits over 82 games.
- Caught 18 of 54 attempted stolen bases (33.3%).

MOST HOME RUNS HIT IN A SERIES

The Blue Jays hit 13 home runs in a three-game series sweep in Boston on Sept. 28-30, 2009. That's a Toronto record for home runs in a three-game series against any team. The most home runs hit in a four-game series by Toronto is 12, which occurred from June 28-July 1, 2019 vs. Kansas City.





MURPHY PATRICK

66
PITCHER

BIRTHDATE June 10, 1995
 OPENING DAY AGE 25
 BIRTHPLACE Chandler, AZ
 RESIDENCE Scottsdale, AZ
 TWITTER NA

BATS/THROWS R/R
 HEIGHT/WEIGHT 6-5/225
 CONTRACT STATUS signed thru 2021
 M.L. SERVICE 0.028
 OPTIONS USED 2 of 3

PERSONAL:

- Patrick Brian Murphy.
- Attended Hamilton High School in Chandler, AZ...Missed his senior year due to Tommy John surgery.
- Named to the 2013 Rawlings Preseason West - All Region 1st Team.
- Had committed to the University Oregon but signed with the Blue Jays in 2013 instead.

LAST SEASON:

- Allowed one run on six hits for a 1.50 ERA (1 ER/6.0 IP) and a 1.33 WHIP (2BB, 5K) in his first four MLB games.
- After Summer Camp, went to the club's alternate training site for the first 48 games of the year.
- Named as the 29th man for a doubleheader on Sept. 18 at PHI...Made his **MLB debut** as he pitched in the first game and threw 1.1 scoreless innings of relief with one hit, one walk and **three strikeouts**...Became the 8th Blue Jay to make his Major League debut in 2020.

		<i>Bold – career high; Red – league high</i>																		
Year	Club & League	W-L	ERA	G	GS	CG	ShO	SV	IP	H	R	ER	HR	HB	BB	IBB	SO	WP	BK	AVG
2014	GCL Blue Jays (GCL)	0-1	11.25	3	2	0	0	0	4.0	8	6	5	0	0	2	0	4	1	0	.400
2015	Did not play due to injury																			
2016	Vancouver (NWL)	4-5	2.84	13	13	0	0	0	69.2	71	28	22	0	3	23	0	48	11	0	.264
	Lansing (MID)	0-1	4.29	8	2	0	0	2	21.0	24	12	10	3	1	14	0	20	1	1	.286
2017	GCL Blue Jays (GCL)	1-0	0.00	3	2	0	0	0	9.0	7	0	0	0	0	1	0	15	1	0	.212
	Lansing (MID)	4-3	2.94	15	15	0	0	0	88.2	87	38	29	5	1	33	0	57	3	0	.263
	Dunedin (FSL)	0-1	7.00	2	2	0	0	0	9.0	14	7	7	0	0	3	0	5	1	0	.368
2018	Dunedin (FSL)	10-5	2.64	26	26	1	0	0	146.2	126	51	43	5	4	50	0	135	6	0	.233
	New Hampshire (EAS)	0-0	3.00	1	1	0	0	0	6.0	4	2	2	0	0	3	0	6	0	0	.200
2019	New Hampshire (EAS)	4-7	4.71	18	18	0	0	0	84.0	75	53	44	7	5	27	0	86	5	0	.227
2020	TORONTO (AL)	0-0	1.50	4	0	0	0	0	6.0	6	1	1	0	0	2	0	5	0	0	.261
Minor Totals		23-23	3.33	89	81	1	0	2	438.0	416	197	162	20	14	156	0	376	29	1	.250
MAJOR TOTALS		0-0	1.50	4	0	0	0	0	6.0	6	1	1	0	0	2	0	5	0	0	.261

TRANSACTIONS

- Selected by the Toronto Blue Jays in the 3rd round of the 2013 First-Year Player Draft

GAME HIGHS

ML Debut	Sept. 18, 2020 at PHI	ER Allowed	1 – Sept. 25, 2020 vs. BAL
Innings Pitched:		HR Allowed	None
Starter	None	Low Hit CG	None
Reliever	2.0 – Sept. 27, 2020 vs. BAL	Last Win	None
Walks:		Last Save	None
Starter	None	Last CG	None
Reliever	1 – 2x, last: Sept. 27, 2020 vs. BAL	Last ShO	None
Strikeouts:		Last Start	None
Starter	None	Last Relief App.	Sept. 27, 2020 vs. BAL
Reliever	3 – Sept. 18, 2020 at PHI	Longest Win Streak	None
Hits Allowed	2 – 2x, last: Sept. 25, 2020 vs. BAL	Longest Losing Streak	None
		Scoreless Innings Streak	3.0 – Sept. 18-Sept. 21, 2020



PROFESSIONAL CAREER:

MINORS:

- Played in three games (two starts) for the GCL Blue Jays in his first pro season as he came back from Tommy John surgery.
- Missed the 2015 season as he was recovering from thoracic outlet and ulnar nerve transportation surgeries.
- Made 13 starts for Class-A (short) Vancouver in 2016, going 4-5 with a 2.84 ERA.
- Moved to Class-A Lansing for eight games (two starts) to round out his 2016 campaign and posted a 4.29 ERA while recording 20 strikeouts over 21.0 innings.
- Started 2017 with Lansing and landed on the DL twice throughout the season.
- Posted a 2.94 ERA and a 4-3 record over 15 starts for the Lugnuts.
- Was promoted to Advanced-A Dunedin for a pair of starts at the end of August and went 0-1 with a 7.00 ERA.
- In 2018, played all but one of his games with Advanced-A Dunedin.
- Over 26 starts for the D-Jays, went 10-5 with a 2.64 ERA.
- Led the Florida State League in starts (26) and innings (146.2).
- Also ranked 2nd in the FSL in ERA (2.64), 2nd in strikeouts (135), 3rd in WHIP (1.20) and tied for 4th in wins (10).
- Made one start for Double-A New Hampshire, on May 27 vs. Hartford, and took a no-decision as he allowed two runs on four hits over 6.0 innings (3BB, 6K).
- Pitched his 1st career complete game on July 5 at Fort Myers (7.0 IP, 3H, 1ER, 1BB, 6K).
- Was named 2018 Florida State League Pitcher of the Year.
- At the end of the season, earned MiLB.com Organizational All-Star and Baseball America High Class-A All-Star honours.
- Was added to Toronto's 40-man roster after the season to protect him from the Rule 5 Draft.
- Spent the entire 2019 season with Double-A New Hampshire.
- Posted a 4.71 ERA and a 1.21 WHIP over 18 starts with New Hampshire.
- Went 4-0 in day games (1.42 ERA) but was 0-7 in night contests (7.43 ERA).
- Was placed on the seven-day injured list on three occasions.
- Tossed a career-high 8.0 innings on April 28 at Reading (2H, 1ER, 2BB, 7K).





NON-ROSTER

MURRAY

JOEY

73

PITCHER

BIRTHDATE September 23, 1996
 OPENING DAY AGE 24
 BIRTHPLACE Dublin, OH
 RESIDENCE Dublin, OH
 TWITTER NA

BATS/THROWS L/R
 HEIGHT/WEIGHT 6-2/192
 CONTRACT STATUS signed thru 2021
 M.L. SERVICE 0.000
 OPTIONS USED 0 of 3

PERSONAL:

- Joseph Murray.
- Went to Dublin Coffman High School in his hometown of Dublin, OH.
- Attended Kent State University where he combined to go 17-4 with a 2.45 ERA over three seasons, including 36 starts and six relief appearances... Averaged 13.2 K/9 and a 3.35 K/BB (209.2 IP, 308 K, 92 BB)... Named Mid-American Conference All-Conference and Mid-American Conference Pitcher of the Year in both 2017 and 2018... Also named a 2018 3rd Team College All-American.
- While growing up, batted left and emulated the stance of his favourite player, Hall of Fame outfielder **Ken Griffey Jr.**

LAST SEASON:

- Received an invite to Summer Camp at Rogers Centre in July.
- Spent the regular season pitching at the club's alternate training site.

Bold – career high; Red – league high

Year	Club & League	W-L	ERA	G	GS	CG	ShO	SV	IP	H	R	ER	HR	HB	BB	IBB	SO	WP	BK	AVG
2018	Vancouver (NWL)	1-1	1.75	13	6	0	0	0	25.2	19	5	5	1	1	10	0	39	2	0	.204
2019	Lansing (MID)	3-1	3.82	6	6	0	0	0	30.2	28	15	13	3	1	12	0	40	0	0	.239
	Dunedin (FSL)	5-2	1.71	12	11	0	0	1	63.0	40	12	12	3	2	19	0	77	0	0	.179
	New Hampshire (EAS)	2-4	3.50	9	8	0	0	0	43.2	37	17	17	4	3	18	0	52	2	1	.231
Minor Totals		11-8	2.60	40	31	0	0	1	163.0	124	49	47	11	7	59	0	208	4	1	.209

TRANSACTIONS

- Selected by the Toronto Blue Jays in the 8th round of the 2018 First-Year Player Draft

PROFESSIONAL CAREER:

MINORS:

- Made six starts and seven relief appearances for Class-A (short) Vancouver during his first season of pro ball in 2018.
- Struck out 39 batters and walked 10 across 25.2 innings, leading to a 1.75 ERA and a 1.13 WHIP.
- Accrued a 10-7 record with a 2.75 ERA while pitching at three levels in 2019 (Class-A, Advanced-A, Double-A).
- His 169 strikeouts led all pitchers in the Blue Jays organization and tied for 7th most among all Minor League pitchers.
- Went 3-1 with six starts for Class-A Lansing to begin his season.
- Joined Advanced-A Dunedin on May 7 and kept a 1.71 ERA and a 0.94 over 12 outings.
- Pitched his last nine games for Double-A New Hampshire where he fanned 52 batters in 43.2 innings of work.
- Named a MiLB.com Organizational All-Star at the end of the 2019 season.

YOUNGEST POSITION PLAYERS TO APPEAR ON OPENING DAY FOR TORONTO

PLAYER	DATE	OPPONENT	AGE
Ted Wilborn	04/05/1979	KC	20 years, 110 days
Alex Gonzalez	04/04/1994	CWS	20 years, 361 days
Travis Snider	04/06/2009	DET	21 years, 63 days
Sil Campusano	04/04/1988	KC	21 years, 95 days
Vladimir Guerrero Jr.	07/24/2020	TB	21 years, 130 days
Lloyd Moseby	04/09/1981	DET	21 years, 155 days





PALACIOS

JOSH

59
OUTFIELDER

BIRTHDATE July 30, 1995
 OPENING DAY AGE 25
 BIRTHPLACE Brooklyn, NY
 RESIDENCE Brooklyn, NY
 TWITTER @P_lo21

BATS/THROWS L/R
 HEIGHT/WEIGHT 6-1/195
 CONTRACT STATUS signed thru 2021
 M.L. SERVICE 0.000
 OPTIONS USED 0 of 3

PERSONAL:

- Joshua John Palacios.
- Brother of **Richard Palacios**, an infielder who was drafted by Cleveland in the 3rd round in the 2018 First-Year Player Draft...Nephew of former MLB player, **Rey Palacios**, who played parts of three seasons (1988-1990) for the Kansas City Royals.
- Attended San Jacinto College for two seasons before transferring to Auburn University...Batted .385 with a 1.071 OPS in 34 games for the Tigers in 2016 before suffering a wrist injury.

LAST SEASON:

- Played in 13 games during Spring Training, going 2-for-21 with two runs scored, a double and three RBI.
- Joined the 60-player pool for Summer Camp at Rogers Centre in July and spent the season at the club's alternate training site.
- Added to Toronto's 40-man roster at the end of the year to protect him from the Rule 5 Draft.

Bold – career high; Red – league high

Year	Club and League	AVG	G	AB	R	H	2B	3B	HR	RBI	BB	IBB	SO	SB	CS	OBP	SLG	OPS	SF	SH	HBP
2016	GCL Blue Jays (GCL)	.265	13	49	10	13	3	0	0	4	3	0	6	4	1	.321	.327	.648	0	0	1
	Vancouver (NWL)	.355	28	110	15	39	7	3	0	13	14	0	17	4	2	.437	.473	.910	0	0	2
	Lansing (MID)	.342	9	38	2	13	3	0	0	1	0	3	0	2	.375	.421	.796	0	0	1	
2017	Lansing (MID)	.280	91	368	65	103	18	3	2	39	42	0	78	12	6	.360	.361	.721	0	3	6
2018	Dunedin (FSL)	.292	125	507	62	148	30	5	8	78	47	2	125	15	9	.357	.418	.775	1	2	5
	New Hampshire (EAS)	.000	1	3	0	0	0	0	0	0	0	2	0	0	0	.000	.000	.000	0	0	0
2019	New Hampshire (EAS)	.266	82	286	43	76	18	2	7	38	45	1	70	15	5	.371	.416	.787	1	4	5
Minor Totals		.288	349	1361	197	392	79	13	17	173	152	3	301	50	25	.366	.403	.768	2	9	20

TRANSACTIONS

- Selected by the Toronto Blue Jays in the 4th round of the 2016 First-Year Player Draft

PROFESSIONAL CAREER:

MINORS:

- Played at three different levels in 2016 (Rookie, Class-A (short) and Class-A), combining to hit .330 with an .824 OPS.
- Spent all of 2017 with Class-A Lansing, recording 18 doubles, three triples and a pair of home runs in 91 games.
- Set personal bests in 2018 with 126 games played, 148 hits, 30 doubles, five triples, eight homers and 78 RBI.
- Named a 2018 Florida State League Post-Season All-Star...Led the FSL in hits and RBI while ranked 2nd in doubles, 2nd in total bases (212), 6th in average (.292), 7th in OBP (.357), 8th in OPS (.775), and 9th in slugging (.418).
- Spent the entire 2019 season with Double-A New Hampshire.
- Landed on the injured list from April 29-May 28.
- Homered in back-to-back games on Aug. 9 and 10.
- Finished the campaign strong with three doubles, three home runs and six RBI while going 9-for-29 (.310) over his last eight games.
- Slashed .280/.376/.469 with five of his seven homers after the All-Star break.

BIOGRAPHIES

LAST SEASON

HISTORY


RECORDS

OPPONENTS

PLAYER DEV.

MEDIA & MISC.





NON-ROSTER

PANIK

JOE

2

INFIELDER

BIRTHDATE October 30, 1990
 OPENING DAY AGE 30
 BIRTHPLACE Yonkers, NY
 RESIDENCE Hopewell Junction, NY
 TWITTER @JoePanik

BATS/THROWS L/R
 HEIGHT/WEIGHT 6-1/210
 CONTRACT STATUS signed thru 2021
 M.L. SERVICE 6.100
 OPTIONS USED 0 of 3

PERSONAL:

- Joseph Matthew Panik.
- Married Brittany Pinto in 2016.
- Involved with the following organizations: George Mark Children's House, Nancy & Stephen Grand Family House, Buster & Kristen Posey Fund for Pediatric Cancer Awareness and Tragedy Assistance Program for Survivors (T*A*P*S).
- Attended St. John's University in Queens, NY...Batted .398 in his junior year.
- Ranked by Baseball America as the Giants' 2nd-best prospect after the 2012 season.

LAST SEASON:

- Batted .303 (10-for-33) with two doubles and five walks vs. left-handed pitchers (.774 OPS), the 3rd best average among AL left-handed hitters (min. 30 AB).
- Reached base in 20 of his last 25 games of the season, going 20-for-77 (.260) with six doubles, a home run, 7 RBI and a 17BB/16K ratio (.400 OBP, .777 OPS).
- Went 8-for-21 (.381) with three extra-base hits and five RBI in 10 games during Spring Training and was selected to Toronto's 40-man roster on March 16 (signed a Minor League deal on Jan. 20).
- Made his Blue Jays debut as a pinch-hitter on July 25 at TB (0-for-2, K).
- Started at SS for the 1st time in his career on July 27 at WAS (684th game)...Then started at 3B for the 1st time on July 29 at WAS (686th game)...Started as DH for the 1st time on Aug. 11 vs. MIA (689th game).
- Picked up his **1st RBI** as a Blue Jay on Sept. 3 at BOS...His 61 AB without an RBI to start a season were 3rd most in team history (**Dave Collins** - 76 in 1983; **Brandon Drury** - 65 in 2019).
- Connected for his **1st home run** of the season on Sept. 16 at NYY.
- Made one start at second base as he went 1-for-6 in the playoffs.

Bold - career high; Red - league high

Year	Club and League	AVG	G	AB	R	H	2B	3B	HR	RBI	BB	IBB	SO	SB	CS	OBP	SLG	OPS	SF	SH	HBP
2011	Salem-Keizer (NOR)	.341	69	270	49	92	10	3	6	54	28	0	25	13	5	.401	.467	.868	0	4	2
2012	San Jose (CAL)	.297	130	535	93	159	27	4	7	76	58	1	54	10	4	.368	.402	.770	2	5	5
2013	Richmond (EAS)	.257	137	522	64	134	27	4	4	57	58	1	68	10	5	.333	.347	.680	8	6	5
2014	Fresno (PCL)	.321	74	293	50	94	14	4	5	45	27	2	33	3	2	.382	.447	.829	1	2	3
	SAN FRANCISCO (NL)	.305	73	269	31	82	10	2	1	18	16	0	33	0	0	.343	.368	.711	1	1	0
2015	Sacramento (PCL)	.111	3	9	1	1	0	0	0	0	0	0	0	0	0	.111	.111	.222	0	0	0
	SAN FRANCISCO (NL)	.312	100	382	59	119	27	2	8	37	38	0	42	3	2	.378	.455	.833	3	4	5
2016	Sacramento (PCL)	.231	4	13	2	3	1	0	0	0	1	0	0	0	0	.286	.308	.594	0	0	0
	SAN FRANCISCO (NL)	.239	127	464	67	111	21	7	10	62	50	5	47	5	0	.315	.379	.694	3	5	4
2017	San Jose (CAL)	.000	1	3	0	0	0	0	0	0	1	0	1	0	0	.250	.000	.250	0	0	0
	Sacramento (PCL)	.000	1	2	0	0	0	0	0	0	0	0	1	0	0	.000	.000	.000	0	0	0
	SAN FRANCISCO (NL)	.288	138	511	60	147	28	5	10	53	46	4	54	4	1	.347	.421	.768	3	8	5
2018	San Jose (CAL)	.286	2	7	1	2	1	0	0	1	1	0	1	0	0	.375	.429	.804	0	0	0
	Sacramento (PCL)	.333	6	18	2	6	0	0	0	1	2	0	3	0	0	.400	.333	.733	0	0	0
	SAN FRANCISCO (NL)	.254	102	358	38	91	14	1	4	24	26	3	30	4	2	.307	.332	.639	1	4	3
2019	SAN FRANCISCO (NL)	.235	103	344	33	81	17	1	3	27	36	2	38	4	2	.310	.317	.627	1	4	3
	NEW YORK (NL)	.277	39	94	17	26	4	1	2	12	7	0	9	0	0	.333	.404	.737	1	0	1
2020	TORONTO (AL)	.225	41	120	18	27	6	0	1	7	20	0	27	0	0	.340	.300	.640	0	0	1
	Minor Totals	.294	427	1672	262	491	80	15	22	234	176	4	186	36	16	.363	.399	.762	11	17	15
	MAJOR TOTALS	.269	723	2542	323	684	127	19	39	240	239	14	280	20	7	.334	.380	.714	13	26	22



WILD CARD RECORD

Year	Club and Opp.	AVG	G	AB	R	H	2B	3B	HR	RBI	BB	IBB	SO	SB	CS	OBP	SLG	OPS	SF	SH	HBP
2014	SF vs. PIT	.600	1	5	0	3	0	0	0	0	0	0	0	0	0	.600	.600	1.200	0	0	0
2016	SF vs. NYM	.000	1	3	1	0	0	0	0	0	1	0	2	0	0	.250	.000	.250	0	0	0
2020	TOR vs. TB	.167	2	6	0	1	0	0	0	0	0	0	0	0	0	.167	.167	.333	0	0	0
TOTALS		.286	4	14	1	4	0	0	0	0	1	0	2	0	0	.333	.286	.690	0	0	0

DIVISION SERIES RECORD

Year	Club and Opp.	AVG	G	AB	R	H	2B	3B	HR	RBI	BB	IBB	SO	SB	CS	OBP	SLG	OPS	SF	SH	HBP
2014	SF vs. WAS	.211	4	19	3	4	0	1	0	2	1	0	0	0	0	.250	.316	.566	0	0	0
2016	SF vs. CHC	.600	3	10	2	6	2	0	0	2	2	0	2	0	0	.615	.800	1.415	0	0	0
TOTALS		.345	7	29	5	10	2	1	0	4	3	0	2	1	0	.394	.483	.877	0	0	0

LEAGUE CHAMPIONSHIP SERIES RECORD

Year	Club and Opp.	AVG	G	AB	R	H	2B	3B	HR	RBI	BB	IBB	SO	SB	CS	OBP	SLG	OPS	SF	SH	HBP
2014	SF vs. STL	.182	5	22	1	4	0	0	1	3	1	0	1	0	0	.217	.318	.536	0	0	0

WORLD SERIES RECORD

Year	Club and Opp.	AVG	G	AB	R	H	2B	3B	HR	RBI	BB	IBB	SO	SB	CS	OBP	SLG	OPS	SF	SH	HBP
2014	SF vs. KC	.222	7	27	3	6	2	1	0	3	2	0	5	0	0	.276	.370	.646	0	1	0

ALL-STAR GAME RECORD

Year	Club and League	AVG	G	AB	R	H	2B	3B	HR	RBI	BB	IBB	SO	SB	CS	OBP	SLG	OPS	SF	SH	HBP
2015	NL at CIN	.000	1	2	0	0	0	0	0	0	0	0	1	0	0	.000	.000	.000	0	0	0

HOME RUN BREAKDOWN

Total	H	A	ONE GAME																		
			2	3	4	GS	LO	XN	IP	PH	RHP	LHP									
38	9	29	1	0	0	0	2	0	0	0	0	0	0	0	0	33	5				

TRANSACTIONS

- Selected by the San Francisco Giants in the 1st round (29th overall) of the 2011 First-Year Player Draft
- On disabled list (lower back inflammation) from August 2-September 6, 2015
- On disabled list (lower back inflammation) on September 16, 2015 for the remainder of the season
- On disabled list (concussion) from June 29-July 27, 2016
- On disabled list (concussion) from Aug. 14-24, 2017
- On disabled list (left thumb sprain) from April 28-May 31, 2018
- On disabled list (left groin strain) from July 7-29, 2018
- Signed by the New York Mets on August 9, 2019
- Signed by the Toronto Blue Jays on January 20, 2020

GAME HIGHS

ML Debut	June 21, 2014 at ARI	Stolen Bases	1 – 20x, last: July 18, 2019 vs. NYM
Runs	3 – 7x, last: Sept. 6, 2017 at COL	Last ML Home Run	Sept. 16, 2020 at NYY
Hits	5 – 2x, last: Sept. 6, 2017 at COL	Longest Hitting Streak	15G – May 26-June 11, 2015
Home Runs	2 – Aug. 28, 2016 vs. ATL	Longest On-Base Streak	23G – May 17-June 11, 2015
RBI	4 – 2x, last: Aug. 28, 2016 vs. ATL	Longest Hitless Streak	24AB – Sept. 14-22, 2016

MILESTONES

Category	Date	Opponent	Pitcher	Notes
Hit	1 June 22, 2014	at Arizona	Bolsinger	Single
Home Run	1 Aug. 22, 2014	at Washington	Fister	3R
Multi-HR Game	1 Aug. 28, 2016	Atlanta	Blair, Blair	1R, 2R
Leadoff HR	1 May 22, 2017	at Chicago (NL)	Lackey	—
	2 May 28, 2019	at Miami	Richards	—
RBI	1 June 22, 2014	at Arizona	Thatcher	Double
Stolen Base	1 May 2, 2015	Los Angeles (AL)	Santiago	2nd base
			C-Butera	



PROFESSIONAL CAREER:**MINORS:**

- Named the short-season Northwest League MVP in 2011 as he led all hitters in batting average (.341), runs (49), hits (82), RBI (54), total bases (126) and OBP (.401)...Also led all NWL shortstops with a .964 fielding percentage and was named to the Northwest League Post-Season All-Star team.
- Named San Jose's Defensive Player of the Year in 2012, leading all California League shortstops with a .972 fielding percentage.
- Entered 2013 ranked by Baseball America as the Giants' 2nd-best prospect...Hit .257 and was named to the Eastern League Mid-Season All-Star Team as he led all second basemen with a .987 fielding percentage.

2014:

- Made his Major League debut in mid-June and established himself as one of the top NL rookies, hitting .305 with 10 doubles, two triples, one home run and 18 RBI in 73 games.
- Led all NL rookies in batting average and on-base percentage (.343) while ranked T-4th in multi-hit games (25) and 6th in hits (82)...Finished 6th in NL Rookie of the Year Voting.
- Went 31-for-83 (.373) versus left-handed pitchers.
- Had his contract purchased from Triple-A Fresno on June 21 and made his **MLB debut** that night in Arizona...Walked in his only plate appearance.
- Connected for his 1st career home run on Aug. 22 at WAS, a three-run homer off of **Doug Fister**.

2015:

- Was rewarded by Manager **Bruce Bochy** and asked to play in his 1st All-Star game.
- Batted .312 with 37 extra-base hits and an .833 OPS while playing in 100 games.
- Recorded his 1st career game-ending RBI on April 22 vs. LAD, hitting a sacrifice fly in the bottom of the 9th inning to give the Giants a 3-2 walk-off win.
- Strung together a career-best 15-game hitting streak from May 26-June 11, hitting .397 (25-for-63) with five doubles, four homers and 11 RBI over that stretch.
- Missed most of the final two months of the season with inflammation in his lower back...Landed on the DL from Aug. 2-Sept. 6...Played in just three games before returning to the DL on Sept. 16 for the rest of the season.

2016:

- Started 118 games and won his 1st Gold Glove Award...The last Giants second baseman to win one was **Robby Thompson** in 1993.
- Was the hardest player to strikeout in the Majors, averaging 11.19 plate appearances per strikeout.
- Slugged a two-out, three-run home run in the top of the 9th inning, snapping a 3-3 tie in the Giants' 6-4 win on June 18 at TB...According to Elias, became the first Giants player to hit a go-ahead home run with two outs in the 9th inning or later since **Buster Posey** on Aug. 27, 2014 vs. COL.
- Was hit in the head by a pitch thrown by **Matt Moore** on June 18 at TB...Started to feel some concussion-like symptoms on June 28, despite playing the previous week, and then missed 23 games.
- Registered his 1st career multi-homer game on August 28 vs. ATL, hitting a pair of homers off Braves starter **Aaron Blair**.

2017:

- Hit .288 with 28 doubles, five triples, 10 home runs and 53 RBI in 138 games.
- Became the 8th player all-time to hit 10+ home runs all on the road.
- Batted leadoff for the 1st time in his career on April 7 at SD.
- Connected for his 1st career leadoff homer off of **John Lackey** on May 22 at CHC.
- Set a franchise record with 12 hits in a three-game series, from Sept. 4-6 at COL...The 12 hits also tied a modern era record for any player in a three-game series.
- Was hit in the head sliding into home plate on August 13 at WAS and was placed on the DL two days later...Missed nine games.

2018:

- Batted .272 in 48 games post All-Star break, after hitting .240 in 54 games prior to the break.
- Accounted for the Giants' first three runs of the 2018 season, all via solo home runs ([March 29](#), [March 30](#) and [April 3](#))...According to Elias, marked the 1st time in MLB history a team had its first three runs of a season come on solo home runs by the same player.
- Helped the Giants to consecutive 1-0 wins to start the year (March 29 and 30 at LAD)...In doing so, became the 1st player in MLB history to hit a home run in each of two consecutive 1-0 games at any point of a season (*courtesy Elias*).
- On March 29 at LAD, joined **Willie Mays** and **Mel Ott** as the only Giants to ever homer on the road against the Dodgers in a 1-0 victory...Mays did it in 1956 at Roosevelt Stadium and Ott did it twice (1935 and 1938 at Ebbets Field).
- Connected on another solo homer, on April 3 vs. SEA in the 4th inning...Marked his first homer at home since August 28, 2016 vs. ATL.
- Placed on the 10-day disabled list on April 28 with a left thumb sprain...Underwent successful surgery to repair a torn ligament in his left thumb on April 30, performed by Dr. Steve Shin...Returned from his rehab assignment and was activated on June 1.
- Landed on the DL again from July 7-29 with a left groin strain.
- Made his 1st professional start at first base on September 22 at STL...Marked the only game of his MLB career in which he played anywhere other than second base.

2019:

- Played in a career-high 142 games while splitting time with the Giants (103G) and the Mets (39G).
- Was the hardest player to strike out in the National League, fanning once every 10.45 plate appearances (min. 400 PA).
- Hit .235 with 21 extra-base hits and 27 RBI in his time with San Francisco.
- Recorded his 2nd career **leadoff home run** on May 28 at MIA (also May 22, 2017 at CHC).
- Had three extra-base hits in his last 33 games as a Giant.
- Designated for assignment on Aug. 6 and signed with New York three days later.
- Reached base safely in 18 of his 19 starts with the Mets.
- Broke a stretch of 254 at-bats without a **homer** on Sept. 3 at WAS when he took **Max Scherzer** deep.
- Finished the New York portion of his campaign with a .277/.333/.404 line and seven extra-base hits.





PEARSON

NATE

24
PITCHER

BIRTHDATE August 20, 1996
 OPENING DAY AGE 24
 BIRTHPLACE..... Odessa, FL
 RESIDENCE..... Odessa, FL
 TWITTER..... NA

BATS/THROWS R/R
 HEIGHT/WEIGHT 6-6/255
 CONTRACT STATUS..... signed thru 2021
 M.L. SERVICE 0.169
 OPTIONS USED 0 of 3

PERSONAL:

- Nathan Alexander Pearson.
- Attended Florida International for a year before transferring to Central Florida Community College in Ocala, FL...Went 5-2 with a 1.56 ERA in his 13 starts for Patriots in 2017 and struck out 118 batters over 81.0 innings (23 walks).
- Ranked by Baseball America as Toronto's 4th-best prospect after the 2017 season (91st overall), 6th after 2018 (70th overall) and then was ranked as the club's top prospect at the end of 2019.
- Ranked by MLB as Toronto's No. 1 prospect heading into 2020...Listed as Baseball America's 7th-best overall prospect.
- Ranked 14th overall and the Blue Jays' No. 1 by Baseball America heading into 2021...Named No. 1 RHP prospect by MLB Pipeline, as well as 10th overall and Toronto's No. 1.
- Spends his leisure time golfing, jet skiing and watching movies.

LAST SEASON:

- Entered the season as Toronto's top-rated prospect by MLB and Baseball America (7th overall by BA; 8th overall by MLB).
- Made his **MLB Debut** on July 29 at WAS...Threw 5.0 scoreless innings, taking a no-decision as the Jays were shutout, 4-0, by **Max Scherzer** and the Nationals...Allowed two hits and two walks while striking out five batters...**Punched out** the 1st batter he faced (**Trea Turner**), becoming the 7th pitcher in team history to debut as a starter and strike out the 1st batter faced (last: **Matt Boyd** on June 27, 2015 vs. TEX)...Became the 3rd pitcher in Blue Jays history to throw 5+ scoreless innings in an MLB debut, joining **Mauro Gozzo** (Aug. 8, 1989 vs. TEX) and **Trent Thornton** (March 31, 2019 vs. DET)... Also became the 49th player in team history to make his MLB debut as a starting pitcher, following up **Thomas Hatch** from three days earlier (July 26 at TB).
- Earned a no-decision on Aug. 6 at ATL where he allowed three runs over 5.0 frames (2H, 3BB, 5K).
- Made his 1st start at home on Aug. 12 vs. MIA...Lasted 2.1 frames while allowing seven runs (four earned) with five hits, four walks and one strikeout...Walked four batters for the 1st time in his professional career.
- Two days before his 24th birthday, on Aug. 18 at BAL, made his 5th start and threw 4.0+ frames while allowing a season-high five earned runs and three home runs (3BB, 3K).
- Placed on the injured list from Aug. 19-Sept. 23 with right elbow tightness.
- Pitched in relief for the 1st time on Sept. 25 vs. BAL...Earned his 1st career win with 1.2 scoreless innings (1H, 1BB, 2K)... Struck out the 1st batter he faced (**Austin Hays**) with a **101.5 MPH** fastball, the fastest pitch ever recorded by a Blue Jay (tracking began in 2008), surpassing the 101.2 MPH pitch by **Brandon Morrow** on Sept. 10, 2014 vs. CHC.
- Made his postseason debut in Game 2 of the ALWC on Sept. 30 at TB...Fired 2.0 frames in relief and retired all six batters faced...**Fanned five** hitters, the most by a reliever making his 1st career postseason appearance in club history...Became the 5th rookie all-time to strike out the first three batters faced in a postseason career, joining **John Candelaria** (4 in 1975) **Alan Hembree** (3 in 1995), **Dave Riske** (3 in 2001) and **Craig Kimbrel** (3 in 2010).

Bold - career high; Red - league high

Year	Club & League	W-L	ERA	G	GS	CG	ShO	SV	IP	H	R	ER	HR	HB	BB	IBB	SO	WP	BK	AVG
2017	GCL Blue Jays (GCL)	0-0	0.00	1	1	0	0	0	1.0	1	0	0	0	0	0	0	2	0	0	.250
	Vancouver (NWL)	0-0	0.95	7	7	0	0	0	19.0	6	2	2	0	0	5	0	24	2	0	.097
2018	Dunedin (FSL)	0-1	10.80	1	1	0	0	0	1.2	5	3	2	1	0	0	0	1	1	0	.500
2019	Dunedin (FSL)	3-0	0.86	6	6	0	0	0	21.0	10	2	2	2	0	3	0	35	0	0	.139
	New Hampshire (EAS)	1-4	2.59	16	16	0	0	0	62.2	41	18	18	4	2	21	0	69	6	0	.186
	Buffalo Bisons (INT)	1-0	3.00	3	3	0	0	0	18.0	12	6	6	2	1	3	0	15	2	0	.185
2020	TORONTO (AL)	1-0	6.00	5	4	0	0	0	18.0	14	15	12	5	0	13	0	16	1	0	.209
	Minor Totals	5-5	2.19	34	34	0	0	0	123.1	75	31	30	9	3	32	0	146	11	0	.173
	MAJOR TOTALS	1-0	6.00	5	4	0	0	0	18.0	14	15	12	5	0	13	0	16	1	0	.209

WILD CARD RECORD

Year	Club and Opp.	W-L	ERA	G	GS	CG	ShO	SV	IP	H	R	ER	HR	HB	BB	IBB	SO	WP	BK	AVG
2020	TOR vs. TB	0-0	0.00	1	0	0	0	0	2.0	0	0	0	0	0	0	0	5	0	0	.000

TRANSACTIONS

- Selected by the Toronto Blue Jays in the 1st round (28th overall) of the 2017 First-Year Player Draft
- On injured list (right elbow tightness) from Aug. 19-Sept. 23, 2020



GAME HIGHS

ML Debut	July 29, 2020 at WAS	ER Allowed	5 – Aug. 18, 2020 at BAL
Innings Pitched:		HR Allowed	3 – Aug. 18, 2020 at BAL
Starter	5.0 - 2x, last: Aug. 6, 2020 at ATL	Low Hit CG	None
Reliever	1.2 – Sept. 25, 2020 vs. BAL	Last Win	Sept. 25, 2020 vs. BAL
Walks:		Last Save	None
Starter	4 - Aug. 12, 2020 vs. MIA	Last CG	None
Reliever	1 – Sept. 25, 2020 vs. BAL	Last ShO	None
Strikeouts:		Last Start	Aug. 18, 2020 at BAL
Starter	5 - 2x, last: Aug. 6, 2020 at ATL	Last Relief App.	Sept. 25, 2020 vs. BAL
Reliever	2 – Sept. 25, 2020 vs. BAL	Longest Win Streak	1G – Sept. 25-current
Hits Allowed	5 – Aug. 12, 2020 vs. MIA	Longest Losing Streak	None
		Scoreless Innings Streak	5.0 – July 29, 2020

MILESTONES


Category	Date	Opponent	Notes
Start	1 July 29, 2020	at Washington	ND - 5.0 IP, 2H, 0ER, 2BB, 5K
Win	1 Sept. 25, 2020	Baltimore	as a reliever - 1.2 IP, 1H, 0ER, 1BB, 2K

PROFESSIONAL CAREER:

MINORS:

- Made eight starts in his 1st pro season in 2017: one for the GCL Blue Jays and seven for Class-A (short) Vancouver...Combined for a 0.90 ERA as he allowed just two runs over 20.0 innings while striking out 26 batters (0.60 WHIP).
- Made just one start in 2018 before having his season ended with a fractured right ulna when he was hit by a line drive.
- Played for the Surprise Saguaros in the Arizona Fall League and went 2-2 over six starts...Had his fastball reach as high as 104 MPH while there and was named to both the 2018 AFL Rising Stars Team and the All-Prospect Team.
- Started his campaign with Advanced-A Dunedin and posted a 0.86 ERA across six starts.
- Earned a promotion to Double-A New Hampshire on May 7 and held a 2.59 ERA in his 16 starts for the Fisher Cats.
- Was selected to the Futures Game where he threw a hitless inning with two strikeouts...Touched 101 MPH with his fastball on four occasions.
- Finished the year with three starts for Triple-A Buffalo...Went 1-0 while allowing six runs over 18.0 innings for a 3.00 ERA and a 0.83 WHIP (15K/3BB).
- Threw 7.0 shutout innings in his Triple-A debut on Aug. 20 at Rochester...Allowed three hits and struck out three batters without issuing a walk on what was his 23rd birthday.





PHELPS DAVID

35
PITCHER

BIRTHDATE October 9, 1986
 OPENING DAY AGE 34
 BIRTHPLACE St. Louis, MO
 RESIDENCE Pittsburgh, PA
 TWITTER @NA

BATS/THROWS R/R
 HEIGHT/WEIGHT 6-2/197
 CONTRACT STATUS signed thru 2021
 M.L. SERVICE 8.156
 OPTIONS USED 1 of 3

PERSONAL:

- David Edward Phelps.
- Married to Maria with three daughters, Adeline, Eloise and Genevieve, and a son, Jackson.
- His older brother, Mike, pitched in the Cubs organization from 2005-2008.
- Attended Hazelwood West High School in Florissant, Missouri, where he was 14-4 with 2.96 ERA in 27 games (17 starts) with 172 strikeouts.
- Played in three seasons at the University of Notre Dame...As a sophomore in 2007, became the 2nd Notre Dame pitcher to record at least 100 strikeouts (102) and an ERA under 2.00 (1.88) in a single season, joining **Aaron Heilman**...In his junior year, went 5-5 with 4.65 ERA while leading the club in starts (14), innings (93.0) and strikeouts (75).

LAST SEASON:

- Struck out 21 of the 45 (46.7%) left-handed batters he faced and had a 36.5% strikeout rate overall (31 SO/85 BF).
- Held lefties to a .190 AVG (8-for-42).
- Started the season with the Brewers and kept a 0.69 WHIP and a 2.84 ERA over 12 games (4 ER/13.0 IP).
- Acquired by the Phillies on Aug. 31 for three players to be named later.
- His appearance on Sept. 11 (G2) at MIA was his first ever against the Marlins, the last of the 30 teams he had not yet faced.

Bold – career high; Red – league high

Year	Club & League	W-L	ERA	G	GS	CG	ShO	SV	IP	H	R	ER	HR	HB	BB	IBB	SO	WP	BK	AVG
2008	Staten Island (NYP)	8-2	2.72	15	15	0	0	0	72.2	67	28	22	4	1	18	0	52	1	1	.245
2009	Charleston (SAL)	10-3	2.80	19	19	0	0	0	112.2	117	48	35	9	4	25	0	90	5	2	.272
	Tampa (FSL)	3-1	1.17	7	7	0	0	0	38.1	34	9	5	1	0	6	0	32	2	0	.234
2010	Trenton (EAS)	6-0	2.04	14	14	0	0	0	88.1	63	21	20	2	2	23	0	84	2	3	.199
	Scranton/W-B (INT)	4-2	3.07	12	11	0	0	0	70.1	76	31	24	4	1	13	0	57	1	1	.274
2011	GCL Yankees (GCL)	1-1	0.00	2	2	0	0	0	7.0	4	2	0	0	0	1	0	5	0	0	.154
	Scranton/W-B (INT)	6-6	3.19	18	18	1	1	0	107.1	115	42	38	11	4	26	0	90	0	0	.278
2012	Tampa (FSL)	0-0	0.00	2	2	0	0	0	5.1	7	0	0	0	0	1	0	5	0	0	.350
	Trenton (EAS)	1-0	0.00	1	1	0	0	0	6.2	1	0	0	0	0	1	0	11	0	0	.048
	Scranton/W-B (INT)	1-0	0.00	1	1	0	0	0	6.2	4	0	0	0	0	3	0	7	0	0	.167
	NEW YORK (AL)	4-4	3.34	33	11	0	0	0	99.2	81	38	37	14	6	38	2	96	2	2	.223
2013	Trenton (EAS)	0-0	3.52	2	2	0	0	0	7.2	5	3	3	2	0	5	0	12	0	0	.185
	NEW YORK (AL)	6-5	4.98	22	12	0	0	0	86.2	88	50	48	8	5	35	1	79	2	0	.265
2014	NEW YORK (AL)	5-5	4.38	32	17	1	0	1	113.0	115	62	55	13	7	46	2	92	2	1	.263
2015	MIAMI (NL)	4-8	4.50	23	19	0	0	0	112.0	119	59	56	11	4	33	0	77	2	0	.272
2016	MIAMI (NL)	7-6	2.28	64	5	0	0	0	4 86.2	61	23	22	6	2	38	6	114	0	1	.197
2017	MIAMI (NL)	2-4	3.45	44	0	0	0	0	47.0	42	20	18	5	0	21	3	51	0	0	.243
	SEATTLE (AL)	2-1	3.12	10	0	0	0	0	8.2	9	3	3	0	1	5	0	11	0	0	.265
2018									Did not play due to injury											
2019	Dunedin (FSL)	0-0	0.00	1	0	0	0	0	1.0	1	0	0	0	0	0	0	1	0	0	.250
	Buffalo (INT)	1-0	0.00	3	1	0	0	0	2.1	2	0	0	0	0	0	0	3	0	0	.222
	TORONTO (AL)	0-0	3.63	17	1	0	0	0	17.1	14	7	7	3	1	7	1	18	1	0	.222
	CHICAGO (NL)	2-1	3.18	24	0	0	0	1	17.0	17	7	6	2	0	10	0	18	2	0	.262
2020	MILWAUKEE (NL)	2-3	2.77	12	0	0	0	0	13.0	7	5	4	2	1	2	0	20	1	0	.156
	PHILADELPHIA (NL)	0-1	12.91	10	0	0	0	0	7.2	12	11	11	5	0	3	0	11	0	0	.353
Minor Totals		41-15	2.51	97	93	1	1	0	526.1	496	184	147	33	12	122	0	449	11	7	.250
MAJOR TOTALS		34-38	3.95	291	65	1	0	6	608.2	565	285	267	69	27	238	15	587	12	4	.246

DIVISION SERIES RECORD

Year	Club and Opp.	W-L	ERA	G	GS	CG	ShO	SV	IP	H	R	ER	HR	HB	BB	IBB	SO	WP	BK	AVG
2012	NY vs. BAL	0-1	6.75	1	0	0	0	0	1.1	2	1	1	0	0	0	0	1	0	0	.333

LEAGUE CHAMPIONSHIP SERIES RECORD

Year	Club and Opp.	W-L	ERA	G	GS	CG	ShO	SV	IP	H	R	ER	HR	HB	BB	IBB	SO	WP	BK	AVG
2012	NY vs. DET	0-1	9.00	2	0	0	0	0	2.0	5	3	2	0	0	1	0	1	0	0	.417

BIOGRAPHIES

LAST SEASON

HISTORY

RECORDS

OPPONENTS

PLAYER DEV.

MEDIA & MISC.



TRANSACTIONS

- Selected by the New York Yankees in the 14th round of the 2008 First-Year Player Draft
- On disabled list (right forearm strain) from July 5-September 13, 2013
- On disabled list (right elbow inflammation) from August 4-September 11, 2014
- Traded to the Miami Marlins along with 3B Martin Prado in exchange for RHP Nathan Eovaldi, RF Garrett Jones and RHP Domingo German on December 19, 2014
- On disabled list (right forearm strain) on August 17, 2015 for the remainder of the season
- On disabled list (left oblique strain) from August 27-September 10, 2016
- Traded to the Seattle Mariners in exchange for CF Brayan Hernandez, RHP Pablo Lopez, RHP Brandon Miller and RHP Lukas Schiraldi on July 20, 2017
- On disabled list (right elbow impingement) from August 8-22, 2017
- On disabled list (right elbow posterior impingement) on August 31, 2017 for the remainder of the season
- On disabled list (right elbow UCL construction) on March 26, 2018 for the remainder of the season
- Signed by the Toronto Blue Jays on January 11, 2019
- On injured list (Tommy John surgery recovery) from March 25-June 16, 2019
- Traded to the Chicago Cubs along with cash considerations in exchange for RHP Thomas Hatch
- Signed by the Milwaukee Brewers on January 30, 2020
- Traded to the Philadelphia Phillies in exchange for three Players To Be Named Later (RHP Juan Grewald, RHP Israel Puello and RHP Brandon Ramey)
- Signed by the Toronto Blue Jays on February 11, 2021

GAME HIGHS

ML Debut	April 8, 2012 at TB	ER Allowed	9 – 2x, last: June 6, 2015 at COL
Innings Pitched:		HR Allowed	2 – 15x, last: Sept. 14, 2020 at MIA
Starter	8.0 – June 11, 2015 vs. COL	Low Hit CG	5 – (5.0 IP) July 23, 2014 vs. TEX
Reliever	5.1 – April 14, 2012 vs. LAA	Last Win	Aug. 15, 2020 at CHC
Walks:		Last Save	Aug. 5, 2019 vs. OAK
Starter	6 – Sept. 1, 2012 vs. BAL	Last CG	(5.0 IP) July 23, 2014 vs. TEX
Reliever	3 – 5x, last: Aug. 25, 2017 at LAA	Last ShO	None
Strikeouts:		Last Start	July 3, 2019 vs. BOS
Starter	9 – Aug. 20, 2016 at PIT	Last Relief App.	Sept. 22, 2020 at WAS
Reliever	9 – April 26, 2013 vs. TOR	Longest Win Streak	4G – 2x, last: July 31-Sept. 2, 2019
Hits Allowed	11 – June 6, 2015 at COL	Longest Losing Streak	5G – June 21-Aug. 5, 2015
		Scoreless Innings Streak	12.1 – July 19-Aug. 13, 2012

MILESTONES

Category	Date	Opponent	Notes
Start	1 May 3, 2012	at Kansas City	L - 4.0 IP, 6H, 2ER, 1HR, 0BB, 5K
Win	1 May 14, 2012	at Baltimore	as a reliever - 1.0 IP, 3H, 0ER, 0BB, 1K
Save	1 April 10, 2014	Boston	2.1 IP, 3K

PROFESSIONAL CAREER:

MINORS:

- Named 2010 Yankees Minor League Pitcher of the Year after combining to go 10-2 with a 2.50 ERA (44 ER/158.2 IP) with 141 strikeouts in 26 games (25 starts) between Double-A Trenton and Triple-A Scranton/Wilkes-Barre...Named to the Eastern League Mid-Season All-Star team but did not appear in the game due to his promotion to SWB.
- Spent his 2011 season with Scranton/Wilkes-Barre and the GCL Yankees...In 18 starts with the RailRiders, was 6-6 with 3.19 ERA (38 ER/107.1 IP) and 90 strikeouts.

2012:

- Named to his 1st career Opening Day roster...Made his **MLB debut** on April 8 at TB and retired the only two batters he faced, including a strikeout of **Elliot Johnson** to begin his career.
- Picked up his 1st Major League win on May 14 at BAL, tossing 1.0 scoreless inning in relief (3H, 1K).
- In 33 games (11 starts) with the Yankees, went 4-4 with 3.34 ERA (37 ER/99.2 IP) with 96 strikeouts...His 3.34 ERA ranked 3rd lowest among AL rookies and 4th lowest among all rookies.
- Ranked 2nd among AL rookies in opponents' batting average (.223) and 8th in strikeouts (96).
- Over his 11 starts, was 2-2 with a 3.77 ERA (24 ER/57.1 IP) and 54 strikeouts...As a reliever, went 2-2 with a 2.76 ERA (13 ER/42.1 IP) with 42 strikeouts in 22 appearances.
- From July 19-Sept. 23, did not allow a run in nine consecutive relief appearances (12.1 IP).
- Made three relief appearances for New York in the postseason...In Game 4 of ALDS vs. BAL, allowed one run in 1.1 innings of work...In the opening game of the ALCS vs. Detroit, gave up two runs on three hits and a walk over 1.0 inning...Allowed one unearned run on a pair of hits in 1.0 inning of work in Game 3.

2013:

- In 22 games, went 6-5 with a 4.98 ERA (48 ER/86.2 IP) and 79 strikeouts.
- In his 12 starts, was 5-4 with a 4.93 ERA (36 ER/65.2 IP), including 53 strikeouts...As a reliever, went 1-1 with a 5.14 ERA (12 ER/21.0 IP).
- Missed 62 games while on disabled list from July 6-Sept. 14 with a right forearm strain.



2014:

- Went 5-5 with a 4.38 ERA (55 ER/113.0 IP) and 92 strikeouts across 32 games.
- In his 17 starts, was 5-5 with a 4.28 ERA (46 ER/96.2 IP) and 73 strikeouts...In 15 relief outings, posted a 4.96 ERA (9 ER/16.1 IP) with 19 strikeouts.
- Earned his 1st career save on April 10 vs. BOS, retiring all seven batters faced over 2.1 scoreless innings (3K).
- Picked up his 1st career complete game in a rain-shortened contest on July 23 at Texas (5.0 IP).
- From June 13-July 23, went 4-0 with a 2.96 ERA (16 ER/48.2 IP) and 40 strikeouts in eight starts for the longest winning streak of his career.
- Landed on the disabled list from Aug. 4-Sept. 11 with right elbow tendinitis.

2015:

- Joined the Marlins and was 4-8 with a 4.50 ERA (56 ER/112.0 IP) and 77 strikeouts in 23 games.
- In 19 starts, went 4-8 with a 4.39 ERA (52 ER/106.2 IP) with 73 strikeouts...As a reliever, posted a 6.75 ERA (4 ER/5.1 IP) with four strikeouts in four appearances.
- On April 23-May 15, posted five consecutive starts of at least 6.0 innings with two-or-fewer earned runs allowed.
- On Aug. 16 at STL, sustained a stress fracture in right forearm, which brought an end to his 2015 campaign.

2016:

- Went 7-6 with four saves, a 2.28 ERA (22 ER/86.2 IP) and 114 strikeouts in 64 games (five starts).
- Posted career-bests in wins (7), saves (4), ERA (2.28), strikeouts (114), opponents' batting average (.197) and holds (25).
- Among NL relievers, ranked 9th in ERA (2.31), 12th in strikeouts (82) and 17th in opponents' batting average (.203).

2017:

- Went 4-5 with 21 holds, 62 strikeouts and a 3.40 ERA (21 ER/55.2 IP) across 54 relief outings.
- Started the season with Miami and made 44 appearances for the Marlins (3.45 ERA).
- Traded to Seattle on July 20 and went 2-1 for the Mariners (3.12 ERA).
- Hit the disabled list twice after his trade to Seattle...Had a right elbow impingement injury from Aug. 7-23...Suffered a right elbow posterior impingement and landed on the DL from Sept. 1 through the end of the season...At the time of his Aug. 8 DL stint, he ranked 2nd among all relievers in holds (21) and T-15th in innings pitched (54.0).

2018:

- Suffered an injury in spring training, tearing his ulnar collateral ligament in a game on March 21.
- Missed the entire regular season after undergoing "Tommy John" surgery, performed by Dr. James Andrews on March 26.

2019:

- Went a combined 2-1 with a 3.41 ERA and one save in 41 games (1 start) between the Blue Jays and the Cubs.
- Retired 22 of 40 first batters faced (55.0%).
- Stranded 17 of 23 inherited runners (73.9%).
- Signed with Toronto in January and began the season on the 10-day injured list recovering from Tommy John surgery...Was transferred to the 60-day injured list on May 15 and reinstated on June 17 after making four rehab appearances between Advanced-A Dunedin (1G) and Triple-A Buffalo (3G).
- Went 0-0 with a 3.63 ERA in 17 games (one start) with the Jays.
- Made his only start of 2019 on July 3 vs. BOS (1.0 IP, 1BB, 1K).
- Traded to the Cubs along with cash in exchange for **Thomas Hatch** on July 30.
- Went 2-1 with a 3.18 ERA and one save in 24 relief appearances with Chicago.
- Notched his only save of the season on Aug. 5 vs. OAK.

1991 ALL-STAR GAME

The 1991 All-Star Game was played at SkyDome (now Rogers Centre) in Toronto on Tuesday, July 9, 1991. It was the first time that the game had been held in Toronto and just the second time that it had been held outside of the United States (Montreal in 1982). Three Blue Jays players were selected to participate in the 63rd All-Star Game: second baseman Roberto Alomar, outfielder Joe Carter and pitcher Jimmy Key. As well, Manager Cito Gaston was a coach and Tommy Craig was named AL trainer. 52,382 fans came to SkyDome to watch the action unfold in person and millions more watched and listened to the Midseason Classic on television and radio. 56 players from both the National and American Leagues came to Toronto to participate. Of those 56 players, 49 saw action as the American League defeated the National League by a 4-2 count. Toronto pitcher Jimmy Key was credited with the win in his second career All-Star Game appearance. Joe Carter was 1-for-1 with a run scored and Roberto Alomar went 0-for-4. It was the fourth consecutive win for the American League dating back to 1988.





RAY ROBBIE

38

PITCHER

BIRTHDATE October 1, 1991
 OPENING DAY AGE 29
 BIRTHPLACE Brentwood, TN
 RESIDENCE Scottsdale, AZ
 TWITTER @RobbieRay

BATS/THROWS L/L
 HEIGHT/WEIGHT 6-2/210
 CONTRACT STATUS signed thru 2021
 M.L. SERVICE 6.007
 OPTIONS USED 2 of 3

PERSONAL:

- Robert Glenn Ray.
- Is a 2010 graduate of Brentwood (TN) High School...Had committed to be a two-way player at the University of Arkansas before signing with the Nationals.
- Married to Taylor and has three children: sons, Asher, and Brady, and daughter, Leighton.
- Played on the same Nashville-area travel ball team as 2018 American League MVP **Mookie Betts**.
- Wears a protective cap insert on the left side after being struck by a 108 MPH line drive on July 28, 2017 at STL.

LAST SEASON:

- Posted a 4.79 ERA (11 ER/20.2 IP) in five games (four starts) as a Blue Jay...Held a 7.84 ERA (27 ER/31.0 IP) in his seven games for the Diamondbacks.
- Recorded his **1,000th strikeout (Jorge Mateo)** on Aug. 16 vs. SD and became the 2nd-fastest lefty since 1913 to reach the milestone (154 games and 810.0 innings pitched), trailing **Randy Johnson** (152 G) and **Billy Wagner** (757.2 IP).
- Traded to the Blue Jays along with cash considerations in exchange for LHP **Travis Bergen** on Aug. 31.
- Made his Blue Jays debut on Sept. 1 at MIA with 3.1 innings of relief...Allowed two runs (one earned) on four hits with a walk and four strikeouts...Was his first relief appearance since Sept. 27, 2014 vs. MIN.
- Threw 5.0 frames of one-run ball to earn his 1st win as a Blue Jay on Sept. 12 vs. NYM (4H, 2BB, 5K)...Was his 2nd start of 5+ innings and one run this season (also Aug. 16 vs. SD).
- Made his final start of the regular season on Sept. 23 vs. NYY...Threw 4.0+ innings, allowing one unearned run on three hits with four walks and five strikeouts...Was his only ER-free outing of the season.
- Pitched in Game 1 of the ALWC on Sept. 29 at TB and took the loss as he allowed one run over 3.0 innings of relief (1H, 1BB, 5K).

Bold – career high; Red – league high

Year	Club & League	W-L	ERA	G	GS	CG	ShO	SV	IP	H	R	ER	HR	HB	BB	IBB	SO	WP	BK	OBA
2010	Vermont (NYP)	0-0	0.00	1	0	0	0	0	1.0	0	0	0	0	0	0	0	2	0	0	.000
2011	Hagerstown (SAL)	2-3	3.13	20	20	0	0	0	89.0	71	36	31	3	12	38	0	95	8	0	.221
2012	Potomac (CAR)	4-12	6.56	22	21	0	0	0	105.2	122	85	77	14	11	49	0	86	13	1	.292
2013	Potomac (CAR)	6-3	3.11	16	16	3	0	0	84.0	60	30	29	9	4	41	0	100	7	0	.205
	Harrisburg (EAS)	5-2	3.72	11	11	1	1	0	58.0	56	28	24	4	6	21	0	60	1	0	.247
2014	Toledo (INT)	7-6	4.22	20	19	0	0	0	100.1	106	51	47	6	3	44	0	75	6	1	.277
	DETROIT (AL)	1-4	8.16	9	6	0	0	0	28.2	43	26	26	5	0	11	0	19	2	1	.350
2015	Reno (PCL)	2-3	3.67	9	9	0	0	0	41.2	44	21	17	1	0	27	1	57	1	0	.280
	ARIZONA (NL)	5-12	3.52	23	23	0	0	0	127.2	121	56	50	9	8	49	3	119	2	0	.255
2016	ARIZONA (NL)	8-15	4.90	32	32	0	0	0	174.1	185	105	95	24	6	71	4	218	8	0	.267
2017	Visalia (CAL)	0-1	3.86	1	1	0	0	0	4.2	4	2	2	0	0	2	0	11	1	0	.211
	ARIZONA (NL)	15-5	2.89	28	28	1	1	0	162.0	116	57	52	23	5	71	3	218	8	0	.199
2018	Visalia (CAL)	0-0	7.71	1	1	0	0	0	2.1	5	5	2	2	1	0	0	3	0	0	.385
	Reno (PCL)	0-1	2.08	1	1	0	0	0	4.1	3	3	1	0	0	1	0	9	0	0	.200
	ARIZONA (NL)	6-2	3.93	24	24	0	0	0	123.2	97	55	54	19	5	70	3	165	5	0	.216
2019	ARIZONA (NL)	12-8	4.34	33	33	0	0	0	174.1	150	91	84	30	5	84	5	235	7	0	.234
2020	ARIZONA (NL)	1-4	7.84	7	7	0	0	0	31.0	31	27	27	9	1	31	1	43	6	0	.258
	TORONTO (AL)	1-1	4.79	5	4	0	0	0	20.2	22	13	11	4	0	14	0	25	0	0	.265
	Minor Totals	26-31	4.22	102	99	4	1	0	491.0	471	261	230	39	37	223	1	498	37	2	.255
	MAJOR TOTALS	49-51	4.26	161	157	1	1	0	842.1	765	430	399	123	30	401	19	1042	38	1	.241

WILD CARD RECORD

Year	Club & League	W-L	ERA	G	GS	CG	ShO	SV	IP	H	R	ER	HR	HB	BB	IBB	SO	WP	BK	OBA
2017	ARI vs. COL	0-0	3.86	1	0	0	0	0	2.1	2	1	1	0	0	0	0	3	1	0	.250
2020	TOR vs. TB	0-1	3.00	1	0	0	0	0	3.0	1	1	1	0	0	1	0	5	1	0	.100
	WILD CARD TOTALS	0-1	3.38	2	0	0	0	0	5.1	3	2	2	0	0	1	0	8	2	0	.211

DIVISION SERIES RECORD

Year	Club & League	W-L	ERA	G	GS	CG	ShO	SV	IP	H	R	ER	HR	HB	BB	IBB	SO	WP	BK	OBA
2017	ARI vs. LAD	0-1	8.31	1	1	0	0	0	4.1	4	4	4	0	1	4	0	6	3	0	.235



TRANSACTIONS

- Selected by the Washington Nationals in the 12th round of the 2010 First-Year Player Draft
- On injured list (left biceps tendonitis) from April 6-May 3, 2012
- Traded to the Detroit Tigers along with LHP Ian Krol and UTIL Steve Lombardozzi in exchange for RHP Doug Fister on December 2, 2013
- On injured list (left thumb blister) from June 2-11, 2014
- Traded to the Arizona Diamondbacks along with INF Domingo Leyba in exchange for INF Didi Gregorius on December 5, 2014
- On injured list (concussion) from July 29-August 24, 2017
- On injured list (strained left oblique) from April 30-June 27, 2018
- On injured list (right back muscle spasm) from August 15-25, 2019
- Traded to the Toronto Blue Jays along with cash considerations in exchange for LHP Travis Bergen on August 31, 2020
- Signed by the Toronto Blue Jays on November 7, 2020

GAME HIGHS

ML Debut	May 6, 2014 vs. HOU	ER Allowed	7 – May 22, 2014 vs. TEX
Innings Pitched:		HR Allowed	4 – April 26, 2016 vs. COL
Starter	9.0 – May 30, 2017 at PIT	Low Hit CG	4 – May 30, 2017 at PIT
Reliever	3.1 – Sept. 1, 2020 at MIA	Last Win	Sept. 12, 2020 vs. NYM
Walks:		Last Save	None
Starter	6 – 3x, last: Aug. 26, 2020 vs. COL	Last CG	May 30, 2017 at PIT
Reliever	1 – 2x, last: Sept. 1, 2020 at MIA	Last ShO	May 30, 2017 at PIT
Strikeouts:		Last Start	Sept. 23, 2020 vs. NYY
Starter	14 – Sept. 4, 2017 at LAD	Last Relief App.	Sept. 1, 2020 at MIA
Reliever	4 – Sept. 1, 2020 at MIA	Longest Win Streak	10G – Aug. 24, 2017-June 27, 2018
Hits Allowed	9 – 6x, last: July 2, 2018 vs. STL	Longest Losing Streak	7G – July 22, 2015-Sept. 5, 2015
		Scoreless Innings Streak	23.2 – May 20-30, 2015

MILESTONES

Category	Date	Opponent	Notes
Start	1 May 6, 2014	Houston	W - 5.1 IP, 5H, 1ER, 1BB, 5K
Win	1 May 6, 2014	Houston	as a starter - 5.1 IP, 5H, 1ER, 1BB, 5K
ShO (1)	1 May 30, 2017	at Pittsburgh	9.0 IP, 4H, 0ER, 10K
10+ Strikeout Games (23)			
	23 Sept. 28, 2019	San Diego	6.0 IP, 10K

PROFESSIONAL CAREER:

2014:

- Appeared in nine games (six starts) during 1st season with the Tigers and went 1-4 with a 8.16 ERA (26 ER/28.2 IP).
- Recorded the win during in his **MLB debut** on May 6 vs. HOU (1 ER in 5.1 IP).

2015:

- Went 5-12 with a 3.52 ERA (50 ER/127.2 IP) and 119 strikeouts in 23 starts in his first season with the D-backs...His 3.52 ERA was 4th best by a D-backs rookie starting pitcher (min. 20 GS),

2016:

- Set then career highs in wins (8), starts (32), innings (174.1) and strikeouts (218) in his second season with the D-backs, going 8-15 with a 4.90 ERA...Became the 4th pitcher in team history (10th time) to reach the 200 strikeout plateau.
- Ranked among the NL leaders in strikeouts per 9.0 IP (2nd, 11.25), strikeouts-per-batter faced (4th, .281), strikeouts (T-4th) and swing-and-miss rate (5th, 26.8 pct.).
- Became the 2nd pitcher all-time to record 218+ strikeouts in less than 175.0 innings in a single season, joining **Kerry Wood** in 1998 (233 K in 166.2 IP)... His 11.25 strikeouts per 9.0 IP was the 5th highest in team history, trailing **Randy Johnson** in 2001 (13.41), 2000 (12.56), 1999 (12.06) and 2002 (11.56).
- Recorded 10 strikeouts in 5.0 innings on July 23 at CIN, becoming the 2nd pitcher in team history to strike out 10+ batters in 5.0-or-fewer innings (Max Scherzer: 11 K in 5.0 IP on Sept. 7, 2008 at LAD).
- Recorded his 1st homer on June 6 vs. TB.

2017:

- Established a career high in wins and ERA, going 15-5 with a 2.89 ERA in 28 starts.
- Named to his first NL All-Star Team (did not pitch).
- Ranked among NL leaders in strikeouts per 9.0 IP (1st, 12.11), opponent average (2nd, .199), hits per 9.0 innings (2nd, 6.44), strikeouts (3rd), opponent slugging pct. (4th, .356), ERA (4th), opponent OPS (5th, .646) and baserunners per 9.0 IP (6th, 10.67)...His strikeout rate (32.8) was fourth best in the Majors behind Chris Sale (36.2), Max Scherzer (34.4) and Corey Kluber (34.1).
- Posted a 6.75 ERA with nine strikeouts and four walks in two postseason appearances...Threw 2.1 innings in relief in the Wild Card Game vs. the Rockies.




2018:

- Went 6-2 with a 3.93 ERA, .216 opponent average and 165 strikeouts in 24 starts during his 4th season with the D-backs.
- Became the only pitcher in Major League history to record 165+ strikeouts in fewer than 125.0 IP in a season (123.2 IP)... Prior to Ray, the fewest innings needed for 165+ strikeouts was 135.2 IP by **Rich Hill** in 2017
- Posted 12.01 strikeouts per 9.0 IP, the 2nd best rate in the NL and 5th best in the Majors, behind only Chris Sale (13.50), Gerrit Cole (12.40), Max Scherzer (12.24) and Justin Verlander (12.20).
- Limited left-handed hitters to a .124 average (13-for-105), the 2nd-lowest in MLB behind only Josh Hader's .090 (min. 100 BF).
- On the 10-day disabled list from April 30-June 27 with a strained left oblique.

2019:

- Set career highs in strikeouts (235), strikeouts per 9.0 IP (12.13) and starts (33).
- Went 12-8 with a 4.34 ERA (84 ER in 174.1 IP) in his fifth season with the D-backs.
- Tied a career high in innings pitched (also: 2016) and grounded into double plays (also: 13 in 2015-16).
- His 235 strikeouts were the 9th most in a season in club history and the 14th 200+ strikeout campaign by a D-back (his third time)...His 12.13 SO/9.0 IP trailed only Randy Johnson (13.41 in 2001 and 12.56 in 2000).
- Ranked 2nd among NL starters in strikeouts per 9.0 innings, trailing only Max Scherzer/WSH (12.69), and was 5th in strikeouts...Totalled seven double-digit strikeout performances.
- His 32.7 swing-and-miss rate ranked 3rd in the NL behind Luis Castillo (35.9) and Max Scherzer (33.9).
- Struck out 5+ batters in 20 consecutive starts from April 26-Aug. 9.
- Yielded three runs or fewer in 15 straight road starts from Oct. 1, 2017-April 3, 2019, the longest streak in D-backs history.





REES JACKSON

85
PITCHER

BIRTHDATE July 30, 1994
 OPENING DAY AGE 26
 BIRTHPLACE Aliso Viejo, CA
 RESIDENCE Aliso Viejo, CA
 TWITTER NA

BATS/THROWS R/R
 HEIGHT/WEIGHT 6-4/204
 CONTRACT STATUS signed thru 2021
 M.L. SERVICE 0.000
 OPTIONS USED 0 of 3

PERSONAL:

- Jackson Wittmer Rees.
- Attended the University of Hawaii at Manoa in Honolulu...There he posted a 3.99 ERA (71 ER/160.1 IP) while going 10-5 over two seasons.
- Signed with the Blue Jays as an undrafted free agent on June 13, 2018.
- Plays beach volleyball in his spare time.
- Growing up in California, his favourite player was Angels pitcher and three-time All-Star **Jered Weaver**.

LAST SEASON:

- Spent the cancelled Minor League season working out at home in a makeshift gym in his garage.
- His dad served as his catcher for the summer.

Bold – career high; Red – league high

Year	Club & League	W-L	ERA	G	GS	CG	SHO	SV	IP	H	R	ER	HR	HB	BB	IBB	SO	WP	BK	AVG
2018	GCL Blue Jays (GCL)	2-1	5.59	8	0	0	0	0	9.2	12	8	6	1	0	2	0	11	1	0	.300
	Bluefield Blue (APP)	0-1	4.63	8	0	0	0	0	11.2	13	10	6	1	0	5	0	12	4	1	.260
2019	Lansing (MID)	2-0	0.36	14	0	0	0	2	25.1	13	3	1	0	0	4	0	44	3	0	.149
	Dunedin (FSL)	3-2	0.99	25	0	0	0	7	36.1	27	12	4	1	1	11	0	44	5	0	.205
Minor Totals		7-4	1.84	55	0	0	0	9	83.0	65	33	17	3	1	22	0	111	13	1	.210

TRANSACTIONS

- Signed by the Toronto Blue Jays on June 13, 2018

PROFESSIONAL CAREER:

MINORS:

- Began his pro career in 2018 with eight outings for Toronto's GCL unit before making another eight appearances for Rookie-level Bluefield...Combined for a 5.06 ERA with 23 strikeouts in 21.1 innings.
- Began his 2019 campaign with Class-A Lansing where he allowed just one run while striking out 44 batters for a 0.36 ERA and a 0.67 WHIP.
- Received a promotion to Advanced-A Dunedin in June and pitched in 25 games for the D-Jays.
- Kept a 0.99 ERA and fanned 44 batters over 36.1 innings of work, finishing his season with a combined 12.9 SO/9 and a 0.89 WHIP.
- Unanimously chosen as Top Relief Pitcher for the 2019 MiLB Awards...Also named a MiLB.com Organizational All-Star and was selected to the 2019 All-MiLB team.
- Pitched for Scottsdale in the Arizona Fall League and allowed three runs over 8.1 frames...Issued one walk while collecting 13 strikeouts and was named to the Rising Stars Team.

OPENING UP

Toronto's 16-inning contest at Cleveland to begin the 2012 season was the longest Opening Day game in Major League history. The Blue Jays won, 7-4, in 16 innings after J.P. Arencibia broke the tie with a three-run home run.

In fact, the Blue Jays started the 2012 season with consecutive extra-inning games for the first time in franchise history. It marked the 5th time in MLB history that a team started 2-0 with two extra-innings wins on the road, the others being the 1908 St. Louis Browns, 1910 Cleveland Naps, 1935 Cleveland Indians and 2007 Atlanta Braves.





ROARK TANNER

14

PITCHER

BIRTHDATE October 5, 1986
 OPENING DAY AGE 34
 BIRTHPLACE Wilmington, IL
 RESIDENCE Atlanta, GA
 TWITTER NA

BATS/THROWS R/R
 HEIGHT/WEIGHT 6-2/235
 CONTRACT STATUS signed thru 2021
 M.L. SERVICE 7.055
 OPTIONS USED 0 of 3

PERSONAL:

- Tanner B. Roark...Pronounced RO-arc.
- Led Wilmington High School to Illinois state baseball championships in 2003 and 2005, and was First Team All-State from 2003-2005...Also played basketball and football as a junior, and in 2004 he was an All-State quarterback.
- Majored in sports management at the University of Illinois, where in 2007 he was a Second Team All-Big 10 selection...In two seasons at Illinois, he went a combined 12-2 with a 4.72 ERA in 22 starts and two relief appearances.
- Pitched for Team USA during its run to the 2017 World Baseball Classic gold medal...Started the tournament semifinal in what was a 2-1 victory vs. Japan at Dodger Stadium, allowing just two hits over 4.0 shutout innings.

LAST SEASON:

- Made his Toronto debut on July 28 at WAS and earned the win with 5.0 frames of one-run ball (3H, OBB, 5K).
- Took the loss on Aug. 7 at BOS, when he allowed four runs over 3.0 innings while tying a career mark with five walks (5th time).
- Grounded out 5.0 frames on Aug. 19 at BAL, claiming the win while spreading out nine hits to allow two runs (1ER, 1BB, 5K).
- Pitched into the 6th inning for the 1st time this season on Aug. 30 vs. BAL...Charged with four runs on eight hits over 5.0+ frames (2BB, 5K).
- Tossed 4.1 innings in the first game of a doubleheader on Sept. 4 at BOS...Gave up four runs on seven hits while recording a season-high six strikeouts.
- Tagged with six runs over 4.0 frames on Sept. 16 at NYY...Surrendered a career-tying four home runs (also Sept. 22, 2019 vs. TEX).
- Started Toronto's final regular-season game, on Sept. 27 vs. BAL, and was charged with four runs (two earned) on five hits over 4.0 innings...Did not allow a home run in either of his last two starts after giving up 11 in his five prior outings, his first time with consecutive HR-free games since July of 2019.
- Allowed 14 home runs in 2020, tied for 3rd most in MLB.
- Has made 135 starts over the last five seasons, tied for 6th most in MLB...His 784.2 IP are 11th most.

Bold – career high; Red – league high

Year	Club & League	W-L	ERA	G	GS	CG	ShO	SV	IP	H	R	ER	HR	HB	BB	IBB	SO	WP	BK	AVG
2008	AZL Rangers (AZL)	2-1	0.73	7	0	0	0	0	12.1	9	2	1	0	0	3	0	11	1	0	.209
	Bakersfield (CAL)	1-3	3.60	12	2	0	0	1	30.0	27	17	12	5	1	13	0	37	1	0	.237
2009	Bakersfield (CAL)	10-0	2.70	29	9	0	0	0	86.2	68	27	26	5	7	27	0	91	5	0	.217
	Frisco (TEX)	1-1	4.58	5	4	0	0	0	17.2	17	9	9	1	1	7	0	9	2	0	.262
2010	Frisco (TEX)	10-5	4.20	22	17	0	0	0	105.0	113	57	49	8	2	33	0	75	4	0	.276
	Harrisburg (EAS)	1-1	2.50	6	6	0	0	0	36.0	35	13	10	5	0	9	0	33	0	1	.254
2011	Harrisburg (EAS)	9-9	4.69	21	21	0	0	0	117.0	125	64	61	10	4	39	3	92	6	0	.277
2012	Syracuse (INT)	6-17	4.39	28	26	1	0	0	147.2	161	89	72	14	11	47	3	130	5	0	.281
2013	Syracuse (INT)	9-3	3.15	33	11	0	0	2	105.2	85	43	37	6	3	20	0	84	2	0	.217
	WASHINGTON (NL)	7-1	1.51	14	5	0	0	0	53.2	38	11	9	1	0	11	0	40	0	0	.202
2014	WASHINGTON (NL)	15-10	2.85	31	31	1	1	0	198.2	178	64	63	16	6	39	1	138	0	0	.239
2015	WASHINGTON (NL)	4-7	4.38	40	12	0	0	1	111.0	119	55	54	17	5	26	3	70	0	0	.279
	Potomac (CAR)	0-0	0.00	1	1	0	0	0	4.0	3	0	0	0	0	0	0	5	0	0	.214
	Harrisburg (EAS)	0-0	4.50	1	1	0	0	0	2.0	2	1	1	0	0	0	0	2	0	0	.286
2016	WASHINGTON (NL)	16 -10	2.83	34	33	0	0	0	210.0	173	72	66	17	13	73	4	172	6	1	.228
2017	WASHINGTON (NL)	13-11	4.67	32	30	0	0	0	181.1	178	105	94	23	6	64	5	166	3	1	.254
2018	WASHINGTON (NL)	9 -15	4.34	31	30	0	0	0	180.1	181	90	87	24	10	50	3	146	5	0	.262
2019	CINCINNATI (NL)	6-7	4.24	21	21	0	0	0	110.1	119	55	52	14	9	38	1	108	0	0	.273
	OAKLAND (AL)	4-3	4.58	10	10	0	0	0	55.0	61	29	28	14	4	13	0	50	3	0	.279
2020	TORONTO (AL)	2-3	6.80	11	11	0	0	0	47.2	60	39	36	14	2	23	0	41	2	0	.309
	Minor Totals	49-40	3.77	165	98	1	0	3	664.0	645	322	278	54	29	198	6	569	26	1	.256
	MAJOR TOTALS	76-67	3.83	224	183	1	1	1	1148.0	1107	520	489	140	55	337	17	931	19	2	.254

DIVISION SERIES RECORD

Year	Club & Opp.	W-L	ERA	G	GS	CG	ShO	SV	IP	H	R	ER	HR	HB	BB	IBB	SO	WP	BK	AVG
2014	WAS vs. SF	0-1	3.38	2	0	0	0	0	2.2	3	1	1	1	0	0	0	3	0	0	.250
2016	WAS vs. LAD	0-0	4.15	1	1	0	0	0	4.1	7	2	2	1	1	3	1	1	0	0	.368
	DIVISION SERIES TOTALS	0-1	3.86	3	1	0	0	0	7.0	10	3	3	2	1	3	1	4	0	0	.323

WORLD BASEBALL CLASSIC RECORD

Year	Club	W-L	ERA	G	GS	CG	ShO	SV	IP	H	R	ER	HR	HB	BB	IBB	SO	WP	BK	AVG
2017	United States	0-0	5.06	2	1	0	0	0	5.1	5	3	3	1	0	3	0	1	1	0	



TRANSACTIONS

- Selected by the Texas Rangers in the 25th round of the 2008 First-Year Player Draft
- Traded to the Washington Nationals along with RHP Ryan Tatusko in exchange for 2B Cristian Guzman on July 31, 2010
- Traded to the Cincinnati Reds in exchange for RHP Tanner Rainey on December 12, 2018
- Traded to the Oakland Athletics along with cash considerations in exchange for OF Jameson Hannah on July 31, 2019
- Signed by the Toronto Blue Jays on December 18, 2019

GAME HIGHS

ML Debut	Aug. 7, 2013 vs. ATL	ER Allowed	9 – July 3, 2018 vs. BOS
Innings Pitched:		HR Allowed	4 – 2x, last: Sept. 16, 2020 at NYY
Starter	9.0 – April 26, 2014 vs. SD	Low Hit CG	3 – April 26, 2014 vs. SD
Reliever	5.0 – July 8, 2017 vs. ATL	Last Win	Aug. 19, 2020 at BAL
Walks:		Last Save	May 4, 2015 vs. MIA
Starter	6 – Sept. 4, 2020 at BOS	Last CG	April 26, 2014 vs. SD
Reliever	3 – Aug. 31, 2013 vs. NYM	Last ShO	April 26, 2014 vs. SD
Strikeouts:		Last Start	Sept. 27, 2020 vs. BAL
Starter	15 – April 23, 2016 vs. MIN	Last Relief App.	June 3, 2018 at ATL
Reliever	6 – Aug. 17, 2013 at ATL	Longest Win Streak	7G – Aug. 10-Sept. 17, 2013
Hits Allowed	13 – July 13, 2019 at COL	Longest Losing Streak	6G – June 12-July 13, 2018
		Scoreless Innings Streak	18.0 – April 16-26, 2016

MILESTONES

Category	Date	Opponent	Notes
Start	1 Sept. 7, 2013	at Miami	W - 6.0 IP, 4H, 0ER, 0BB, 4K
Win	1 Aug. 10, 2013	Philadelphia	as a reliever - 2.0 IP, 0H, 0ER, 0BB, 0K
ShO (3)	1 April 26, 2014	San Diego	9.0 IP, 3H, 1BB, 8K
10+ Strikeout Games			
	1 June 6, 2014	at San Diego	11 strikeouts
	2 April 23, 2016	Minnesota	15 strikeouts
	3 July 22, 2017	at Arizona	11 strikeouts
	4 Sept. 1, 2017	at Milwaukee	10 strikeouts
	5 July 25, 2018	at Milwaukee	11 strikeouts
Save	1 May 4, 2015	Miami	1.0 IP, 1H, 2K

PROFESSIONAL CAREER:

2013:

- In his 1st Major League season, went 7-1 with a 1.51 ERA in five starts and nine relief appearances.
- Became the 1st Nationals pitcher ever to win his first seven decisions in a single season.
- Threw at least 2.0 innings in seven of his nine relief appearances.
- Made his **MLB debut** with 2.0 scoreless innings of relief on Aug. 7 vs. ATL (1H, 0BB, 0K).
- Picked up his 1st win on Aug. 10 vs. PHI and recorded his 1st strikeout on Aug. 13 vs. SF (**Jeff Francoeur**).
- Surrendered his only home run in 53.2 innings of work during the season to **Carlos Beltran** on Sept. 23 at STL.
- Led the International League with a 0.99 WHIP while going 9-3 for Triple-A Syracuse.

2014:

- Ranked 5th among NL pitchers in opponents' OPS (.632), 7th in opponents' OBP (.281), 8th in WHIP (1.09), 8th in fewest base runners per 9.0 innings (10.10), 8th in fewest walks per 9.0 innings (1.77) and T-8th in wins (15).
- Turned in his 1st career shutout on April 26 vs. SD (9.0 IP, 3H, 1BB, 8K).
- In a 2-0 win on Sept. 16 at ATL, threw 7.0 scoreless innings as the Nationals clinched the National League East Division championship.
- Pitched in relief twice during the NLDS vs. the Giants, allowing one run over 2.2 innings (3H, 0BB, 3K).

2015:

- Spent the majority of the season in the bullpen and did not allow a run in 17 of his 28 relief appearances.
- Made 12 starts over the course of the campaign, going 3-4 with a 4.82 ERA (35 ER/65.1 IP) in those outings.
- Earned his only career save in a 6-4 Nationals win on May 4 vs. MIA.

2016:

- Returned to the starting rotation and ranked T-5th among NL pitching leaders in wins (16), 6th in ERA (2.83), 6th in home runs per 9.0 innings (0.73) and 9th in hits per 9.0 innings (7.41).
- Led NL right-handed pitchers with a .302 opponents' slugging percentage while ranking 6th with a .214 opponents' batting average.
- Threw at least 7.0 shutout innings on nine occasions, the most of any Major League pitcher, and threw at least 7.0 innings overall 18 times, 3rd most in the NL (**Max Scherzer** - 20, **Johnny Cueto** - 19).
- Started seven of the Nationals' 12 team shutouts.
- Kept a .214/.315/.302 line against left-handed hitters.
- Strung together a career-best 18.0 scoreless innings streak from April 16-26.
- Recorded a career-high 15 strikeouts on April 23 vs. MIN, which was the 3rd most in a game in Nationals history at the time, as he tossed 7.0 shutout innings (2H, 3BB).
- Started Game 2 of the National League Division Series vs. the Dodgers and received no-decision in the 5-2 Nationals win (4.1 IP, 7H, 2ER, 3BB, 1K).



2017:

- Recorded two 10+ strikeout games (11 on July 22 at ARI and 10 on Sept. 1 at MIL) after entering the season with just two for his career.
- Went 6-6 with a 5.27 ERA in 18 games (17 starts) prior to the All-Star break.
- Post-All-Star break, put up a 7-5 record with a 3.90 ERA in 14 games (13 starts).

2018:

- Among NL pitchers, ranked T-5th in GIDP induced (18), 7th in starts of at least 7.0 innings (11) and 12th in quality starts (17).
- Did not issue a walk in 27.2 innings over seven starts from Aug. 16-Sept. 16.
- In his first 10 starts of the season, posted a 3.17 ERA and .198 opponents' batting average, but Nationals batters produced just 25 runs of support...In his 11 starts after the All-Star break, went 6-3 with a 3.43 ERA (25 ER/65.2 IP).

2019:

- Made 31 starts and is now one of seven pitchers with 30+ starts in each season from 2016-2019 (**Mike Leake, Jon Lester, Rick Porcello, Jose Quintana, Julio Teheran, Justin Verlander**).
- Started the season with Cincinnati and went 6-7 with a 4.24 ERA in 21 starts for the Reds.
- Fanned a season-high [nine batters](#) over 5.0 shutout innings on May 26 at CHC.
- Traded to Oakland on July 31 along with cash considerations in exchange for OF **Jameson Hannah**.
- In 10 starts with the Athletics, put together a 4-3 record with a 4.58 ERA.
- Earned his 10th victory of the campaign on Sept. 10 at HOU...Marked his 4th 10+ win season.





ROMANO JORDAN

68
PITCHER

BIRTHDATE April 21, 1993
 OPENING DAY AGE 27
 BIRTHPLACE Markham, ON
 RESIDENCE Markham, ON
 TWITTER @Gordondemand

BATS/THROWS R/R
 HEIGHT/WEIGHT 6-5/210
 CONTRACT STATUS signed thru 2021
 M.L. SERVICE 1.051
 OPTIONS USED 1 of 3

PERSONAL:

- Jordan R. Romano.
- Went to high school at Father Michael McGivney Catholic Academy in Markham, Ontario.
- Attended Connors State College in Warner, Oklahoma, in 2013 and went 4-3 with a 4.74 ERA (46BB/53K).
- Pitched at Oral Roberts University in Tulsa, Oklahoma, in 2014 and held a 3-4 record and a 2.66 ERA (17BB/49K).
- Played for Team Italy in the 2017 World Baseball Classic...Appeared in two games and earned the win against Mexico with a scoreless 9th inning (0H, 0BB, 2K) as his teammates plated five runs in the bottom of the frame for a 10-9 victory.

LAST SEASON:

- Named Toronto's Rookie of the Year by the Toronto Chapter of the BBWAA.
- Among AL pitchers with 15+ appearances, ranked 6th in ERA (1.23), 6th in strikeout rate (36.8%), 9th in AVG (.154), 11th in SO/9 (12.89) and 12th in WHIP (0.89).
- Allowed eight hits to go with five walks for a 0.89 WHIP and a .154 AVG...Gave up only two hits to 24 left-handed hitters for a .083 AVG.
- Struck out 21 batters in 14.2 innings pitched for a 12.89 SO/9.
- Gave up just two earned runs over the entire campaign, both on solo homers: one on Aug. 15 vs. TB and another on Aug. 28 vs. BAL.
- Started the season with 9.1 scoreless innings, the 2nd longest scoreless innings streak by a Blue Jay this year (**Thomas Hatch** - 12.1).
- His 8.2 IP without allowing a hit to start a season passed **Tom Henke** (8.0 in 1985) for the most in team history, and his 29 consecutive batters faced without allowing a hit were also the most (**Henke** - 26).
- Earned his 1st career win on Opening Night at TB with a scoreless inning of work (2BB, 2K).
- Claimed his 1st career save as he pitched the 10th inning on Aug. 21 vs. TB (2H, 1R, 0ER, 1K).
- Placed on the injured list with a right middle finger strain from Aug. 29 for the rest of the season.

Bold - career high; Red - league high

Year	Club & League	W-L	ERA	G	GS	CG	ShO	SV	IP	H	R	ER	HR	HB	BB	IBB	SO	WP	BK	AVG
2014	GCL Blue Jays (GCL)	0-0	0.00	2	0	0	0	0	3.0	2	0	0	0	0	4	0	1	0	0	.182
	Bluefield (APP)	1-1	2.16	11	0	0	0	0	25.0	19	7	6	0	2	9	0	33	3	1	.209
2015									Did not play due to injury											
2016	Lansing (MID)	3-2	2.11	15	14	1	0	0	72.2	49	24	17	3	5	27	0	72	4	1	.191
2017	Dunedin (FSL)	7-5	3.39	28	26	0	0	0	138.0	141	65	52	2	14	54	0	138	10	4	.263
2018	New Hampshire (EAS)	11-8	4.13	25	25	0	0	0	137.1	122	80	63	15	7	41	0	125	2	2	.237
	Buffalo (INT)	1-0	3.60	1	1	0	0	0	5.0	4	2	2	0	0	4	0	3	0	1	.222
2019	GCL Blue Jays (GCL)	0-0	0.00	1	0	0	0	0	1.0	0	0	0	0	0	0	0	0	0	0	.000
	Buffalo (INT)	2-2	5.73	24	3	0	0	5	37.2	37	26	24	8	4	14	0	53	2	0	.252
	TORONTO (AL)	0-2	7.63	17	0	0	0	0	15.1	17	14	13	4	4	9	0	21	0	0	.274
2020	TORONTO (AL)	2-1	1.23	15	0	0	0	2	14.2	8	3	2	2	0	5	0	21	0	0	.154
Minor Totals		25-18	3.52	107	69	1	0	5	419.2	374	204	164	28	32	153	0	425	21	9	.237
MAJOR TOTALS		0-2	7.63	17	0	0	0	0	15.1	17	14	13	4	4	9	0	21	0	0	.274

WORLD BASEBALL CLASSIC RECORD

Year	Club	W-L	ERA	G	GS	CG	ShO	SV	IP	H	R	ER	HR	HB	BB	IBB	SO	WP	BK
2017	Italy	1-0	16.20	2	0	0	0	0	1.2	2	3	3	1	1	2	0	4	0	0

TRANSACTIONS

- Selected by the Toronto Blue Jays in the 10th round of the 2014 First-Year Player Draft
- Selected by the Chicago White Sox in the 1st round (3rd overall) of the 2018 Rule 5 Draft
- Traded to the Texas Rangers in exchange for cash considerations on December 13, 2018
- Returned to the Toronto Blue Jays from the Texas Rangers on March 23, 2019
- On injured list (right middle finger strain) on August 29, 2020 for the remainder of the season

BIOGRAPHIES

LAST SEASON

HISTORY

RECORDS

OPPONENTS

PLAYER DEV.

MEDIA & MISC.



GAME HIGHS

ML Debut	June 12, 2019 at BAL	ER Allowed	2 – 3x, last: Sept. 29, 2019 vs. TB
Innings Pitched:		HR Allowed	1 – 6x, last: Aug. 28, 2020 vs. BAL
Starter	None	Low Hit CG	None
Reliever	2.0 – Sept. 23, 2019 vs. BAL	Last Win	None
Walks:		Last Save	Aug. 24, 2020 at TB
Starter	None	Last CG	None
Reliever	2 – 2x, last: July. 24, 2020 at TB	Last Sho	None
Strikeouts:		Last Start	None
Starter	None	Last Relief App.	Aug. 28, 2020 vs. BAL
Reliever	5 – June 21, 2019 at BOS	Longest Win Streak	1G - 2x, last: Aug. 20, 2020 vs. PHI
Hits Allowed	3 – 3x, last: Sept. 29, 2019 vs. TB	Longest Losing Streak	2G – June 21, 2019-
		Scoreless Innings Streak	9.1 – July 24- Aug. 15, 2020

PROFESSIONAL CAREER:

MINORS:

- Signed with the Blue Jays on June 12, 2014 and was assigned to the GCL Blue Jays...After two games in the Gulf Coast League, was assigned to Rookie-level Bluefield where he struck out 33 batters over 25.0 innings while allowing only six earned runs (2.16 ERA).
- Missed the entire 2015 campaign due to Tommy John surgery.
- Played exclusively for Class-A Lansing in 2016, starting 14 of 15 games.
- Started the season with back-to-back one-run, seven-strikeout performances, the first of which was his 1st professional complete game in his return from Tommy John surgery on June 13 vs. Great Lakes (7.0 IP, 2H, 0BB, 7K).
- Recorded his 1st 10-strikeout game with 10 punch-outs over six innings on Aug. 24 at Dayton.
- Made two brief stints on the DL over the course of the season: July 15-23 and Aug. 27-Sept. 3.
- Went 3-2 with a 2.11 ERA over 72.2 innings...Limited opponents to a .191 batting average while recording 72 strikeouts.
- Was assigned to Advanced-A Dunedin in 2017 where he spent the entire season.
- Made 26 starts and appeared twice as a reliever.
- Set career highs in wins (7), innings pitched (138.0), hits (141) and runs (65) allowed, walks (54) and strikeouts (138).
- Ranked 2nd in the Florida State League in strikeouts, T-2nd in starts and 3rd in ERA (3.39)...Ranked 5th in innings pitched but surrendered just two homers, the fewest of any pitcher ranked in the top-40 in innings pitched.
- Went 5-1 at home with a 2.33 ERA (2-4 on the road, 4.75 ERA).
- In his only postseason start, hurled 6.2 innings of one-run ball to earn the win against the Tampa Yankees on Sept. 6.
- Was named an Organizational All-Star by MiLB.com at the end of the year.
- Went 11-8 with a 4.13 ERA over 25 starts for Double-A New Hampshire in 2018.
- Named a Mid-Season All-Star and a Post-Season All-Star.
- Earned Eastern League Pitcher of the Week on June 22, going 1-0 over two starts while allowing two runs over 14.2 innings of work with eight hits, one walk and 12 strikeouts.
- Called up to Buffalo for his 1st career Triple-A start on May 27, 2018 and earned the win at Rochester (5.0 IP, 4H, 2ER, 4BB, 3K)...After the game, was returned to New Hampshire where he remained for the rest of the season.
- Made two starts for the Fisher Cats in the 2018 postseason, combining to go 1-0 with a 2.70 ERA (3 ER/10.0 IP, 1BB, 7K) en route to an Eastern League Championship.

2019:

- Taken in the Rule 5 Draft by the White Sox on Dec. 13, 2018 (3rd overall pick) and was traded to the Rangers for cash... Was returned to Toronto on March 23, 2019.
- Made his **MLB debut** on June 12 at BAL...Became the 28th Canadian-born player to play for Toronto (11th ON-born) and the 13th to make his MLB debut with the Jays...Retired all three hitters in a 1-2-3 7th inning...Fanned **Pedro Severino** and **Rio Ruiz** to become the 8th player in team history to strike out his [first two](#) career batters faced.
- Pitched 1.2 innings on June 21 at BOS and recorded all five outs via a personal-best [five K's](#).
- Optioned on June 23...Recalled again on Aug. 22.
- Finished the big-league part of his campaign with 21 strikeouts in 15.1 innings for a 12.33 SO/9.
- Went 2-2 with a 5.73 ERA in 24 games (three starts) for Triple-A Buffalo (37.2 IP, 24 ER, 14BB, 53K).





RYU HYUN JIN

99
PITCHER

BIRTHDATE March 25, 1987
OPENING DAY AGE 34
BIRTHPLACE..... Incheon, South Korea
RESIDENCE..... Incheon, South Korea
TWITTER..... @HyunJinRyu99

BATS/THROWS R/L
HEIGHT/WEIGHT 6-3/250
CONTRACT STATUS..... signed thru 2023
M.L. SERVICE 8.000
OPTIONS USED 0 of 3

PERSONAL:

- Hyun Jin Ryu...Pronounced He-yun Jin Ree-yoo.
- Resides in Incheon, South Korea, with his wife, Ji-Hyun Bae.
- Is naturally right-handed, but learned to throw left as a child.
- Received the Cultural Achievement Award from the Asia Society Korea Center for his contribution to US-Korea relations and mutual goodwill through sports in 2013.
- Appointed as an honorary ambassador for the 2018 PyeongChang Olympic and Paralympic Winter Games.
- Has a charity foundation in Korea, the HJ99 Foundation, which helps underprivileged youth play baseball...Released two pop singles in Korea with stars HyunA and G.NA with the proceeds going to his foundation.
- Joined other prominent public figures in delivering a speech at the 2014 Samsung "Passion Talk" series, which aims to provide guidance and advice to youngsters.
- Signed by Los Angeles on December 12, 2012 after his posting by the Hanwha Eagles of the Korea Baseball Organization.
- His No. 99 is the highest number ever worn by a Blue Jay, surpassing the 88 worn by **Rene Gonzales** in 1991.
- His 59 regular-season wins are 2nd most all-time by a South Korean-born pitcher, trailing **Chan Ho Park** (124).

LAST SEASON:

- Finished 3rd in AL Cy Young voting and was named to the All-MLB Second Team.
- His 3.0 WAR (Baseball Reference) was 3rd best in the Majors and 2nd among all pitchers (**Mookie Betts** - 3.4; **Shane Bieber** - 3.2).
- Ranked 4th in the AL with a 2.69 ERA, which was also the 5th-best mark posted for a single season in team history.
- Also ranked T-9th in the AL in strikeouts (72), 9th in SO/9 (9.67), 7th in BB/9 (2.28), T-8th in SO/BB (4.24), T-10th in IP (67.0) and 11th in WHIP (1.15)...His 50.5 ground ball percentage was 5th highest in the AL (9th in MLB).
- Led the team with 12 starts...The Jays went 9-3 in those outings...The nine wins in games he started were tied for 4th most in MLB, one back of the leaders (**Shane Bieber**, **Max Fried**, **Dinelson Lamet**).
- After allowing eight runs in 9.0 innings across his first two outings (8.00 ERA, 13H, 2HR, 4BB, 9K), allowed 12 earned runs in 58.0 frames over his last 10 starts for a 1.86 ERA (47H, 4HR, 13BB, 63K).
- Made his 1st start as a Blue Jay and the 2nd Opening Day start of his career on July 24 at TB...Took a no-decision with three runs over 4.2 IP (3BB, 4K).
- Earned his 1st win as a Blue Jay on Aug. 5 at ATL as he gave up just one hit over 5.0 scoreless innings (3BB, 8K)...Was his 55th career win, surpassing **Byung-Hyun Kim** (54) for 2nd most all-time by a South Korean-born pitcher, trailing only **Chan Ho Park** (124).
- Pitched his 1st quality start on Aug. 11 vs. MIA as he started Toronto's home opener at Sahlen Field in Buffalo, NY...Allowed two hits and a run over 6.0 innings (1HR, 2BB, 7K).
- Claimed his 2nd win and quality start on Aug. 17 at BAL...Allowed one run on four hits over 6.0 IP (0BB, 3K).
- Tossed 5.0 innings on Aug. 22 at TB, where he allowed one run on three hits with no walks and six strikeouts in a no-decision.
- Pitched his 3rd quality start on Aug. 28 vs. BAL, with two unearned runs allowed over 6.0 IP (8H, 1BB, 7K).
- Allowed a lone run on five hits over 6.0 IP on Sept. 2 at MIA, while tying a season-high with eight strikeouts...Had 5+ IP with zero or one earned run in each of his last six starts, which was the longest single-season streak in team history, and matched **Dave Stieb** (6G from Sept. 13, 1988-April 10, 1989) for the longest overall by a Blue Jays pitcher.
- Allowed five runs on six hits over 5.0 IP on Sept. 7 vs. NYY...Surrendered three home runs in a game for the first time since Aug. 23, 2019 vs. NYY...Had given up three total homers in his other eight starts combined.
- Threw 6.0 innings of one-run ball on Sept. 13 vs. NYM to earn his 1st win at Sahlen Field (8H, 0BB, 7K).
- On Sept. 19 at PHI, tied a season high with **eight strikeouts** (3rd time) while allowing two runs over 6.0 IP.
- Made his final regular-season start on Sept. 24 vs. NYY...Threw **7.0 scoreless innings**, his longest scoreless start since his last game with the Dodgers (Sept. 28, 2019 at SF)...Became the first Toronto starter to pitch into the 7th inning since Aug. 22, 2019 at LAD (**Jacob Waguespack**)...The 88 consecutive games without a starter going beyond the 6th inning was the longest streak in MLB history (2nd: LAA - 48G in 2019).
- Nine of his last 10 regular-season starts were two-or-fewer earned runs (0-3x, 1-5x, 2-1x).
- Made his 9th career postseason start in Game 2 of the ALWC on Sept. 30 at TB...Took the loss as he allowed seven runs (three earned) over 1.2 innings, his shortest career playoff start...The eight hits, seven runs and two home runs were all career marks for a postseason game.

AL, ERA LEADERS - 2020

Rank	Player	ERA
1	Shane Bieber	1.63
2	Dalls Keuchel	1.99
3	Chris Bassitt	2.29
4	Hyun Jin Ryu	2.69
5	Kenta Maeda	2.70

BIOGRAPHIES

LAST SEASON

HISTORY

RECORDS

OPPONENTS

PLAYER DEV.

MEDIA & MISC.



Bold – career high; Red – league high

Year	Club & League	W-L	ERA	G	GS	CG	ShO	SV	IP	H	R	ER	HR	HB	BB	IBB	SO	WP	BK	AVG
2006	Hanwha (KBO)	18-6	2.23	30	28	6	1	1	201.2	159	57	50	11	2	52	3	204	6	0	-
2007	Hanwha (KBO)	17-7	2.94	30	30	6	1	0	211.0	195	74	69	15	3	68	4	178	6	0	-
2008	Hanwha (KBO)	14-7	3.31	26	26	2	1	0	165.2	144	66	61	12	1	67	2	143	5	0	-
2009	Hanwha (KBO)	13-12	3.57	28	27	4	2	0	189.1	180	80	75	19	2	67	3	188	4	1	-
2010	Hanwha (KBO)	16-4	1.82	25	25	5	3	0	192.2	149	42	39	11	9	45	2	187	6	1	-
2011	Hanwha (KBO)	11-7	3.36	24	17	3	0	0	126.0	101	54	47	12	1	38	0	128	6	0	-
2012	Hanwha (KBO)	9-9	2.66	27	27	1	0	0	182.2	153	58	54	12	5	46	6	210	3	1	-
2013	LOS ANGELES (NL)	14-8	3.00	30	30	2	1	0	192.0	182	67	64	15	1	49	4	154	5	0	.252
2014	LOS ANGELES (NL)	14-7	3.38	26	26	0	0	0	152.0	152	60	57	8	3	29	2	139	2	0	.257
2015	Did not play due to injury																			
2016	Rancho Cucamonga (CAL)	1-1	2.00	5	5	0	0	0	18.0	15	7	4	2	0	1	0	14	0	0	.214
	Oklahoma City (PCL)	0-1	8.38	3	3	0	0	0	9.2	17	9	9	2	0	0	0	9	2	0	.378
	LOS ANGELES (NL)	0-1	11.57	1	1	0	0	0	4.2	8	6	6	1	0	2	1	4	0	0	.364
2017	LOS ANGELES (NL)	5-9	3.77	25	24	0	0	1	126.2	128	58	53	22	4	45	3	116	4	1	.263
2018	Rancho Cucamonga (CAL)	0-0	0.00	1	1	0	0	0	4.0	2	0	0	0	0	0	0	4	0	0	.154
	Oklahoma City (PCL)	0-1	1.80	1	1	0	0	0	5.0	5	1	1	0	0	0	0	3	0	0	.250
	LOS ANGELES (NL)	7-3	1.97	15	15	0	0	0	82.1	68	23	18	9	1	15	1	89	0	0	.221
2019	LOS ANGELES (NL)	14-5	2.32	29	29	1	1	0	182.2	160	53	47	17	4	24	2	163	0	0	.234
2020	TORONTO (AL)	5-2	2.69	12	12	0	0	0	67.0	60	22	20	6	1	17	0	72	1	0	.234
Minor Totals		1-3	3.44	10	10	0	0	0	36.2	39	17	14	4	0	1	0	30	2	0	.264
MAJOR TOTALS		59-35	2.95	138	137	3	2	1	807.1	758	289	265	78	14	181	13	737	12	1	.247

WILD CARD RECORD

Year	Club & Opp.	W-L	ERA	G	GS	CG	ShO	SV	IP	H	R	ER	HR	HB	BB	IBB	SO	WP	BK	AVG
2020	TOR vs. TB	0-1	16.20	1	1	0	0	0	1.2	8	7	3	2	0	1	0	3	0	0	.571

DIVISION SERIES RECORD

Year	Club & League	W-L	ERA	G	GS	CG	ShO	SV	IP	H	R	ER	HR	HB	BB	IBB	SO	WP	BK	AVG
2013	LAD vs. ATL	0-0	12.00	1	1	0	0	0	3.0	6	4	4	0	0	1	0	1	0	0	.400
2014	LAD vs. STL	0-0	1.50	1	1	0	0	0	6.0	5	1	1	1	0	1	0	4	0	0	.227
2018	LAD vs. ATL	1-0	0.00	1	1	0	0	0	7.0	4	0	0	0	0	0	0	8	0	0	.160
2019	LAD vs. WAS	1-0	3.60	1	1	0	0	0	5.0	4	2	2	1	0	2	1	3	0	0	.222
TOTALS		2-0	3.00	4	4	0	0	0	21.0	19	7	7	2	0	4	1	16	0	0	.238

CHAMPIONSHIP SERIES RECORD

Year	Club & League	W-L	ERA	G	GS	CG	ShO	SV	IP	H	R	ER	HR	HB	BB	IBB	SO	WP	BK	AVG
2013	LAD vs. STL	1-0	0.00	1	1	0	0	0	7.0	3	0	0	0	0	1	0	4	0	0	.130
2018	LAD vs. MIL	0-1	8.59	2	2	0	0	0	7.1	13	7	7	1	0	2	1	7	0	0	.371
TOTALS		1-1	4.40	3	3	0	0	0	14.1	16	7	7	1	0	3	1	11	0	0	.276

WORLD SERIES RECORD

Year	Club & League	W-L	ERA	G	GS	CG	ShO	SV	IP	H	R	ER	HR	HB	BB	IBB	SO	WP	BK	AVG
2018	LAD vs. BOS	0-1	7.71	1	1	0	0	0	4.2	6	4	4	0	0	1	0	5	0	0	.316

TRANSACTIONS

- Signed by the Los Angeles Dodgers on December 12, 2012
- On disabled list (left shoulder inflammation) from April 28-May 20, 2014
- On disabled list (right hip strain) from August 14-30, 2014
- On disabled list (left shoulder surgery) on March 27, 2015 for the remainder of the season
- On disabled list (recovery from left shoulder surgery) from April 3-July 6, 2016
- On disabled list (left elbow tendinitis) on July 9, 2016 for the remainder of the season
- On disabled list (left hip contusion) from May 1-10, 2017
- On disabled list (left foot contusion) July 4-23, 2017
- On disabled list (left groin strain) from May 3-August 14, 2018
- Re-signed by the Los Angeles Dodgers on November 14, 2018
- On injured list (left groin strain) from April 9-19, 2019
- On injured list (neck soreness) from August 1-10, 2019
- Signed by the Toronto Blue Jays on December 27, 2019

GAME HIGHS

ML Debut	April 2, 2013 vs. SF	ER Allowed	7 – 4x, last: Aug. 29, 2019 at ARI
Innings Pitched:		HR Allowed	3 – 7x, last: Sept. 7, 2020 vs. NYY
Starter	9.0 – 2x, last: May 7, 2019 vs. ATL	Low Hit CG	2 – 2x, last: Sept. 16, 2013 at ARI
Reliever	4.0 – May 25, 2017 vs. STL	Last Win	Sept. 24, 2020 vs. NYY
Walks:		Last Save	May 25, 2017 vs. STL
Starter	6 – May 11, 2017 at COL	Last CG	May 7, 2019 vs. ATL
Reliever	1 – May 25, 2017 vs. STL	Last ShO	May 7, 2019 vs. ATL
Strikeouts:		Last Start	Sept. 24, 2020 vs. NYY
Starter	12 – April 30, 2013 vs. COL	Last Relief App.	May 25, 2017 vs. STL
Reliever	2 – May 25, 2017 vs. STL	Longest Win Streak	7G – April 26-June 4, 2019
Hits Allowed	11 – 3x, last: Aug. 26, 2018 vs. SD	Longest Losing Streak	6G – Sept. 12, 2014-April 24, 2017
		Scoreless Innings Streak	32.0 – May 1-25, 2019



MILESTONES

Category	Date	Opponent	Notes
Start	1 April 2, 2013	San Francisco	L - 6.1 IP, 10H, 3R, 1ER, 0HR, 0BB, 5K
	100 April 20, 2019	at Milwaukee	L - 5.2 IP, 6H, 2ER, 2HR, 1BB, 9K
Win	1 April 7, 2013	Pittsburgh	6.1 IP, 3H, 2ER, 1HR, 2BB, 6K
ShO	1 May 28, 2013	Los Angeles (AL)	9.0 IP, 2H, 0BB, 7K
	2 May 7, 2019	Atlanta	9.0 IP, 4H, 0BB, 6K
10+ Strikeout Games	1 April 30, 2013	Colorado	12 strikeouts
	2 July 13, 2014	San Diego	10 strikeouts
	3 April 26, 2019	Pittsburgh	10 strikeouts
Save	1 May 25, 2017	St. Louis	4.0 IP, 2H, 0ER, 1BB, 2K

PROFESSIONAL CAREER:

2013:

- Went 14-8 with a 3.00 ERA in 30 starts during his 1st MLB campaign.
- Named to Baseball America's 2013 All-Rookie Team...Among Major League rookies, ranked 1st in innings pitched (192.0), 2nd in ERA (3.00), T-2nd in wins (14), T-3rd in winning percentage (.636), T-3rd in starts (30) and 4th in strikeouts (154).
- His 14 wins tied for 3rd most by a Los Angeles rookie all-time.
- Made his **MLB debut** on April 2 vs. SF, allowing three runs (one earned) in 6.1 innings while taking a 3-0 loss.
- Picked up his 1st win in his 2nd start on April 7 vs. PIT with 6.1 innings of two-run ball in the Dodgers' 6-2 victory.
- Tossed the 1st shutout of his career on May 28 vs. LAA, allowing just two hits while striking out seven batters for a 3-0 win.
- Won six consecutive decisions from July 5-Aug. 13, going 6-0 with a 3.12 ERA (15 ER/43.1 IP) in seven starts.
- Made two postseason starts and became the first-ever Korea-born pitcher to start a playoff game, going 1-0 with a 3.60 ERA (4 ER/10.0 IP).

2014:

- Posted his second consecutive 14-win season, going 14-7 with a 3.38 ERA in 26 starts.
- Posted a 4.79 SO/BB ratio to rank 7th in the NL, striking out 139 while walking only 29 in 152.0 innings...Averaged 1.72 BB/9, also the seventh-best mark in the NL.
- Made his season debut on March 23 against the D-backs in Australia and picked up the win, allowing just two hits in 5.0 scoreless innings...Also started the Dodgers' North American opener on March 30 at SD, and then the club's home opener on April 4 vs. SF.
- Placed on the DL from April 28-May 21 with left shoulder inflammation and again from Aug. 14-30 with a right hip strain... Did not make another regular season start following his Sept. 12 outing at SF due to left shoulder irritation.
- Started Game 3 of the NLDS at STL, allowing just one run on five hits in 6.0 innings while landing a no-decision in a 3-1 loss (1BB, 4K).

2015:

- Developed shoulder discomfort in spring training that eventually led to season-ending labral repair surgery on May 21, which was performed by Dr. Neal ElAttrache.

2016:

- Began the season on the DL following his recovery from left shoulder surgery and was reinstated on July 7 to make his first start since Sept. 12, 2014...Allowed six runs on eight hits in 4.2 innings and recorded the loss against the Padres.
- Returned to the DL on July 19 and missed the rest of the season with elbow tendinitis.
- Went a combined 1-2 with a 4.23 ERA (13 ER/27.2 IP) in eight rehab starts for Single-A Rancho Cucamonga and Triple-A Oklahoma City.

2017:

- In his first full season since 2014 after recovering from shoulder surgery (2015-2016) and elbow tendonitis (2016), he went 5-9 with one save and posted a 3.77 ERA in 25 games (24 starts).
- Struck out 116 batters and issued 45 walks in 126.2 innings.
- Made his 1st career relief appearance on May 25 against the Cardinals and collected his 1st career save after tossing 4.0 scoreless innings of relief with two strikeouts...Became the 2nd Dodger to record a save in his 1st career relief appearance, joining **Charlie Hough** who did so on August 12, 1970 at PIT.
- Pitched well following the All-Star break, going 2-3 with a 3.17 ERA (19 ER/54.0 IP) and holding hitters to a .240 average... Ranked 10th in ERA among NL starting pitchers over that stretch (min. 50.0 IP).
- Had two stints on the 10-day disabled list: from May 1-11 with a left hip contusion and again from July 1-24 with a left foot contusion.

2018:


- Despite missing 90 games on the disabled list with a left groin strain, managed a 7-3 record and a 1.97 ERA in 15 starts... His 1.97 ERA ranked 3rd among Major League starters (min. 15 starts).
- Held opposing hitters to a career-best .221 average, including a .213 mark against righties.
- In nine home games, posted a 5-2 record and a 1.15 ERA (7 ER/54.2 IP) while limiting the opposition to a .212 batting average...Led MLB in home ERA (min. 50.0 IP).
- Went 5-0 with a 1.83 ERA (11 ER/54.1 IP) in 10 starts against NL West opponents.
- Among NL pitchers with at least 15 starts, ranked 2nd in SO/BB ratio (5.93), 5th in WHIP (1.01) and 5th in opponents' on-base percentage (.260).
- In two rehab starts with Single-A Rancho Cucamonga and Triple-A Oklahoma City, went 0-1 with a 1.00 ERA (1 ER/9.0 IP).
- Batted .269 (7-for-26), which set career high and ranked 4th among all pitchers with at least 25 at-bats.
- Made four postseason starts, going 1-2 with a 5.21 ERA (11 ER/19.0 IP) while striking out 20 batters and walking three.



2019:

- Led all Major League pitchers with a 2.32 ERA and finished 2nd in NL Cy Young voting.
- His 1.18 BB/9 clip led the Majors while his 6.79 SO/BB rate was tied for 3rd best and his 1.01 WHIP sat 6th.
- Set a career mark with 163 strikeouts while tying a personal best with 14 wins.
- Ranked 2nd among NL pitchers in SO/BB ratio (6.79), 2nd in HR/9 (0.84), 3rd in WHIP (1.01) and 3rd in base runners allowed per 9.0 IP (9.26)...Also ranked 3rd in the NL in opponents' OBP (.263), 5th in OPS (.622) and 7th in SLG (.359).
- Kept left-handed hitters to a .199 batting average (34-for-171) while righties hit .245 (126-for-514).
- In 14 starts at Dodger Stadium, went 10-1 with a 1.93 ERA (20 ER/93.1 IP), striking out 94 batters against 15 walks while posting a 0.94 WHIP and holding opponents to a .214/.251/.326 slash line...Led Major League starters in home ERA and ranked 4th among NL pitchers in home SO/BB ratio (6.27), 5th in BB/9 (1.45) and 7th in WHIP (0.94).
- Went 4-4 with a 2.72 ERA (27 ER/89.1 IP) in 15 road starts, striking out 69 batters while posting a 1.07 WHIP.
- Threw a [complete-game shutout](#) on May 7 vs. ATL, the 2nd of his career (May 28, 2013 vs. LAA) and the first complete-game shutout by a Dodger since **Clayton Kershaw** on May 23, 2016 vs. CIN.
- Recorded a 32.0 scoreless inning streak from May 1-25, the longest in MLB in 2019.
- Was named NL Pitcher of the Month for May, posting a 5-0 record and a 0.59 ERA (3 ER/45.2 IP) in six starts.
- Put together a career-best seven-game winning streak from April 26-June 4, boasting a 0.75 ERA (5 ER/59.2 IP) with 48 strikeouts and just three walks in eight starts during that span.
- Was selected to his 1st All-Star Game after going 10-2 with a 1.73 ERA (21 ER/109.0 IP) and a 0.91 WHIP in 17 first-half starts...Was named the National League starter by Manager **Dave Roberts**, becoming the 1st South Korean-born pitcher to get the nod during the Mid-Summer Classic.
- Hit his [1st career home run](#) on Sept. 22 vs. COL, a solo shot off of **Antonio Senzatela** in the 5th inning...Also laid down 12 sacrifice hits throughout the season, tied for 3rd most in the Majors.
- Allowed three earned runs in 21.0 innings of work across his three final starts, limiting opponents to a .176 average while posting a 0.62 WHIP.
- Earned the win in his only postseason start, a Game 3 NLDS 10-4 victory in Washington (5.0 IP, 4H, 2ER, 2BB, 3K).





SEMIEN MARCUS

10
INFILDER

BIRTHDATE September 17, 1990
 OPENING DAY AGE 30
 BIRTHPLACE San Francisco, CA
 RESIDENCE Alameda, CA
 TWITTER NA

BATS/THROWS R/R
 HEIGHT/WEIGHT 6-0/195
 CONTRACT STATUS signed thru 2021
 M.L. SERVICE 6.118
 OPTIONS USED 1 of 3

PERSONAL:

- Marcus Andrew Semien.
- Married to Tarah with three sons, Isaiah, Joshua and Eli.
- Graduated from St. Mary's High School in Berkeley, CA, in 2008.
- Attended the University of California-Berkeley where he earned Honorable Mention All-Pac-10 in 2010...Helped lead Cal to the College World Series in 2011.
- Named Oakland's recipient of the MLBPA Heart and Hustle Award in 2016, which honors active players who demonstrate a passion for the game of baseball and best embody the values, spirit and traditions of the game.

LAST SEASON:

- Batted .223 with seven home runs and 23 RBI over 53 games in his 8th Major League season, his 6th with the A's.
- Connected for leadoff home runs on [Aug. 8 vs. HOU](#) and [Aug. 21 vs. LAA](#)...His eight career leadoff homers rank 6th in Athletics history.
- Was scratched from the starting lineup for the second game of an Aug. 29 doubleheader in Houston with soreness in his left side, ending his consecutive games played streak at 276, which was 4th longest in Oakland history.
- Hit .407 (11-for-27) in seven playoff games...Recorded a double, two homers and four RBI with a 4BB/1K ratio for a .484 on-base percentage and a 1.151 OPS.
- Recorded multiple hits in each of the A's last five playoff games, setting the record for the longest postseason multi-hit streak in Athletics history.

Bold – career high; Red – league high

Year	Club and League	AVG	G	AB	R	H	2B	3B	HR	RBI	BB	IBB	SO	SB	CS	OBP	SLG	OPS	SH	SF	HBP
2011	Kannapolis (SAL)	.253	60	229	35	58	15	2	3	26	22	0	53	3	4	.320	.376	.696	6	3	2
2012	Winston-Salem (CAR)	.273	107	418	80	114	31	5	14	59	55	1	97	11	5	.362	.471	.833	6	3	5
2013	Birmingham (SOU)	.290	105	393	90	114	21	5	15	49	84	3	66	20	5	.420	.483	.903	2	0	4
	Charlotte (INT)	.264	32	125	20	33	11	1	4	17	14	0	24	4	0	.338	.464	.802	0	2	1
	CHICAGO (AL)	.261	21	69	7	18	4	0	2	7	1	0	22	2	2	.268	.406	.674	0	1	0
2014	Charlotte (INT)	.267	83	303	57	81	20	3	15	52	53	2	59	7	2	.380	.502	.882	0	5	5
	CHICAGO (AL)	.234	64	231	30	54	10	2	6	28	21	0	70	3	0	.300	.372	.672	2	0	1
2015	OAKLAND (AL)	.257	155	556	65	143	23	7	15	45	42	1	132	11	5	.310	.405	.715	1	1	1
2016	OAKLAND (AL)	.238	159	568	72	135	27	2	27	75	51	1	139	10	2	.300	.435	.735	1	1	0
2017	Stockton (CAL)	.353	5	17	2	6	3	0	1	5	0	0	2	0	0	.300	.706	1.006	0	3	0
	Nashville (PCL)	.286	3	14	4	4	0	0	1	3	1	0	1	0	0	.333	.500	.833	0	0	0
	OAKLAND (AL)	.249	85	342	53	85	19	1	10	40	38	0	85	12	1	.325	.398	.723	1	3	2
2018	OAKLAND (AL)	.255	159	632	89	161	35	2	15	70	61	1	131	14	6	.318	.388	.706	2	7	1
2019	OAKLAND (AL)	.285	162	657	123	187	43	7	33	92	87	2	102	10	8	.369	.522	.891	0	1	2
2020	OAKLAND (AL)	.223	53	211	28	47	9	1	7	23	25	0	50	4	0	.305	.374	.679	0	0	0
Minor Totals		.274	395	1499	288	410	101	16	53	211	229	6	302	45	16	.373	.468	.841	14	16	17
MAJOR TOTALS		.254	858	3266	467	830	170	22	115	380	326	5	731	66	24	.322	.425	.747	7	14	7

WILD CARD RECORD

Year	Club and Opp.	AVG	G	AB	R	H	2B	3B	HR	RBI	BB	IBB	SO	SB	CS	OBP	SLG	OPS	SH	SF	HBP
2018	OAK vs. NYY	.333	1	3	0	1	0	0	0	0	1	0	1	0	0	.500	.333	.833	0	0	0
2019	OAK vs. TB	.200	1	5	1	1	0	0	0	0	0	0	2	0	0	.200	.200	.400	0	0	0
2020	OAK vs. CWS	.250	3	12	2	3	1	0	1	2	1	0	1	0	0	.308	.583	.891	0	0	0
TOTALS		.250	5	20	3	5	1	0	1	2	2	0	4	0	0	.318	.450	.768	0	0	0

DIVISION SERIES RECORD

Year	Club and Opp.	AVG	G	AB	R	H	2B	3B	HR	RBI	BB	IBB	SO	SB	CS	OBP	SLG	OPS	SH	SF	HBP
2020	OAK vs. HOU	.533	4	15	4	8	0	0	1	2	3	0	0	0	0	.611	.733	1.344	0	0	0

HOME RUN BREAKDOWN

Total	ONE GAME											
	H	A	2	3	4	GS	LO	XN	IP	PH	RHP	LHP
115	66	49	6	0	0	4	8	2	0	0	74	41

TRANSACTIONS

- Selected by the Chicago White Sox in the 6th round of the 2011 First-Year Player Draft
- Traded to the Oakland Athletics along with RHP Chris Bassitt, C Josh Phegley and INF Rangel Ravelo in exchange for RHP Jeff Samardzija and RHP Michael Ynoa on December 9, 2014
- On disabled list (right wrist contusion) from April 15-July 5, 2017
- Signed by the Toronto Blue Jays on January 30, 2020



GAME HIGHS

ML Debut	Sept. 4, 2013 at NYY	Stolen Bases	2 – 4x, last: Aug. 27, 2017 vs. TEX
Runs	3 – 10x, last: Sept. 5, 2019 vs. LAA	Last ML Home Run	Sept. 14, 2020 at SEA
Hits	4 – 7x, last: Sept. 5, 2019 vs. LAA	Longest Hitting Streak	17G – June 4-20, 2019
Home Runs	2 – 6x, last: Aug. 5, 2019 at CHC	Longest On-Base Streak	27G – Sept. 6, 2015-April 7, 2016
RBI	7 – Aug. 26, 2019 at KC	Longest Hitless Streak	17AB – 2x, last: June 2-6, 2018

MILESTONES

Category	Date	Opponent	Pitcher	Notes
Hit	1 Sept. 4, 2013	at New York (AL)	Sabathia	Single
Home Run	1 Sept. 23, 2013	Toronto	Happ	2R
	100 Aug. 30, 2019	at New York (AL)	Cortes Jr.	1R
Multi-HR Game (6)				
	6 Aug. 5, 2019	at Chicago (NL)	Hendricks, Cishek	2R, 1R
Grand Slam HR (4)				
	1 April 23, 2014	at Detroit	Krol	7th inning
	2 July 31, 2017	San Francisco	Kontos	6th inning
	3 Sept. 8, 2017	Houston	Gregerson	7th inning
	4 July 4, 2019	Minnesota	Morin	8th inning
Leadoff HR (8)	8 Aug. 21, 2020	Los Angeles (AL)	Heaney	—
Extra-Inning HR (2)				
	1 April 24, 2015	Houston	Neshek	2R, 11th inning
	2 Oct. 3, 2015	at Seattle	Ramirez	2R, 13th inning
RBI	1 Sept. 4, 2013	at New York (AL)	Robertson	Single
Stolen Base	1 Sept. 13, 2013	Cleveland	Allen	2nd base
			C-Santana	

PROFESSIONAL CAREER:

MINORS:

- Batted .253 with three home runs and 26 RBI in 60 games in his professional debut with Single-A Kannapolis.
- Spent his full 2012 season at Single-A Winston-Salem where he batted .273 with 14 home runs and 59 RBI in 107 games as he made three trips to the DL...Despite the missed playing time, tied for 2nd in the Carolina League in extra-base hits (50), ranked 3rd in runs scored (80), 5th in slugging percentage (.471) and 5th in walks (55).

2013:

- Began the season by making his Double-A debut at Birmingham but finished it by making his Major League debut with the White Sox in September.
- Had his contract selected from Triple-A Charlotte on Sept. 3 and hit .261 with two home runs and seven RBI in 21 games with Chicago.
- Started at 3rd base in his **MLB debut** on Sept. 4 at NYY and went 2-for-4 with an RBI...Singled off **CC Sabathia** in the top of the 2nd inning for his 1st hit.
- Connected for his 1st home run on Sept. 23 vs. TOR, a two-run shot off **J.A. Happ**.
- Named to Baseball America's Minor League All-Star team after combining to hit .283 with 19 home runs, 66 RBI and 110 runs scored in 137 games with Birmingham and Charlotte...Named Southern League MVP and was selected to both the Mid-Season and Post-Season All-Star teams.

2014:

- Made his 1st Opening Day roster with the White Sox and batted .234 with six home runs and 28 RBI in 64 games over two stints with Chicago.
- Started 31 games at third base, 25 at second base and one at shortstop.
- Four of his six home runs were go-ahead shots in the 6th inning or later, tied for 2nd most in the AL and tied for 6th in MLB.
- Notched his 1st career grand slam on April 23 at DET, a game-winning shot in the 7th inning off **Ian Krol**.
- Optioned to Charlotte on June 1 and returned Sept. 2 when the Knights' season concluded...Batted .273 (18-for-66) with three home runs and 10 RBI in 21 September games.

2015:

- Batted .257 with 15 home runs and 45 RBI in a team-leading 155 games in his 1st full season in the Majors.
- Hit .329 (50-for-152) against left-handed pitching, which ranked 7th in the AL.
- Tied for 2nd among AL shortstops with 15 home runs.
- Committed an MLB-leading 35 errors to set an Oakland record for errors in a season (**Bert Campaneris** - 34 in 1968).
- Recorded the 1st multi-homer game of his career on May 10 at SEA with a pair of solo home runs off **Félix Hernández**.
- Tripled on Sept. 22 vs. TEX, his 7th of the year and his 5th triple at home to tie the Coliseum record for most triples in a season.

2016:

- Played in all but three games and batted .238 with 27 home runs and 75 RBI.
- Tied **Trevor Story** for the most home runs in the Majors by a shortstop...His 75 RBI ranked 5th among AL shortstops.
- Slugged nine home runs batting 9th, which tied for the MLB lead with **Robinson Chirinos**.
- Tied for 6th in the AL in home runs in the 7th inning or later (12) and tied for 7th in home runs with two strikes (13).
- His 159 games played were tied for 8th most in the AL...The only games he missed were for the birth of his son, Isaiah.
- Reached base safely in each of his first four games to extend his career-high on-base streak to 27 games, dating back to Sept. 6, 2015.
- Recorded his 2nd career multi-homer game on April 12 vs. LAA.



2017:

- Batted .249 with 10 home runs and 40 RBI in 85 games in a season shortened by a stint on the DL from April 15-July 5.
- Reached double figures in home runs for the 3rd consecutive season.
- Went 12-for-13 (92.3%) in stolen base attempts.
- Placed on the disabled list on April 15 with a right wrist contusion, his 1st career DL stint...Was later diagnosed with a fractured scaphoid bone and had surgery to insert a screw into the bone April 18...The surgery was performed by Dr. Steve Shin of the Kerlan-Jobe Clinic in Los Angeles.
- Batted .257 with all 10 of his home runs over his final 74 games.
- Belted his 2nd career grand slam on July 31 vs. SF...Hit his 3rd career slam on Sept. 8 vs. HOU.
- Connected for his 1st career leadoff home run on Sept. 26 vs. SEA, a 1-1 offering from **James Paxton**.

2018:

- Hit .255 with 15 home runs and 70 RBI in 159 games while setting career highs with 14 stolen bases and seven sac flies.
- Ranked 2nd in the AL in games played and tied for 2nd with 632 at-bats.
- Batted .429 with four home runs, 14 RBI and a .730 slugging percentage when putting the first pitch in play.
- Led all shortstops in total chances (676), assists (458) and innings (1,423.2) but tied for the 2nd most errors (20)...Topped AL shortstops in games (159) and games started (158), while ranked 2nd in putouts (198) and 3rd in double plays (79).
- Made his 4th consecutive Opening Day start at shortstop for the A's on March 29 vs. LAA and went 3-for-5...That included his 1st career **walk-off RBI**, a single in the 11th inning...Marked the 4th Opening Day walk-off in Oakland history (1972, 1982 and 1984).
- Stole a base in three consecutive games for the 1st time in his career from July 12-14.
- Led off the game with a [home run](#) for the 2nd time in his career on Aug. 14 vs. SEA...Both of his leadoff homers were off of **James Paxton**.
- Started at shortstop in the AL Wild Card game on Oct. 3 at NYY and went 1-for-3 with a walk.

2019:

- Finished 3rd in AL MVP voting and was one of three players named on all 30 ballots.
- Finished top-five in Oakland history in eight different categories: scored 123 runs, which tied the Oakland record set by **Reggie Jackson** in 1969...Also tied the record for games played (162), ranked 2nd in at-bats (657), 3rd in extra-base hits (83), T-3rd in hits (187), T-3rd in total bases (343), T-4th in doubles (43) and 5th in multi-hit games (53).
- Ranked 2nd in the AL in total bases, T-2nd in times on base (276), 3rd in runs, doubles and extra-base hits, 5th in hits, T-5th in triples (7), 6th in walks (87), T-7th in multi-hit games and 9th in plate appearances per strikeout (7.32)...Also tied for the AL lead in games and ranked 2nd in at-bats.
- Set career highs in games played, at-bats, runs, hits, doubles, home runs (33), RBI (92), walks, extra-base hits, total bases, batting average (.285), on-base percentage (.370), slugging percentage (.523) and OPS (.893).
- Had 747 plate appearances, which was the most in Athletics history and the most in the Majors since **Rickie Weeks** had 754 for Milwaukee in 2010.
- Was one of five players to appear in each of his team's games, marking the 14th time in Oakland history a player appeared in every game in a season.
- Joined **Jimmie Foxx** (1930, 1932, 1933), **Reggie Jackson** (1969) and **Jason Giambi** (2001) as the only players in Athletics history with at least 80 walks and 80 extra-base hits in a season...Joined **Al Simmons** (1929, 1930), **Eric Chavez** (2001) and **Jason Giambi** (2001) as the only players with at least 40 doubles and 30 homers.
- Led AL shortstops in fielding percentage (.981), total chances (634), assists (436) and double plays (85) while 2nd in putouts (186)...His 1,435.0 innings were the most ever by an A's shortstop and led the Majors.
- Tied for the lead among AL shortstops in home runs (33) and ranked 2nd in RBI (92) to **Xander Bogaerts** (33 HR, 114 RBI)...The 33 homers were 2nd most in Athletics history by a shortstop to **Miguel Tejada's** 34 in 2002.
- Batted .327 with a .702 slugging percentage and 1.147 OPS with runners in scoring position.
- Hit .309 (55-for-178) against left-handed pitching and batted .276 (132-for-479) against right-handers.
- Led off the game with a [home run](#) on May 28 vs. LAA, the first of his four leadoff homers for the year (also July 19 at MIN, Aug. 28 at KC, Sept. 27 at SEA).
- Put together a career-high 17-game hitting streak from June 4-20...Batted .375 (27-for-72) with 16 runs, five doubles, a triple, three home runs and 13 RBI during the streak, which was 3rd longest in the AL in 2019.
- Named AL Player of the Week for June 3-9 after going 13-for-31 (.419) with seven runs, two doubles, two home runs, nine RBI and three walks.
- Recorded a career-high seven RBI on Aug. 26 at KC, which were the most RBI by an A's leadoff hitter since RBI became an official statistic in 1920...Joined **Miguel Tejada** (8 on June 30, 2001 at TEX) as the only shortstops in Athletics history with 7+ RBI in a game.
- Hit .347 (35-for-101) with eight home runs and 19 RBI in 26 games in September...Marked the 1st time he hit .300 or better in a month in his career...Led MLB in runs (25)...Tied for the AL lead in extra-base hits (18) and ranked T-2nd in doubles (9), T-2nd in walks (16), 4th in OBP (.441), 4th in OPS (1.134) and T-4th in hits (35).
- Went 3-for-3 with three walks on Sept. 21 vs. Texas to become the first Athletic with three hits and three walks in a nine-inning game since **Jimmie Foxx** on July 13, 1935 vs. Detroit.
- Started at shortstop in the AL Wild Card Game vs. Tampa Bay on Oct. 2 and went 1-for-5 with the A's only run.





NON-ROSTER

SMITH KEVIN

78

INFIELDER

BIRTHDATE July 4, 1996
 OPENING DAY AGE 24
 BIRTHPLACE East Greenbush, NY
 RESIDENCE East Greenbush, NY
 TWITTER NA

BATS/THROWS R/R
 HEIGHT/WEIGHT 6-0/200
 CONTRACT STATUS signed thru 2021
 M.L. SERVICE 0.000
 OPTIONS USED 0 of 3

PERSONAL:

- Kevin Smith.
- Attended Columbia High School in his hometown of East Greenbush, NY.
- Went on to the University of Maryland where he hit .268 with 10 doubles, three triples, 13 home runs and 48 RBI over 54 games in his junior year.
- Ranked by Baseball America as Toronto's 7th-best prospect and 91st overall after the 2018 season.

LAST SEASON:

- Played in 17 games during Spring Training, driving in six runs while also connecting for a home run...Played four games at second, seven games at third and seven at shortstop.
- Invited to Summer Camp at Rogers Centre in July.
- Spent the regular season at the club's alternate training site in Rochester, NY.

Bold – career high; Red – league high

Year	Club and League	AVG	G	AB	R	H	2B	3B	HR	RBI	BB	IBB	SO	SB	CS	OBP	SLG	OPS	SF	SH	HBP
2017	Bluefield (APP)	.271	61	262	43	71	25	1	8	43	16	0	70	9	0	.312	.466	.778	1	3	1
2018	Lansing (MID)	.355	46	183	36	65	23	4	7	44	17	1	33	12	1	.407	.639	1.046	0	3	1
	Dunedin (FSL)	.274	83	340	57	93	8	2	18	49	23	3	88	17	5	.332	.468	.800	0	1	7
2019	New Hampshire (EAS)	.209	116	430	49	90	22	2	19	61	29	0	151	11	6	.263	.402	.665	1	4	4
Minor Totals		.263	306	1215	185	319	78	9	52	197	85	4	342	49	12	.315	.470	.785	2	11	13

TRANSACTIONS

- Selected by the Toronto Blue Jays in the 4th round of the 2017 First-Year Player Draft

PROFESSIONAL CAREER:

MINORS:

- Got his pro career started in 2017 with 61 games for Rookie-level Bluefield.
- Led the Appalachian League in doubles (25) while ranked 2nd in total bases (122), T-5th in hits (72) and 6th in RBI (43).
- Split his 2018 campaign between Class-A Lansing (46G) and Advanced-A Dunedin (83G).
- Won Player of the Week on three occasions: twice with Lansing and once with Dunedin.
- After the season, was named an MLB.com Organizational All-Star.
- Played all 116 games for the Double-A New Hampshire Fisher Cats in 2019.
- Hit .183 with a .590 OPS prior to the All-Star break, but batted .249 with a .778 OPS afterwards.
- Homered in three straight games (four total home runs) from July 12-14.

BLUE JAYS WITH TWO EXTRA-BASE HITS IN A SINGLE INNING - ALL-TIME

Player	Opponent	Hits	Inning
Edwin Encarnacion	05/07/2014 vs. Phillies	3B/HR	7
Edwin Encarnacion	07/26/2013 vs. Astros	HR/HR	7
Kelly Johnson	06/30/2012 vs. Angels	2B/3B	2
Eric Thames	07/14/2011 vs. Yankees	2B/2B	1
Vernon Wells	08/31/2010 vs. Rays	2B/2B	6
Travis Snider	08/02/2010 vs. Yankees	2B/2B	5
Adam Lind	08/31/2009 vs. Rangers	HR/2B	9
Gregg Zaun	07/25/2007 vs. Twins	2B/HR	6
Frank Thomas	06/20/2007 vs. Dodgers	2B/HR	2
Carlos Delgado	07/27/2003 vs. Orioles	HR/2B	4
Joe Carter	10/03/1993 vs. Orioles	HR/HR	2
Dave McKay	06/26/1978 vs. Orioles	2B/2B	2
Otto Velez	06/26/1978 vs. Orioles	2B/2B	2





SNEAD KIRBY

81
PITCHER

NON-ROSTER

BIRTHDATE October 7, 1994
OPENING DAY AGE 26
BIRTHPLACE Alachua, FL
RESIDENCE Gainesville, FL
TWITTER @KirbySneed

BATS/THROWS L/L
HEIGHT/WEIGHT 6-0/214
CONTRACT STATUS signed thru 2021
M.L. SERVICE 0.000
OPTIONS USED 0 of 3

PERSONAL:

- Kirby Sneed.
- Attended Santa Fe High School in his hometown of Alachua, FL.
- Played three seasons for the University of Florida...Combined to go 7-1 with a 2.53 ERA over 100 appearances.
- Likes to go fishing and spends time at the beach in his spare time.

LAST SEASON:

- Made six appearances during Spring Training and allowed a lone run over 4.1 innings...Gave up four hits and issued one walk to go with four strikeouts for a 0.92 WHIP and a .214 AVG.
- Threw the last pitch in all of baseball before play was paused for the COVID-19 pandemic, fanning **Andrew Susac** to end the 9th inning and earn the save on March 12 at PIT.
- Spent the summer working out with other Minor League players in Gainesville, FL.

Bold – career high; Red – league high

Year	Club & League	W-L	ERA	G	GS	CG	ShO	SV	IP	H	R	ER	HR	HB	BB	IBB	SO	WP	BK	AVG
2016	Lansing (MID)	0-1	3.91	13	0	0	0	1	25.1	31	12	11	0	3	3	1	17	1	0	.307
	Dunedin (FSL)	0-0	0.00	1	0	0	0	0	2.0	0	0	0	0	0	2	0	1	0	0	.000
2017	Lansing (MID)	4-1	2.42	16	0	0	0	0	22.1	15	6	6	0	2	13	0	30	2	0	.197
	Dunedin (FSL)	3-1	1.36	26	0	0	0	8	33.0	27	7	5	0	0	12	1	26	2	1	.235
2018	Dunedin (FSL)	1-1	1.08	8	0	0	0	2	8.1	3	1	1	0	0	6	2	12	0	0	.103
	New Hampshire (EAS)	3-4	4.43	36	0	0	0	1	42.2	45	23	21	3	6	25	2	39	3	0	.262
2019	New Hampshire (EAS)	2-0	0.84	9	0	0	0	5	10.2	4	3	1	1	1	0	0	14	0	0	.108
	Buffalo (INT)	5-2	3.98	41	0	0	0	2	52.0	54	25	23	6	5	19	0	54	2	0	.266
Minor Totals		18-10	3.12	150	0	0	0	19	196.1	179	77	68	10	17	80	6	193	10	1	.243

TRANSACTIONS

- Selected by the Toronto Blue Jays in the 10th round of the 2016 First-Year Player Draft

PROFESSIONAL CAREER:

MINORS:

- Began his pro career in 2016 with 14 combined appearances at Class-A Lansing (13G) and Advanced-A Dunedin (1G).
- Split his 2017 campaign between Lansing and Dunedin as well.
- Went 4-1 with a 2.42 ERA in 16 games for the Lugnuts, then improved on that as he posted a 1.36 ERA while going 3-1 over 26 games for the D-Jays.
- Played the first month of 2018 for Dunedin.
- Joined Double-A New Hampshire on May 3.
- Threw 10.1 scoreless innings to begin his time with the Fisher Cats.
- Started his 2019 campaign with a 2-0 record and a 0.84 ERA over nine relief appearances for New Hampshire.
- Promoted to Triple-A Buffalo on May 4.
- Went 5-2 with a 3.98 ERA and a 1.40 WHIP over 41 contests for the Bisons.
- Earned his 1st career Triple-A save on May 18 vs. Louisville (1.2 IP, 1H, 1BB).
- Claimed his 1st Triple-A win on June 6 vs. Scranton/Wilkes-Barre (1.2 IP, 1H, 1BB, 2K).
- Named an International League Mid-Season All-Star...Pitched a hitless 6th inning with a strikeout at the All-Star game.

BIOGRAPHIES

LAST SEASON

HISTORY


RECORDS

OPPONENTS

PLAYER DEV.

MEDIA & MISC.





SPRINGER GEORGE

4

OUTFIELDER

BIRTHDATE September 19, 1989
 OPENING DAY AGE 31
 BIRTHPLACE New Britain, CT
 RESIDENCE New Britain, CT
 TWITTER @NA

BATS/THROWS R/R
 HEIGHT/WEIGHT 6-3/220
 CONTRACT STATUS signed thru 2026
 M.L. SERVICE 6.166
 OPTIONS USED 0 of 3

PERSONAL:

- George Chelston Springer III.
- Graduated from Avon Old Farms High School in New Britain, CT, where he also played soccer...Drafted by Minnesota in the 48th round following his senior season, but did not sign and went on to attend the University of Connecticut.
- Played three seasons at UConn before being drafted by Houston with the 11th overall selection in the 2011 First-Year Player Draft...Became the highest-drafted player in school history...In 2009, became the first player in UConn school history to be named the Big East Rookie of the Year...In 2011, was named a First Team All-American by Perfect Game USA, Louisville Slugger and the NCBWA, and was a semifinalist for both the Dick Howser Trophy and Golden Spikes Award.
- Both of his parents also attended UConn...His father, George II, played in the 1976 Little League World Series...His mother, Laura, is a former gymnast...George took gymnastics lessons starting at 18 months old until he was 12.
- Married to Charlise, who played softball at the University of Albany, and for Puerto Rico's national team...His sister, Lena, also a softball player, played three years at Ohio State.
- Has been the Stuttering Association for the Young (SAY) spokesperson since 2014...Has hosted the annual "All-Star Bowling Event" since 2015...At the event, Springer, teammates, coaches and other professional athletes help to raise money for children and their families to attend Camp SAY, a summer camp for young people who stutter.
- Has been named an All-Star on three occasions (2017, 2018, 2019), won two Silver Slugger awards (2017, 2019), and was named 2017 World Series MVP.
- Signed a six-year, \$150 million deal with the Blue Jays on January 23, 2021, marking the largest contract in franchise history.

LAST SEASON:

- Batted .265 with six doubles, two triples, 14 home runs, 32 RBI, 24 walks and a .899 OPS over 51 games.
- Had a 12-game hitting streak from Sept. 12-25, batting .367 (18-for-49) with six home runs, nine RBI and a 1.183 OPS... Was the longest hitting streak by an Astro in 2020.
- Walked, scored two runs and hit a [leadoff homer](#) on Sept. 15 vs. TEX...Marked his 2nd consecutive game with a home run... Was his 11th career leadoff blast against the Rangers...Marked the 2nd most leadoff homers against any single opponent in MLB history ([Rickey Henderson](#) - 12 vs. CLE)...Gave him 39 career leadoff home runs, 8th most in MLB history and trailing only [Rickey Henderson](#) (73), [Ian Kinsler](#) (48) and [Brady Anderson](#) (44) for 4th most in the AL...Trailing only [Craig Biggio](#) (53) in Astros history...The 39 leadoff blasts are the most by any player since he entered the Majors in 2014.
- Went 3-for-4 with two homers on Sept. 20 vs. ARI...Notched his 2nd career [inside-the-park](#) home run (also May 14, 2019 at DET)...Was his 2nd multi-homer game of the season, also doing so in Game 2 of a doubleheader on Sept. 5 vs. LAA... Became the 3rd Astros player to record a multi-homer game that included an inside-the-park home run, joining [Ken Caminiti](#) (2x: May 22, 1993 at SD and July 3, 1994 vs. CHC) and [Jimmy Wynn](#) (July 30, 1967 vs. NYM).
- In 25 games in September, batted .316 (31-for-98) with two doubles, two triples, nine home runs, 15 RBI, nine walks and a 1.033 OPS...His nine home runs tied for 2nd most in the AL behind only [José Ramírez](#).
- Batted .263 (15-for-57) with a double, four home runs, 10 RBI and a .791 OPS during the postseason.
- Went 4-for-5 with a double, RBI and a run scored in Game 1 of the ALDS at OAK...Became the 6th Astros player to record four-or-more hits in a postseason game.
- Hit [two home runs](#) in Game 2 of the ALDS...Became the 7th Astros player to record a multi-homer game in the playoffs.
- Belted his 1st career postseason [leadoff home run](#) in Game 5 of the ALCS vs. TB...Joined [Craig Biggio](#) (2004 NLCS Game 7) as the only players in Astros history to hit a leadoff homer in the postseason...The blast was the 10th leadoff homer on the 1st pitch of a postseason game since pitch counts were first tracked in 1988, and the first since [David Freese](#) in 2018 World Series Game 5...Gave him the franchise lead in postseason home runs (19) and tied him with [Albert Pujols](#) for 4th all-time, while his 17 homers and 34 RBI as a leadoff hitter in the postseason marked the most in MLB history.

Bold - career high; Red - league high

Year	Club and League	AVG	G	AB	R	H	2B	3B	HR	RBI	BB	IBB	SO	SB	CS	OBP	SLG	OPS	SH	SF	BPP
2011	Tri-City (NYP)	.179	8	28	8	5	3	0	1	3	2	0	2	4	0	.303	.393	.696	0	0	3
2012	Lancaster (CAL)	.316	106	433	101	137	18	10	22	82	56	4	131	28	6	.398	.557	.955	0	5	6
	Corpus Christi (TEX)	.219	22	73	8	16	3	0	2	5	6	0	25	4	2	.288	.342	.630	1	0	1
2013	Corpus Christi (TEX)	.297	73	273	56	81	20	0	19	55	42	1	96	23	5	.399	.579	.978	2	1	5
	Oklahoma City (PCL)	.311	62	219	50	68	7	4	18	53	41	0	65	22	3	.425	.626	1.051	0	2	4
2014	Quad Cities (MID)	.250	3	4	1	1	1	0	0	0	3	0	1	2	0	.571	.500	1.071	0	0	0
	Oklahoma City (PCL)	.353	13	51	17	18	4	1	3	9	9	0	15	4	0	.459	.647	1.106	0	0	1
	HOUSTON (AL)	.231	78	295	45	68	8	1	20	51	39	4	114	5	2	.336	.468	.804	0	2	9
2015	Corpus Christi (TEX)	.278	5	18	4	5	1	0	0	0	2	0	6	1	0	.350	.333	.683	0	0	0
	HOUSTON (AL)	.276	102	388	59	107	19	2	16	41	50	0	109	16	4	.367	.459	.826	2	3	8
2016	HOUSTON (AL)	.261	162	644	116	168	29	5	29	82	88	2	178	9	10	.359	.457	.816	0	1	11
2017	HOUSTON (AL)	.283	140	548	112	155	29	0	34	85	64	1	111	5	7	.367	.522	.889	0	4	11
2018	HOUSTON (AL)	.265	140	544	102	144	26	0	22	71	64	0	122	6	4	.346	.434	.780	0	3	5
2019	Corpus Christi (TEX)	.400	3	10	3	4	0	0	2	5	4	0	1	1	0	.571	1.000	1.571	0	0	0
	HOUSTON (AL)	.292	122	479	96	140	20	3	39	96	67	1	113	6	2	.383	.591	.974	0	4	6
2020	HOUSTON (AL)	.265	51	189	37	50	6	2	14	32	24	0	38	1	2	.359	.540	.899	0	2	5
	Minor Totals	.302	295	1109	248	335	57	15	67	212	165	5	342	89	16	.399	.562	.961	3	8	20
	MAJOR TOTALS	.270	795	3087	567	832	137	13	174	458	396	8	785	48	31	.361	.491	.852	2	19	55



ALL-STAR GAME RECORD

Year	League and City	AVG	G	AB	R	H	2B	3B	HR	RBI	BB	IBB	SO	SB	CS	OBP	SLG	OPS	SH	SF	HBP
2017	AL at MIA	.000	1	3	0	0	0	0	0	0	0	0	2	0	0	.000	.000	.000	0	0	0
2018	AL at WAS	1.000	1	2	2	2	0	0	1	1	0	0	0	0	0	1.000	2.500	3.500	0	0	0
2019	AL at CLE	.500	1	2	0	1	0	0	0	0	0	0	1	0	0	.500	.500	1.000	0	0	0
TOTALS		.429	3	7	2	3	0	0	1	1	0	0	3	0	0	.429	.857	1.286	0	0	0

WILD CARD RECORD

Year	Club and Opp.	AVG	G	AB	R	H	2B	3B	HR	RBI	BB	IBB	SO	SB	CS	OBP	SLG	OPS	SH	SF	HBP
2015	HOU vs. NYY	.250	1	4	0	1	1	0	0	0	0	0	1	0	0	.250	.500	.750	0	0	0
2020	HOU vs. MIN	.111	2	9	1	1	0	0	0	1	0	0	1	0	0	.111	.111	.222	0	0	0
TOTALS		.154	3	13	1	2	1	0	0	1	0	0	2	0	0	.154	.231	.385	0	0	0

DIVISION SERIES RECORD

Year	Club and Opp.	AVG	G	AB	R	H	2B	3B	HR	RBI	BB	IBB	SO	SB	CS	OBP	SLG	OPS	SH	SF	HBP
2015	HOU vs. KC	.211	5	19	5	4	1	0	1	3	3	0	10	0	0	.318	.421	.739	0	0	0
2017	HOU vs. BOS	.412	4	17	4	7	2	0	1	2	2	0	4	0	0	.474	.706	1.180	0	0	0
2018	HOU vs. CLE	.429	3	14	4	6	0	0	3	3	0	0	2	0	0	.429	1.071	1.500	0	0	0
2019	HOU vs. TB	.143	5	21	1	3	0	0	0	0	1	0	5	1	0	.182	.143	.325	0	0	0
2020	HOU vs. OAK	.389	4	18	4	7	1	0	2	4	0	0	7	0	0	.421	.778	1.199	0	0	1
TOTALS		.303	21	89	18	27	4	0	7	12	6	0	28	1	0	.354	.584	.938	0	0	1

CHAMPIONSHIP SERIES RECORD

Year	Club and Opp.	AVG	G	AB	R	H	2B	3B	HR	RBI	BB	IBB	SO	SB	CS	OBP	SLG	OPS	SH	SF	HBP
2017	HOU vs. NYY	.115	7	26	1	3	0	0	0	0	4	0	7	0	0	.233	.115	.349	0	0	0
2018	HOU vs. BOS	.381	5	21	2	8	3	0	1	5	3	0	5	1	0	.458	.667	1.125	0	0	0
2019	HOU vs. NYY	.160	6	25	4	4	0	0	2	4	4	0	10	0	0	.276	.400	.676	0	0	0
2020	HOU vs. TB	.233	7	30	3	7	0	0	2	5	2	0	6	0	1	.281	.433	.715	0	0	0
TOTALS		.216	25	102	10	22	3	0	5	14	13	0	28	1	1	.304	.392	.697	0	0	0

WORLD SERIES RECORD

Year	Club and Opp.	AVG	G	AB	R	H	2B	3B	HR	RBI	BB	IBB	SO	SB	CS	OBP	SLG	OPS	SH	SF	HBP
2017	HOU vs. LAD	.379	7	29	8	11	3	0	5	7	5	1	8	0	0	.471	1.000	1.471	0	0	0
2019	HOU vs. WAS	.296	7	27	6	8	4	0	2	4	7	0	5	2	0	.441	.667	1.108	0	0	0
TOTALS		.339	14	56	14	19	7	0	7	11	12	1	13	2	0	.456	.839	1.295	0	0	0

HOME RUN BREAKDOWN

Total	ONE GAME											
	H	A	2	3	4	GS	LO	XN	IP	PH	RHP	LHP
174	79	95	13	1	0	5	39	4	1	0	122	52

TRANSACTIONS

- Selected by the Houston Astros in the 1st round (11th overall) of the 2011 First-Year Player Draft
- On disabled list (left quad strain) on July 20, 2014 for the remainder of the season
- On disabled list (concussion) from May 6-12, 2015
- On disabled list (right wrist fracture) from July 2-September 3, 2015
- On disabled list (left quad discomfort) from July 25-August 8, 2017
- On disabled list (sprained left thumb) from August 6-16, 2018
- On disabled list (strained left hamstring) from May 25-June 23, 2019
- Signed by the Toronto Blue Jays on January 23, 2021

GAME HIGHS

ML Debut	April 16, 2014 vs. KC	Stolen Bases	3 – April 27, 2015 at SD
Runs	5 – 2x, last: May 12, 2019 at KC	Last ML Home Run	Sept. 24, 2020 at TEX
Hits	6 – May 7, 2018 at OAK	Longest Hitting Streak	14G – June 7-21, 2015
Home Runs	3 – Sept. 22, 2019 vs. LAA	Longest On-Base Streak	25G – June 27-Sept. 26, 2015
RBI	5 – 5x, last: July 7, 2017 at TOR	Longest Hitless Streak	20AB – June 22-26, 2018



MILESTONES

Category	Date	Opponent	Pitcher	Notes
Hit	1 April 16, 2014	Kansas City	Guthrie	Single
Home Run	1 May 8, 2014	at Detroit	Smyly	1R
	100 March 29, 2018	at Texas	Hamels	Leadoff HR
Multi-HR Game (14)	14 Sept. 20, 2020	Arizona	Widener, Rondon	1R, 1R
Three-HR Game 1	Sept. 22, 2019	Los Angeles (AL)	Rodriguez (2), Suarez	1R, 2R, 1R
Grand Slam HR (5)	1 July 21, 2018	at Los Angeles (AL)	Ramirez	6th inning
Leadoff HR (39)	39 Sept. 15, 2020	Texas	Cody	—
Walk-off HR (2)	1 June 1, 2016	Arizona	Clippard	1R, 11th inning
	2 April 5, 2017	Seattle	De Jong	3R, 13th inning
Extra-Inning HR (4)	4 Sept. 2, 2019	at Milwaukee	Guerra	1R, 10th inning
Inside-The-Park HR (2)	1 May 14, 2019	at Detroit	Farmer	1R
	2 Sept. 20, 2020	Arizona	Widener	1R
RBI	1 April 18, 2014	at Oakland	Gray	Single
Stolen Base	1 April 18, 2014	at Oakland	Gray	2nd base
			C-Jaso	

PROFESSIONAL CAREER:

MINORS:

- Combined to hit .302 with 21 doubles, 10 triples, 24 home runs, 87 RBI and 32 stolen bases at two levels in 2012 (Advanced-A Lancaster and Double-A Corpus Christi)... Earned Mid-Season and Post-Season All-Star honours... Following the season, was named an Organization All-Star by MLB.com... Played for Mesa in the Arizona Fall League and hit .286 (20-for-70) with four doubles, three triples, four home runs and 14 RBI in 21 games... Named an AFL Rising Star.
- Named Minor League Baseball's 2013 Offensive Player of the Year and the Astros Minor League Player of the Year after hitting .303 with 27 doubles, four triples, 37 homers, 108 RBI, 45 stolen bases and a 1.010 OPS combined between Triple-A Oklahoma City (62G) and Double-A Corpus Christi (73G)... Was one of the nine position players named to Baseball America's Minor League All-Star Team... Named to MLB.com's All-Prospect Team... Received Texas League Player of the Year honours and was a Mid-Season and Post-Season All-Star after hitting .297 with 19 homers and 23 steals in 73 first-half games with Corpus Christi... Started the second half with Triple-A Oklahoma City and from then on led the Pacific Coast League in runs (49), extra-base hits (29), total bases (136), homers (18), RBI (53), SLG (.626) and OPS (1.050).

2014:

- Finished one home run shy of tying the Astros club record for home runs by a rookie (**Lance Berkman** - 21 in 2000), hitting 20 home runs to go with 58 RBI in 78 games.
- Set franchise rookie records for home runs (19) and RBI (50) prior to the All-Star Break.
- Selected to the Major League roster on April 16 and made his **MLB debut** vs. KC... Recorded a hit, a walk and a run scored.
- Collected a hit in each of his first five games (April 16-20) to start his career.
- Became the 1st rookie in Houston's history to homer in four straight games (five total homers from May 21-26).
- Became the 2nd rookie in MLB history to hit seven home runs over a seven-game span (May 21-29, 2014), joining **Rudy York** (Aug. 22-27, 1937).
- Recorded two home runs and five RBI in what was his 33rd career game on May 24 at SEA... His five runs tied a franchise record, last achieved by **Cody Ransom** on Sept. 20, 2007... Marked the first multi-homer game by an Astros rookie since **Hunter Pence** hit two on Aug. 31, 2007 at CHC.
- Went 4-for-4 with five runs scored, three RBI, two doubles, a home run and a walk on May 26 at KC, becoming the first player in Astros history to reach all of those marks in a single game.
- Named AL Rookie of the Month for May, becoming the 4th Astros player to win a Rookie of the Month Award... Hit .294 (30-for-102) with four doubles, one triple, 10 homers, 25 RBI and a 1.032 OPS.
- Placed on the 15-day disabled list on July 23 with a left quad strain for the remainder of the season.

2015:

- Finished 5th among AL outfielders in on-base percentage (.367) and 8th in OPS (.826).
- His 36 home runs within his first 180 games in the Majors set a club record, previously held by **Glenn Davis** (35 HR).
- Batted .319 (66-for-207) with an .880 OPS (.383 OBP/.498 SLG) on the road.
- Placed on the seven-day Concussion DL on May 6 and was activated on May 13... Placed on the 15-day DL from July 2-Sept. 3 with a right wrist fracture after getting hit by a pitch on July 1 vs. KC.
- Posted a career-long, 14-game hitting streak from June 7-21, in which he hit .458 (27-for-59) with four doubles, four home runs, seven RBI and a .492 OBP.
- Hit his 1st career leadoff homer on June 19 at SEA.
- Put together a career-long 25-game on-base streak from June 27-Sept. 26.



2016:

- Set career highs in games (162), at-bats (644), hits (168), doubles (29), triples (5) and walks (88).
- Named a finalist for the Gold Glove Award...Ranked 2nd among AL right fielders in fielding percentage with a .994 mark.
- Played in all of Houston's 162 games, becoming the 7th player in club history to play all 162 games of a season.
- Led the Majors in plate appearances (744), which tied for 2nd all-time in club history for a single season with **Craig Biggio's** 1997 season, behind only **Biggio's** 1999 season (749).
- Tied for 4th in the AL in walks (88)...Tied for 6th in the Majors and 5th in the AL in runs scored (116)...Marked the most runs by an Astros player since **Jeff Bagwell** (126) and **Craig Biggio** (118) surpassed 116 in 2001.
- Became the 1st player in franchise history to hit three grand slams in a single season...According to Elias, became the 2nd player in MLB history to hit a grand slam as a visitor at both Fenway Park and Yankee Stadium (new or old) in the same year, joining **Al Rosen** (1951)...Tied for 2nd in the Majors with five games of 4+ RBI, behind only **Kendrys Morales** (6).
- Was one of five AL Final Vote candidates for the All-Star Game and finished 2nd to Toronto's **Michael Saunders** in the AL Final Vote balloting.
- Hit his 1st career grand slam on April 7 at NYY.
- Recorded four RBI in consecutive games from May 13-14...Used his 2nd grand slam to do so on May 14 at BOS.
- Knocked his 1st career walk-off home run on June 1 vs. ARI in the 11th inning.
- Went 3-for-5 with a triple, a walk, two runs scored and a grand slam, tying his career high with five RBI on June 24 at KC... Tripled to lead off the game, then hit a grand slam later in the 1st inning...Per Elias, became the first leadoff hitter to hit a grand slam in the 1st inning of a game since Seattle's **Danny Tartabull** on April 15, 1986 at CAL...Also became the first player in the modern era to hit a triple and a grand slam in the 1st inning of a game...Only one other player in the divisional era (since 1969) had a triple and grand slam in any inning (Brandon Inge - April 23, 2004 vs. CLE, 6th inning).
- Recorded a hit in seven straight at-bats from Sept. 24-26...Was one hit shy of tying the franchise record set by **Lance Berkman**, who hit in eight consecutive at-bats from May 4-8, 2008.

2017:

- Made his 1st career All-Star Team, received a Silver Slugger Award and was named MVP of the World Series.
- Hit all 34 of his home runs out of the leadoff spot in the lineup, which set a franchise record and tied for the 7th most homers ever recorded by a leadoff hitter in MLB history...The only AL players to hit more homers out of the leadoff spot in a single season were **Alfonso Soriano** (38 in 2002, 35 in 2003) and **Brady Anderson** (35 in 1996)...Became the 1st player in MLB history with 27 homers from the leadoff spot prior to the All-Star Break.
- Notched nine leadoff homers, the most in MLB and tied for the 4th most leadoff homers by a player in AL history with **Rickey Henderson** (1986), behind only **Alfonso Soriano** (13 in 2003), **Brady Anderson** (12 in 1996) and **Jacque Jones** (11 in 2002)...Also set a new franchise record, surpassing the previous record of eight, reached by **Craig Biggio** in 2001 and himself in 2016.
- Tied for 2nd in the AL in runs (112) with **Jose Altuve**, behind **Aaron Judge** (128).
- Hit a leadoff home run on Opening Day on April 3 vs. SEA off **Felix Hernandez**...Became the 2nd player in franchise history to do so, joining **Terry Puhl** who did so twice (April 10, 1980 vs. LAD and April 6, 1978 at CIN).
- Belted a walk-off home run in the 13th inning on April 5 vs. SEA...Marked his 4th career walk-off hit and 2nd walk-off homer.
- Hit another leadoff blast on April 6 vs. SEA, becoming the first player in club history to hit a leadoff homer one game after hitting a walk-off home run...The last MLB player to do so was **Scott Hairston** for the Padres from Aug. 3-4, 2007.
- On April 9 vs. KC, knocked a 3rd leadoff home run and scored the winning run in the 12th inning...Became the 1st player in Major League history to hit three leadoff homers within his team's first seven games of a season.
- Cranked his 4th leadoff home run of the year on April 11 at SEA, becoming the first player in MLB history to record four leadoff homers within his team's first nine games of a season.
- Recorded a multi-homer game (4th career) in the second half of Houston's doubleheader at NYY on May 14...Included his 5th leadoff homer of the season before he homered again to lead off the 2nd inning...Became the 4th player in MLB's expansion era (since 1961) to hit home runs to lead off each of the first two innings of a game, joining **Chad Curtis** (1995), **Stan Javier** (1999) and **Manny Machado** (2015)...Also became the 4th player in Astros history to homer in the 1st and 2nd innings of a game, joining **Jose Altuve** (2016), **Lance Berkman** (2002) and **Craig Biggio** (1997).
- Named AL Player of the Week for May 29-June 4...Had multiple hits in all six games, hitting .500 (15-for-30) with 11 runs, five home runs, nine RBI and a 1.565 OPS (.531 OBP/1.033 SLG).
- Went 3-for-5 with two home runs, including his 6th leadoff homer of the season, on June 4 at TEX.
- On July 7 at TOR, became the 1st player in club history (13th in MLB history) to have a four-hit, five-RBI game out of the leadoff spot.
- Elected to start the All-Star Game via the fan vote, getting the start in left field.
- Placed on the 10-day DL with left quad discomfort from July 25-Aug. 8.
- Slugged his 4th career grand slam on Sept. 27 at TEX.
- Named the **Willie Mays World Series MVP** as part of a postseason in which he hit .292 (21-for-72) with five doubles, six homers, nine RBI and a .997 OPS...Became the 8th outfielder to win the World Series MVP award.
- Batted .379 (11-for-29) in the World Series with three doubles, five homers, seven RBI and eight runs scored, becoming the 1st player ever to reach those totals in a single World Series...His eight extra-base hits in the World Series set a new MLB record, surpassing **Willie Stargell**, who posted seven in the 1979 World Series...His five home runs in the World Series tied Hall of Famer **Reggie Jackson** (1977) and **Chase Utley** (2009) for the most in a single Fall Classic...His five homers from the leadoff spot set a new record for a World Series, eclipsing the previous mark of four set by **Lenny Dykstra** during the 1993 Fall Classic.
- Homered in four consecutive World Series games, becoming the 1st player to do so in a single World Series...Joined Hall of Famer **Lou Gehrig** and **Reggie Jackson** as the only players to homer in four consecutive World Series games overall.
- Recorded an MLB-record 29 total bases during the World Series, eclipsing the previous mark of 25 shared by Hall of Famer **Reggie Jackson** (1977) and **Willie Stargell** (1979)...Became the 1st player ever to record an extra-base hit in six consecutive World Series games.
- Following the season, was named the winner of the NY Chapter of the BBWAA Arthur and Milton Richman "You Gotta Have Heart Award" for overcoming challenges of his stutter...Was also named the Boston Chapter of the BBWAA "New England Player of the Year".

2018:

- Named an AL All-Star for the 2nd time in his career.
- His six leadoff home runs ranked 2nd in the AL behind **Francisco Lindor** (9).
- Tied for 7th in the AL in runs scored with 103...Became the 4th player in Astros history with three consecutive 100-run seasons, joining **Craig Biggio** (1995-1999), **Jeff Bagwell** (1996-2001) and **Lance Berkman** (2001-2004).
- Made his 4th consecutive Opening Day start on March 29 at TEX and hit a [leadoff homer](#) off **Cole Hamels**...Marked his 100th career home run and his 2nd consecutive Opening Day leadoff home run...Became the 1st player in MLB history to hit a leadoff homer on consecutive Opening Day games...Became the 2nd player in Astros history with multiple career Opening Day homers (also **Terry Puhl** in 1978 and 1980).
- Went 6-for-6 with a double, a [three-run homer](#), four singles and four runs scored on May 7 at OAK, setting a franchise record for hits in a nine-inning game...Joined **Joe Morgan** as the only players in club history to record [six hits in a game](#), as Morgan did so in a 12-inning contest on July 8, 1965 at MIL...Marked the 65th time in MLB history that a player recorded six hits in a nine-inning game.
- Combined with **Alex Bregman** and **Jose Altuve** for back-to-back-to-back home runs on June 20 vs. TB, the 6th time in franchise history that the Astros combined for three consecutive home runs.
- Voted to the AL All-Star Team via the player vote...Became the first Astros outfielder to be named to two consecutive All-Star Teams since **Lance Berkman** from 2001-2002...Hit back-to-back home runs with **Alex Bregman** in the 2018 All-Star Game, becoming the first pair of teammates to hit back-to-back homers in an All-Star Game since the Dodgers' **Steve Garvey** and **Jimmy Wynn** did so in the 1975 All-Star Game.
- Belted his [5th career grand slam](#) on July 21 at LAA...Marked his 5th slam on the road, surpassing **Jeff Bagwell** (4) for the most road grand slams in club history.
- Placed on the 10-day DL with a sprained left thumb from Aug. 6-16.
- Hit .400 (14-for-35) with six runs, three doubles, four homers, eight RBI and a 1.276 OPS (.447 OBP/.829 SLG) in eight postseason games...Became Houston's all-time leader in postseason homers (11), doubles (10), extra-base hits (15) and hits (40)...Moved into a tie for 12th place all-time among AL players in postseason homers...Tied **Lenny Dykstra** (9) for the most postseason homers in MLB history by a leadoff hitter.
- Recorded a hit in all eight postseason games, stretching his postseason hitting streak to 14 games, tied for the 8th longest in MLB history and marked the longest in Astros history.
- Went 2-for-4 with a single, two runs scored and a [solo homer](#) in Game 1 of the ALDS vs. CLE...Marked his 5th consecutive postseason game with a homer, becoming the 3rd player in MLB history to hit a home run in five consecutive playoff games, joining **Carlos Beltrán** (2004) and **Daniel Murphy** (6 games in 2015).
- [Homered](#) in Game 4 of the ALCS vs. BOS, his 31st career game in the postseason...Marked the 3rd most postseason home runs by a player within his first 31 career games in the playoffs all-time, behind **Carlos Beltrán** (14) and **Nelson Cruz** (13).

2019:

- Led the Majors with 12 leadoff home runs, one shy of the MLB record of 13 set by **Alfonso Soriano** in 2003...Tied the Major League record for total homers hit by a leadoff hitter over a single season (39), tying **Soriano's** record set in 2006.
- Recorded the 6th most RBI by a leadoff hitter in a single season in MLB history (96).
- Set career highs in homers (39), RBI (96), batting average (.292), OBP (.383), SLG (.591) and OPS (.974).
- Among AL players, ranked 4th in OPS, 4th in slugging, 5th in homers and 7th in on-base percentage.
- Ranked 3rd in the AL in OPS with runners in scoring position (1.116)
- Finished 4th among AL center fielders in defensive runs saved (6).
- On Opening Day, March 28 at TB, hit a [three-run homer](#) of **Blake Snell**, marking his 3rd straight Opening Day game with a home run...Joined **Khris Davis** as the only Major League players to homer on Opening Day in each of the 2017-2019 seasons.
- Knocked his his [1st leadoff homer](#) of the season on April 1 at TEX off **Drew Smyly**...Was his 6th career leadoff homer at Globe Life Park, the most by any visiting player in Arlington all-time.
- Went 5-for-5 with two home runs, including a leadoff homer, five runs scored and four RBI on May 12 vs. TEX...Became the 1st player in club history to record five hits and score five runs in the same game...Tied a franchise record for runs scored in a game (last: himself on May 26, 2014 at KC)...Marked the 3rd game of his career with at least five hits, tying **Cesar Cedeño** for the most five-hit games in Astros history...Became the 3rd leadoff hitter in MLB history with a five-hit, two-homer, five-run game, joining **Matt Carpenter** (June 26, 2018 vs. CLE) and **Tim Lincecum** (Sept. 16, 1983 vs. TOR).
- Named the AL Co-Player of the Week for the week of May 12, his 2nd career weekly award (also May 29-June 4, 2017)...In seven games, led all AL players in batting (.519, 14-for-27), hits (14), home runs (5) and OPS (1.711)...Three of his five homers were leadoff shots...During the week, recorded a hit in six straight at-bats, scored a run in six straight plate appearances and reached base in seven straight PA.
- Recorded his 1st career [inside-the-park](#) home run on May 14 at DET.
- Left the game in the 8th inning on May 24 vs. BOS and was placed on the 10-day injured list with a strained left hamstring from May 25-June 23...At the time of his placement on the IL, was leading the AL in homers (17), RBI (43) and total bases (119) while ranking 2nd in runs (41), SLG (.654) and OPS (1.032).
- Named to the AL All-Star team for the 3rd time in his career, and made his 2nd All-Star Game start (1-for-2).
- Notched his his 10th career multi-homer game on July 15 at LAA.
- Belted a game-winning [solo homer](#) in the top of the 10th inning on Sept. 2 at MIL...Was his 30th home run of the season, and his 4th career extra-innings homer.
- Recorded his 1st career three-homer game as he went yard in each of his first three plate appearances on Sept. 22 vs. LAA...Became the 1st leadoff hitter in Astros history with a three-homer performance.
- Batted .205 (15-for-73) with four doubles, four homers, eight RBI and three stolen bases across 18 postseason games.
- Had a strong World Series performance, batting .296 (8-for-27) with six extra-base hits (4-2B, 2 HR), four RBI and a 1.108 OPS...Became the 2nd player in MLB history to record at least six XBH and six walks in a single World Series, joining **Billy Bonds** (2002).
- [Homered](#) in Game 1 of the World Series, giving him five straight games with a home run in the World Series, a new MLB record streak as he surpassed Hall of Famers **Lou Gehrig** and **Reggie Jackson**.
- Hit a [two-run home run](#) in Game 5 of the World Series, the 7th WS homer of his career, putting him into a tie for 10th place on MLB's all-time World Series home runs list...Gave him the most career WS homers by a leadoff hitter in MLB history (7), directly ahead of **Hank Bauer** (6) and **Lenny Dykstra** (6).
- Recorded two doubles in Game 6 of the World Series for his 5th career multi-XBH game in the WS, tying **Babe Ruth**, **Duke Snider** and **Lou Gehrig** for the most all-time.





STRIPLING ROSS

48
PITCHER

BIRTHDATE November 23, 1989
 OPENING DAY AGE 31
 BIRTHPLACE Bluebell, PA
 RESIDENCE Houston, TX
 TWITTER @RossStripling

BATS/THROWS R/R
 HEIGHT/WEIGHT 6-3/220
 CONTRACT STATUS signed thru 2021
 M.L. SERVICE 4.115
 OPTIONS USED 1 of 3

PERSONAL:

- Thomas Ross Stripling.
- Resides in Houston, TX, with his wife, Shelby...Was delayed arriving to 2021 Spring Training with the arrival of his son, Jaxon, on Feb. 19.
- Is a licensed stockbroker and has worked for a financial management firm in some offseasons.
- Hosts a weekly podcast called "Big Swing Podcast".
- Was a three-sport athlete at Carroll High School (Southlake, TX).
- Played college baseball at Texas A&M, where he starred for four seasons, going a combined 31-11 with a 3.13 ERA in 70 games (49 starts)...On May 12, 2012, he threw the 11th no-hitter in school history, a 1-0 victory over San Diego State... As a junior in 2011, went 14-2 record with a 2.29 ERA...The 14 wins led the country and were 3rd most for single season in Texas A&M history...Selected as an All-American by the American Baseball Coaches Association/Rawlings (First Team), Collegiate Baseball (Third Team) and College Baseball Insider (Honorable Mention)...A standout in the classroom, he was selected as a third team Capital One Academic All-American and a first team Academic All-Big 12 selection...Garnered first team All-Big 12 and ABCA/Rawlings All-Midwest Region Team accolades as well earning Big 12 Pitcher of the Week on three separate occasions.

LAST SEASON:

- Split the year with the Dodgers and the Blue Jays, combining to go 3-3 with a 5.84 ERA.
- His 13 home runs allowed tied for 8th most in MLB...Surrendered homers in each of his seven games with Los Angeles (12 HR) but allowed just one home run in his five games with Toronto.
- Went 3-1 with a 5.61 ERA (21 ER/33.2 IP) and a 1.46 WHIP for LA...The Dodgers went 6-1 in those seven starts.
- Recorded victories in each of his first three starts of the season, posting a 4.00 ERA (8 ER/18.0 IP) with 16 strikeouts.
- Did not pitch more than 4.2 frames in any of his last four starts for the Dodgers, allowing 18 runs (13 ER) over 15.2 innings for a 7.47 ERA.
- Traded to the Blue Jays in exchange for two players to be named later on Aug. 31.
- Made his 1st start as a Blue Jay on Sept. 4 at BOS, throwing the second game of a doubleheader...Allowed three runs on six hits with two walks and four strikeouts over 4.1 innings...Was his 1st HR-free game of 2020.
- Took a loss in a relief appearance on Sept. 9 vs. NYY (3.1 IP, 3 ER)...Was his 1st time pitching out of the bullpen in 2020.
- Made his 2nd start for the Blue Jays and 9th of the year on Sept. 18 at PHI...Pitched the back half of the doubleheader and landed a no-decision as he went 3.1 innings with three runs allowed.
- Earned his [3rd career save](#) on Sept. 23 vs. NYY (last: Aug. 21, 2017 at PIT) with 4.0 scoreless innings of relief (1H, 3K).
- Made his 12th career postseason appearance in Game 2 of the ALWC on Sept. 30 at TB...Threw 1.1 innings of relief with one run allowed (3H, 1K).

Bold - career high; Red - league high

Year	Club & League	W-L	ERA	G	GS	CG	ShO	SV	IP	H	R	ER	HR	HB	BB	IBB	SO	WP	BK	AVG
2012	Ogden (PIO)	1-0	1.24	14	12	0	0	0	36.1	26	7	5	0	0	6	0	37	4	0	.197
2013	Rancho Cucamonga (CAL)	2-0	2.94	6	6	0	0	0	33.2	24	11	11	1	0	11	0	34	2	0	.198
	Chattanooga (SOU)	6-4	2.78	21	16	0	0	1	94.0	91	33	29	4	0	19	1	83	4	0	.251
2014									Did not play due to injury											
2015	Great Lakes (MID)	0-0	0.00	1	1	0	0	0	4.0	1	0	0	0	0	2	0	4	0	0	.077
	Tulsa (TEX)	3-6	3.88	13	13	1	0	0	67.1	61	29	29	7	0	19	0	55	4	0	.242
2016	AZL Dodgers (AZL)	0-1	3.00	1	1	0	0	0	3.0	2	1	1	0	0	2	0	3	0	0	.182
	Oklahoma City (PCL)	0-2	3.78	5	4	0	0	0	16.2	20	7	7	2	0	2	0	17	1	0	.299
	LOS ANGELES (NL)	5-9	3.96	22	14	0	0	0	100.0	96	46	44	10	1	30	3	74	6	0	.250
2017	Oklahoma City (PCL)	1-1	0.00	3	0	0	0	0	3.1	3	1	0	0	0	1	0	4	1	0	.214
	LOS ANGELES (NL)	3-5	3.75	49	2	0	0	2	74.1	69	31	31	10	0	19	4	74	2	0	.246
2018	LOS ANGELES (NL)	8-6	3.02	33	21	0	0	0	122.0	123	42	41	18	1	22	2	136	3	0	.257
2019	LOS ANGELES (NL)	4-4	3.47	32	15	0	0	0	90.2	84	40	35	11	2	20	0	93	4	0	.244
2020	LOS ANGELES (NL)	3-1	5.61	7	7	0	0	0	33.2	38	26	21	12	1	11	0	27	1	0	.279
	TORONTO (AL)	0-2	6.32	5	2	0	0	1	15.2	18	11	11	1	0	7	0	13	0	0	.286
	Minor Totals	13-14	2.86	64	53	1	0	1	258.1	228	89	82	14	0	62	1	237	16	0	.235
	MAJOR TOTALS	23-27	3.77	148	61	0	0	3	436.1	428	196	183	62	5	109	9	417	16	0	.254

BIOGRAPHIES

LAST SEASON

HISTORY

RECORDS

OPPONENTS

PLAYER DEV.

MEDIA & MISC.



WILD CARD RECORD

Year	Club and Opp.	W-L	ERA	G	GS	CG	ShO	SV	IP	H	R	ER	HR	HB	BB	IBB	SO	WP	BK	AVG
2020	TOR vs. TB	0-0	6.75	1	0	0	0	0	1.1	3	1	1	0	0	0	0	1	0	0	.429

DIVISION SERIES RECORD

Year	Club & Opponent	W-L	ERA	G	GS	CG	ShO	SV	IP	H	R	ER	HR	HB	BB	IBB	SO	WP	BK	AVG
2016	LAD vs. WAS	0-0	0.00	2	0	0	0	0	1.2	0	0	0	0	0	0	0	2	0	0	.000
2019	LAD vs. WAS	0-0	9.00	1	0	0	0	0	1.0	1	1	1	0	0	0	0	0	1	0	.333
SERIES TOTALS		0-0	3.38	3	0	0	0	0	2.2	1	1	1	0	0	0	0	2	1	0	.143

CHAMPIONSHIP SERIES RECORD

Year	Club & Opponent	W-L	ERA	G	GS	CG	ShO	SV	IP	H	R	ER	HR	HB	BB	IBB	SO	WP	BK	AVG
2016	LAD vs. CHC	0-0	13.50	3	0	0	0	0	2.2	6	5	4	0	0	1	0	0	0	0	.462
2019	LAD vs. CHC	0-0	0.00	2	0	0	0	0	1.0	2	0	0	0	0	0	0	1	0	0	.400
SERIES TOTALS		0-0	9.82	5	0	0	0	0	3.2	8	5	4	0	0	1	0	1	0	0	.444

WORLD SERIES RECORD

Year	Club & Opponent	W-L	ERA	G	GS	CG	ShO	SV	IP	H	R	ER	HR	HB	BB	IBB	SO	WP	BK	OBA
2017	LAD vs. HOU	0-0	0.00	3	0	0	0	0	2.0	2	0	0	0	0	1	0	1	0	0	.286

TRANSACTIONS

- Selected by the Los Angeles Dodgers in the 5th round of the 2012 First-Year Player Draft
- On injured list (right big toe inflammation) from July 30-August 9, 2018
- On injured list (lower back inflammation) from August 15-September 7, 2018
- On injured list (right biceps tendinitis) from July 25-September 1, 2019
- Traded to the Toronto Blue Jays in exchange for two players to be named later on August 31, 2020 (OF Ryan Noda and RHP Kendall Williams)

GAME HIGHS

ML Debut	April 8, 2016 at SF	ER Allowed	6 – Aug. 17, 2020 vs. SEA
Innings Pitched:		HR Allowed	3 – 2x, last: Aug. 17, 2020 vs. SEA
Starter	8.0 – April 14, 2019	Low Hit CG	None
Reliever	4.0 – 2x, last: Sept. 23, 2020 vs. NYY	Last Win	Aug. 5, 2020 at SD
Walks:		Last Save	Sept. 23, 2020 vs. NYY
Starter	4 – April 8, 2016 at SF	Last CG	None
Reliever	3 – 2x, last: April 17, 2018 at SD	Last ShO	None
Strikeouts:		Last Start	Sept. 18, 2020 at PHI
Starter	10 – May 25, 2018 vs. SD	Last Relief App.	Sept. 26, 2020 vs. BAL
Reliever	5 – May 8, 2017 vs. PIT	Longest Win Streak	6G – May 19-June 15, 2018
Hits Allowed	9 – 2x, last: July 1, 2018 vs. COL	Longest Losing Streak	5G – July 29, 2018-April 9, 2019
		Scoreless Innings Streak	13.0 – Sept. 23, 2017-April 13, 2018

MILESTONES

Category	Date	Opponent	Notes
Start	1 April 8, 2016	at San Francisco	ND - 7.1 IP, 0H, 1ER, 0HR, 4BB, 4K
Win	1 May 13, 2016	St. Louis	as a starter - 5.0 IP, 8H, 4ER, 1HR, 3BB, 2K
10+ Strikeout Games			
	1 May 25, 2018	San Diego	10 strikeouts
Save	1 May 27, 2017	Chicago (NL)	3.0 IP, 1H, 0R, 0BB, 2K

PROFESSIONAL CAREER:**MINORS:**

- Began his professional career in 2012 with Rookie-level Ogden, going 1-0 with a 1.24 ERA in 14 games (12 starts).
- Named a 2015 Southern League All-Star after posting a 5-1 mark with a 2.73 ERA in the first half of the season...Went a combined 8-4 with a 2.82 ERA in 27 games (22 starts) for Advanced-A Rancho Cucamonga and Double-A Chattanooga.
- Missed the entire 2014 season with UCL surgery, which was performed by Dr. Neal ElAttrache in Los Angeles on April 2... Had made one appearance during Spring Training as a non-roster invitee in his 1st Major League camp.
- Combined to go 3-6 with a 3.66 ERA in 14 starts for Double-A Tulsa and Single-A Great Lakes in 2015...Struck out 117 batters against 30 walks in 127.2 innings...Was added to the Dodgers' 40-man roster after the season.

2016:

- Earned a spot on the Opening Day roster and saw his first Major League action, going 5-9 with a 3.96 ERA (44 ER/100.0 IP) in 22 games (14 starts) over four different stints with the Dodgers.
- Went 3-6 with a 4.52 ERA (38 ER/75.2 IP) in 14 games as a starter, while going 2-3 with a 2.22 ERA (6 ER/24.1 IP) in eight relief appearances.
- Made his **MLB debut** on April 8 at SF, allowing one run over 7.1 no-hit innings and did not factor in the decision...Became the first pitcher to take a no-hit bid through 7.1 innings in his Major League debut since **Billy Rohr** accomplished the feat for the Red Sox on April 14, 1967.
- Recorded his 1st Major League win on May 13 vs. STL, allowing four runs on eight hits in 5.0 innings.
- Appeared on the Dodgers' roster for both the NLDS and NLCS, combining to allow five runs (4ER) in 4.1 innings (8.31 ERA).



2017:

- Went 3-5 with two saves while posting a 3.75 ERA (31ER/74.1IP) in 49 games (two starts).
- Made two spot starts, posting a 0.00 ERA in 5.0 innings of work, while going 3-5 with two saves and a 4.02 ERA in 47 relief appearances...Ranked 15th among NL relievers with 69.1 innings pitched.
- Held opponents to a .246 average, including limiting lefties to a .198 average...Ranked 7th among NL relievers in opponents' batting average against left-handed hitters.
- Struck out 74 batters against 19 walks in 74.1 innings, while recording a 1.18 WHIP.
- Recorded his 1st Major League save on May 27 vs. CHC, firing 3.0 scoreless innings with two strikeouts and allowing one hit in the Dodgers' 5-0 victory.
- Made the postseason roster for all three series and appeared in five games, allowing four hits in 3.0 scoreless innings of relief.

2018:

- Recorded career highs in wins (8), starts (21), strikeouts (136) and ERA (3.02).
- Started the season in the bullpen, allowing one run in 14.1 innings in his first 10 games...Made his 1st start of the season on April 30 and became a full-time member of the rotation on May 6.
- As a starter, went 8-6 with a 3.39 ERA and a 1.18 WHIP.
- Pitched 12 games as a reliever, where he boasted a 0.57 ERA (1 ER/15.2 IP), limited hitters to a .220 average and struck out 17 while issuing only six walks.
- Struck out a career-high 136 batters and walked only 22...His 6.18 strikeout to walk ratio ranked 4th in MLB (min. 120 IP).
- Selected to the All-Star game for the 1st time in his career...Took the loss after allowing three runs in 1.2 innings.
- Recorded his 1st career 10-strikeout game when he fanned 10 batters on May 25 vs. SD (6.2 IP, 6H, 0BB).

2019:

- In his 4th with the Dodgers, he went 4-4 with a 3.47 ERA (35 ER/90.2 IP) in 32 games (15 starts).
- Posted a 2-3 record with a 3.60 ERA (28 ER/70.0 IP) and a 1.13 WHIP in 15 starts.
- As a starter, he recorded a 54.6 ground ball percentage, 5th best in the NL among pitchers with at least 15 starts.
- Had a 2-1 record with a 3.05 ERA (7 ER/20.2 IP) and a 1.21 WHIP in 17 games as a reliever...Did not allow an earned run in 12 of his 17 relief appearances, including four outings of 2.0 innings.
- Held opponents to a .244 average, including a .239 mark against righties and a .249 average against left-handed batters.
- Posted a 2-2 record with a 3.12 ERA (15 ER/43.1 IP) in 12 games (six starts) at Dodger Stadium and a 2-2 record with a 3.80 ERA (20 ER/47.1 IP) in 20 road games (nine starts).
- Pitched a career-high 8.0 innings while claiming the win on April 14 vs. MIL (4H, 1ER, 1BB, 3K).
- Recorded a season-high eight strikeouts in just 4.2 innings pitched on April 19 at MIL.
- Made one postseason appearance (NLDS vs. WAS), allowing a run on a double, wild pitch and sac fly in one inning of work.

STIEB'S NO-HITTER**SEPTEMBER 2, 1990 AT CLEVELAND — TORONTO 3, CLEVELAND 0**

Dave Stieb chalked up his first no-hitter and the first in franchise history as he blanked the Cleveland Indians on a sunny Sunday afternoon at Cleveland Stadium before a crowd of 23,640.

The game ended as Cleveland's Jerry Browne sent a fly to right field where Junior Felix put the squeeze on it.

Stieb had a season-high nine strikeouts and walked four over his 122-pitch afternoon.

There were no tough plays and only a couple of well hit balls. The closest the Tribe came to a hit was Ken Phelps pulling a liner about three feet foul to open the eighth inning.

The Blue Jays and Stieb got their offensive support from Fred McGriff who hit two solo home runs, and from Manny Lee who doubled home Kenny Williams in the 5th inning.

Stieb had previously gone 8.2 innings, three times, protecting no-hitters. He had back-to-back attempts in September 1988: on September 24 at Cleveland Stadium, Julio Franco had a bad-hop single over second baseman Manny Lee's head. In his next start, September 30 vs. Baltimore at Exhibition Stadium, Jim Traber looped a single over first baseman Fred McGriff's outstretched glove hand. Both no-hit bids were lost on 2-2 pitches. Stieb also had a perfect game for 8.2 innings on August 4, 1989 vs. the Yankees at SkyDome. Roberto Kelly doubled to left to break it up.

TORONTO	0	0	0	1	1	0	0	0	1	—	3	8	0
CLEVELAND	0	0	0	0	0	0	0	0	0	—	0	0	1


P: STIEB C: BORDERS

P: BLACK, OROSCO, OLIN C: SKINNER

WP—STIEB (17-5) LP—BLACK (10-9)

STIEB PITCHING LINE: 9.0 IP 0 H 0 R 0 ER 4 BB 9 SO





TELLEZ ROWDY

44

INFIELDER

BIRTHDATE March 16, 1995
 OPENING DAY AGE 26
 BIRTHPLACE Elk Grove, CA
 RESIDENCE Sacramento, CA
 TWITTER @RowdyTellez

BATS/THROWS L/L
 HEIGHT/WEIGHT 6-4/255
 CONTRACT STATUS signed thru 2021
 M.L. SERVICE 2.012
 OPTIONS USED 2 of 3

PERSONAL:

- Ryan John Tellez.
- Attended Elk Grove (CA) High School, the same school as former Blue Jays catcher **Buck Martinez**.
- Ranked as the 59th-best player available by Baseball America entering the 2013 draft.
- Grew up dirt biking and enjoys hunting and fishing.
- Participated in the 2020 Blue Jays Winter Tour in Calgary, AB.

LAST SEASON:

- Drove in runs at a rate of 4.91 AB/RBI, 10th best in the AL (min. 100 AB).
- Went 16-for-46 (.348) with four doubles, five home runs and 15 RBI in 14 games at Sahlen Field.
- Batted .333 (9-for-27) vs. left-handed pitchers while hitting all eight of his home runs vs. right-handers.
- Belted his **1st home run** of the season on July 27 at WAS.
- Cranked a **459-foot bomb** on Aug. 12 vs. MIA for a career long (455 feet on Sept. 2, 2019 at ATL).
- Hit his **3rd home run** on Aug. 14 vs. TB, homering in back-to-back games for the 4th time in his career.
- In Game 2 of a doubleheader on Aug. 20 vs. PHI, **laced a home run** with an exit velo of 117.4 MPH, the highest for a home run by a Blue Jay in the Statcast era (since 2015), surpassing **Teoscar Hernández** (115.9 on Aug. 12, 2020 vs. MIA)...It was the 4th-hardest hit ball by any player this season.
- Homered **twice** on Aug. 26 vs. BOS for his 4th career multi-HR game and went 3-for-4 with a season-high four RBI.
- Hit his **8th homer** while recording his 5th three-hit game of 2020 on Sept. 6 at BOS...Gave him 11 career home runs vs. BOS, seven more than he has vs. any other club...According to Elias, hitting 33.3% (11/33) of his homers vs. Boston is the highest percentage among all active players (min. 30 HR) vs. a single opponent.
- Strung together a career-long nine-game hitting streak from Aug. 30-Sept. 7 (8G from May 12-23, 2019), going 14-for-33 (.424) with two doubles, two home runs and six RBI over that stretch (.474 OBP, .667 SLG).
- Placed on the injured list with a right knee strain from Sept. 9 until the end of the season...Suffered the injury chasing a pop foul into the bullpen down the right-field line at Sahlen Field.
- His 66 extra-base hits are tied for 3rd most all-time by a Blue Jay in his first 169 career games (**Eric Hinske** - 71; **Fred McGriff** - 67; **Devon Travis** - 66).
- Made his postseason debut in Game 1 of the ALWC on Sept. 29 at TB, his 1st game back from the IL...Entered the game as a pinch-hitter in the 8th...**Singled** and eventually scored the Jays' only run...Became the 2nd player in team history with a postseason pinch-hit and a run scored, joining **Ed Sprague** who did so with a homer in Game 2 of the 1992 ALCS vs. OAK.

Bold – career high; Red – league high

Year	Club and League	AVG	G	AB	R	H	2B	3B	HR	RBI	BB	IBB	SO	SB	CS	OBP	SLG	OPS	SH	SF	HBP
2013	GCL Blue Jays (GCL)	.234	34	124	10	29	5	3	2	20	15	1	26	1	0	.319	.371	.690	0	1	1
2014	Bluefield (APP)	.293	53	191	26	56	11	1	4	36	19	0	27	3	2	.358	.424	.782	0	5	3
	Lansing (MID)	.357	12	42	6	15	0	0	2	7	7	0	10	0	0	.449	.500	.949	0	0	0
2015	Dunedin (FSL)	.275	35	131	17	36	5	0	7	28	14	2	28	3	0	.338	.473	.811	0	4	1
2016	New Hampshire (EAS)	.297	124	438	71	130	29	2	23	81	63	4	92	4	3	.387	.530	.917	0	7	6
2017	Buffalo (INT)	.222	122	445	45	99	29	1	6	56	47	3	94	6	1	.295	.333	.628	0	7	2
2018	Buffalo (INT)	.270	112	393	43	106	22	0	13	50	40	2	74	7	4	.340	.425	.765	0	6	5
	TORONTO (AL)	.314	23	70	10	22	9	0	4	14	2	0	21	0	0	.329	.614	.943	0	1	0
2019	Buffalo (INT)	.366	26	93	20	34	9	0	7	21	14	0	25	0	0	.450	.688	1.138	0	1	1
	TORONTO (AL)	.227	111	370	49	84	19	0	21	54	29	3	116	1	1	.293	.449	.742	0	3	7
2020	TORONTO (AL)	.283	35	113	20	32	5	0	8	23	11	1	20	0	1	.346	.540	.886	0	2	1
	Minor Totals	.275	586	2127	274	585	129	7	71	348	243	13	432	26	12	.350	.442	.792	0	34	19
	MAJOR TOTALS	.250	169	553	79	138	33	0	33	91	42	4	157	1	2	.309	.488	.797	0	6	8

WILD CARD RECORD

Year	Club and Opp.	AVG	G	AB	R	H	2B	3B	HR	RBI	BB	IBB	SO	SB	CS	OBP	SLG	OPS	SH	SF	HBP
2020	TOR vs. TB	1.000	1	1	1	1	0	0	0	0	0	0	0	0	0	1.000	1.000	2.000	0	0	0

HOME RUN BREAKDOWN

Total	ONE GAME											
	H	A	2	3	4	GS	LO	XN	IP	PH	RHP	LHP
33	20	13	4	0	0	2	0	1	0	2	27	6

TRANSACTIONS

- Selected by the Toronto Blue Jays in the 30th round of the 2013 First-Year Player Draft
- On injured list (right knee strain) on September 9, 2020 for the remainder of the season



GAME HIGHS

ML Debut	Sept. 5, 2018 vs. TB	Stolen Bases	1 – June 12, 2019 at BAL
Runs	3 – Sept. 18, 2019 at BAL	Last ML Home Run	Sept. 6, 2020 at BOS
Hits	3 – 8x, last: Sept. 6, 2020 at BOS	Longest Hitting Streak	9G – Aug. 30-Sept. 7, 2020
Home Runs	2 – 4x, last: Aug. 26, 2020 vs. BOS	Longest On-Base Streak	10G – 2x, last: Aug. 29-Sept. 7, 2020
RBI	5 – May 21, 2019 vs. BOS	Longest Hitless Streak	14AB – May 23-28, 2019

MILESTONES

Category	Date	Opponent	Pitcher	Notes
Hit	1 Sept. 5, 2018	Tampa Bay	Faria	PH Double
Home Run	1 Sept. 8, 2018	Cleveland	Plutko	1R
Multi-HR Game	1 May 21, 2019	Boston	Rodriguez, Rodriguez	2R, 3R
	2 June 19, 2019	Los Angeles (AL)	Heaney, Bedrosian	3R, 1R
	3 Sept. 25, 2019	Baltimore	Ynoa, Fry	1R, 1R
	4 Aug. 26, 2020	Boston	Brewer, Brewer	1R, 2R
Grand Slam HR	1 April 23, 2019	San Francisco	Watson	8th inning
	2 June 12, 2019	at Baltimore	Castro	5th inning
Extra-Inning HR	1 May 22, 2019	Boston	Hembree	1R, 12th inning
Pinch-hit HR	1 March 31, 2019	Detroit	Jimenez	3R, 8th inning
	2 Sept. 2, 2019	at Atlanta	Soroka	1R, 5th inning
RBI	1 Sept. 5, 2018	Tampa Bay	Faria	PH Double

PROFESSIONAL CAREER:

MINORS:

- Began his pro career in 2013 with the GCL Blue Jays where he drove in 20 runs in 34 games.
- Recorded a hit in 20 consecutive starts from July 8-30, 2014, posting a .385 AVG (30-for-78) with a .442 OBP.
- Hit a combined .299 (35-for-117) with runners in scoring position during the 2015 campaign.
- Was bestowed several honours over the course of the 2015 season, including being named a Midwest League All-Star, three Player of the Week awards (April 27-May 3 and May 11-17 with Class-A Lansing; June 22-28 with Advanced-A Dunden) and was named to the All-Prospect team and named a Rising Star in the Arizona Fall League.
- Was recognized by Baseball America in 2015 as the best hitting prospect in the Midwest League.
- Hit .335 (86-for-257) in 72 games from June through August of 2016 while with Double-A New Hampshire.
- In 75 games batting cleanup in 2016, hit .317 with a .998 OPS with 38 of his 86 hits going for extra bases (20-2B, 18-HR).
- Set several career-highs over the course of his 2016 campaign, including games (124), hits (130), doubles (29), home runs (23), RBI (81), walks (63), strikeouts (92) and slugging (.530)...Ranked 3rd in the Eastern League with a .917 OPS, T-4th in home runs, 6th in RBI, 9th in average (.297) and 10th in doubles.
- Received several awards in 2016, including being named an MLB.com Organization All-Star, a Double-A All-Star by Baseball America, an Eastern League Mid-Season All-Star and an Eastern League Post-Season All-Star.
- Assigned to Triple-A Buffalo at the end of spring training and spent the entire 2017 season there.
- Homered twice in his Triple-A debut on April 8 vs. Scranton/Wilkes-Barre...After that initial game, struggled for much of April, batting .194 in the month...Had his average reach .228 on May 11, only to see it dip to .203 at the start of July and down to .199 at the end of the month...Batted .331 (32-for-103) for the month of August with eight extra-base hits and 14 RBI while drawing 12 walks (.388 OBP, .776 OPS).
- Finished the 2017 season with a line of .222/.295/.333 over 122 games while matching a career high with 29 doubles.
- Posted a .989 fielding percentage while playing exclusively at first base.



2018:

- Among AL rookies in September, ranked 2nd in SLG (.638), 3rd in doubles (9), 4th in OPS (.943), 6th in AVG (.328), T-7th in HR (4) and T-7th in RBI (14).
- Batted .270 (106-for-393) with 22 doubles, 13 home runs and 50 RBI across 112 games for Triple-A Buffalo.
- Called up from the Bisons on Sept. 4 and made his **MLB debut** as a pinch-hitter on Sept. 5 vs. TB...Hit an **RBI double** on the 1st pitch he saw...Became the 7th player in team history to record a hit on his 1st MLB pitch and the 3rd in club history to have a pinch-hit extra-base hit in his 1st MLB PA (**Al Woods** - HR in 1977; **John-Ford Griffin** - 2B in 2005).
- **Doubled** in his first two plate appearances on Sept. 6 vs. CLE to become the 1st player in the live-ball era to have an extra-base hit in his first three MLB plate appearances...Added a **double** in the 8th to also become the 1st player with four XBH in his first five plate appearances...Became the 1st Blue Jay all-time with four extra-base hits in his first two games.
- Doubled **twice** more on Sept. 7 vs. CLE to become the 1st player since 1913 with six XBH in his first eight plate appearances...Became the 1st player with six doubles in his first three MLB games...Became the first rookie with six doubles in any three-game stretch since **Joe DiMaggio** in 1936...Tied an MLB record with six extra-base hits in his first three career games (**Chris Dickerson**: six in 2008).
- Hit his **1st MLB HR** on Sept. 8 vs. CLE, a solo shot off of **Adam Plutko** in the 5th inning...Became the 1st MLB player (since 1913) to record seven XBH in his first four career games...Became the 4th player in the live-ball era to have each of his first seven hits go for extras...Also **singled** for his 8th hit, the most ever by a Blue Jay through his first four MLB games.
- On Sept. 12 at BOS, became the 1st MLB player (since 1913) to record seven **doubles** in his first seven career games...Tied the MLB record with four others with eight extra-base hits in his first seven contests (**Mitchell Page** in 1977, **Alvin Davis** in 1984, **Mark Quinn** in 1999, **Jorge Soler** in 2014).
- Hit his **2nd home run** and his **8th double** while recording his 1st multi-RBI game on Sept. 20 vs. TB...His eight doubles tied **Adam Lind** for most by a Toronto batter in their first 14 MLB games...Gave him 10 XBH, surpassing **Lind** (nine in 2006) for the most by a Blue Jay in his first 14 career contests...Had 10 XBH in his first 40 PA, tying **Taylor Teagarden** (2008) for the most by any player since tracking began in 1913.
- Notched his **3rd homer** and his **9th double** on Sept. 22 vs. TB...His 12 XBH in his first 16 games tied for 4th most by any player since tracking began in 1913, behind only **Joe DiMaggio** (1936), **Chris Dickerson** (2008) and **Trevor Story** (2016), who each had 13...Joined **Jeff Francoeur** (12 in 2005) as the only players since 1913 with 12 XBH in their first 48 PA (courtesy STATS).
- Golted out his **4th home run** on Sept. 28 at TB...Was his 3rd homer vs. Tampa Bay and his 2nd off **Tyler Glasnow** (also Sept. 22)...His 13 XBH tied for the most all-time by a Blue Jay through his first 21 MLB games (**Brett Lawrie** - 2011).

2019:

- Hit .270 (31-for-115) vs. left-handed pitchers and .208 (53-for-255) vs. righties.
- Recorded his 1st career **pinch-hit home run** on March 31 vs. DET as he tied the game, 3-3, in the 8th inning with a three-run blast.
- Belted his **3rd home run** of the season on April 11 at BOS...The 115.2 MPH exit velocity was the highest for a Toronto home run in the Statcast era (since 2015).
- On April 20 at OAK, hit a **three-run homer** in the 4th inning for his 4th long-ball of the year...Added a single and a double for his 3rd career three-hit game.
- Recorded his 1st career **grand slam** on April 23 vs. SF...Became the 9th Blue Jays rookie (10th time) all-time to hit a grand slam (last: **Devon Travis** on May 3, 2015 at CLE) and the 5th youngest Blue Jay all-time to do so (24 years, 38 days)...Marked his 1st career homer off of a LHP and his 1st four-RBI game.
- Hit a **two-run homer** in the 4th inning on May 21 vs. BOS...Added a **three-run blast** in the 5th for his 1st career multi-HR game...Set a career-high with his five-RBI effort...Became the 5th Toronto rookie all-time with at least two home runs and five RBI in a game.
- Notched his 1st career **extra-inning home run** as he tied the game, 5-5, in the 12th inning on May 22 vs. BOS...Was his then team-leading 9th home run of the season...Became the 1st player in franchise history to hit 13 home runs in his first 65 MLB games...His 39 RBI in that span were 3rd most (**Josh Phelps** - 45; **Junior Felix** - 43)...Tied the record for the latest game-tying home run in team history, joining **Tony Fernandez** who did so in the 12th on July 3, 1988 vs. OAK...Homered in back-to-back games for the 1st time in his career.
- Strung together a career-best eight-game hitting streak from May 12-23...Batted .323 (10-for-31) with a pair of doubles and a trio of homers over that stretch.
- His .558 SLG through his first 50 MLB games was the highest by a Blue Jay all-time, while he also tied for 1st with 10 home runs and tied for 2nd with 31 RBI.
- On June 12 at BAL, became the 1st rookie in team history to hit **two grand slams** in the same season (**Glenallen Hill** had one in 1989 and another in 1990 while still within his rookie eligibility)...Became the 28th Blue Jay all-time with multiple slams in the same year (last: **Curtis Granderson** in 2018)...Also nabbed his 1st career stolen base.
- Hit a **three-run blast** and a **solo homer** on June 19 vs. LAA for his 2nd career multi-HR game...Gave him 17 home runs for his career, the most by any Blue Jays batter through his first 85 MLB games (**Fred McGriff** - 16; **Eric Hinske** - 16).
- Optioned to Triple-A Buffalo on July 15 and recalled again on Aug. 13...In 26 games for the Bisons, hit .366 (34-for-93) with 16 extra-base hits and 21 RBI (.688 SLG, 1.138 OPS).
- Tied the game in the 9th inning on Aug. 21 at LAD with his **15th home run** of the year...Was his 7th home run in the 7th inning or later.
- Connected for his **2nd pinch-hit home run** of the season on Sept. 2 at ATL...Became the 3rd rookie in team history with two pinch-hit homers, joining **Al Woods** (1977) and **Jesse Barfield** (1982).
- Hit his **17th home run** on Sept. 3 at ATL...Marked the 2nd time in his career to hit home runs in back-to-back games.
- Recorded his **19th home run** of the season on Sept. 11 vs. BOS, homering in consecutive games for the 3rd time in his career...Surpassed **Jesse Barfield** (18 in 1982) for the 4th most home runs by a Blue Jays rookie in a single season...Marked his 7th homer vs. Boston, the most home runs by any player against the Red Sox in 2019.
- Set two career highs on Sept. 18 at BAL as he drew three walks and scored three runs in the game.
- Belted a **solo home run** on Sept. 25 vs. BAL to become the 4th rookie in team history with a 20+ homer season, joining **Eric Hinske** (24 in 2002), **J.P. Arenchiba** (23 in 2011) and **Fred McGriff** (20 in 1987)...Added another **solo shot** two innings later for his 3rd career multi-HR game, giving him 21 total for the year.
- Reached base in 18 of 40 plate appearances over his last 10 games for a .450 OBP (4-1B, 4-2B, 2 HR, 7BB, HBP).
- Slugged .586 in September, 4th best among AL rookies and 20th among all AL batters.





THORNTON TRENT

57
PITCHER

BIRTHDATE September 30, 1993
 OPENING DAY AGE 27
 BIRTHPLACE Charlotte, NC
 RESIDENCE Charlotte, NC
 TWITTER @Trent_Thornton1

BATS/THROWS R/R
 HEIGHT/WEIGHT 6-0/192
 CONTRACT STATUS signed thru 2021
 M.L. SERVICE 2.000
 OPTIONS USED 0 of 3

PERSONAL:

- Trent Edward Thornton.
- Graduated from Ardrey Kell High School (NC) in 2012.
- Attended the University of North Carolina where he went 22-12 with a 2.82 ERA over 63 games...Was named a freshman All-American by Baseball America, Perfect Game, the NCBWA and Louisville Slugger in 2013, after setting a school freshman record with 12 wins.
- Ranked as Toronto's 15th-best prospect by MLB heading into 2019.
- Participated in the 2020 Blue Jays Winter Tour in Calgary, AB.

LAST SEASON:

- Scattered eight hits over 4.0 innings to allow one run in his 1st start, on July 27 at WAS (2BB/3K).
- Placed on the injured list with right elbow inflammation from Aug. 6-20.
- Came off the IL to start the back half of a doubleheader on Aug. 20 vs. PHI...Was charged with six runs on five hits and one walk (1K) while lasting 0.2 innings, the shortest outing of his career.
- Made his 3rd start of the season after two days of rest on Aug. 23 at TB...Threw a scoreless inning before leaving the game with right elbow inflammation.
- Placed on the injured list for the 2nd time on Aug. 24 with right elbow inflammation, and remained there for the rest of the campaign.
- Underwent right elbow arthroscopy by Dr. Andrews to remove bone spurs on Sept. 1 in Pensacola, FL.

Bold – career high; Red – league high

Year	Club & League	W-L	ERA	G	GS	CG	ShO	SV	IP	H	R	ER	HR	HB	BB	IBB	SO	WP	BK	AVG
2015	Tri-City (NYP)	4-0	3.27	15	12	0	0	0	55.0	62	21	20	2	1	10	0	48	7	1	.286
2016	Lancaster (CAL)	7-4	4.12	17	14	1	1	0	89.2	91	46	41	14	2	16	0	89	10	0	.265
	Corpus Christi (TEX)	3-1	2.35	7	7	0	0	0	46.0	42	12	12	5	0	5	0	35	0	0	.243
2017	Corpus Christi (TEX)	1-2	6.06	4	3	0	0	0	16.1	25	14	11	2	0	0	0	13	1	0	.329
	Fresno (PCL)	8-4	5.09	21	20	0	0	0	115.0	137	71	65	12	5	23	1	88	3	0	.295
2018	Fresno (PCL)	9-8	4.42	24	22	0	0	0	124.1	118	67	61	13	5	31	2	122	4	0	.248
2019	TORONTO (AL)	6-9	4.84	32	29	0	0	0	154.1	156	87	83	24	5	61	0	149	5	0	.259
2020	TORONTO (AL)	0-0	11.12	3	3	0	0	0	5.2	15	7	7	0	0	3	0	6	0	0	.517
Minor Totals		32-19	4.23	88	78	1	1	0	446.1	475	231	210	48	13	85	3	395	25	1	.271
MAJOR TOTALS		6-9	5.06	35	32	0	0	0	160.0	171	94	90	24	5	64	0	155	5	0	.271

TRANSACTIONS

- Selected by the Houston Astros in the 5th round of the 2015 First-Year Player Draft
- Traded to the Toronto Blue Jays in exchange for INF Aledmys Diaz on November 17, 2018
- On injured list (right elbow inflammation) from July 21-31, 2019
- On injured list (right elbow inflammation) from August 6-20, 2020
- On injured list (right elbow inflammation) on August 24, 2020 for the remainder of the season

GAME HIGHS

ML Debut	March 31, 2019 vs. DET	ER Allowed	7 – July 2, 2019 vs. BOS
Innings Pitched:		HR Allowed	3 – 2x, last: Aug. 6, 2019 at TB
Starter	7.0 – May 3, 2019 at TEX	Low Hit CG	None
Reliever	5.0 – 3x, last: Sept. 22, 2019 at NYY	Last Win	Sept. 28, 2019 vs. TB
Walks:		Last Save	None
Starter	5 – 2x, last: May 14, 2019 at SF	Last CG	None
Reliever	1 – 2x, last: Sept. 17, 2019 at BAL	Last Sho	None
Strikeouts:		Last Start	Aug. 23, 2020 at TB
Starter	10 – May 24, 2019 vs. SD	Last Relief App.	Sept. 22, 2019 at NYY
Reliever	7 – Sept. 11, 2019 vs. BOS	Longest Win Streak	2G – Sept. 17, 2019-current
Hits Allowed	11 – July 2, 2019 vs. BOS	Longest Losing Streak	4G – April 12-May 8, 2019
		Scoreless Innings Streak	9.2 – June 11-21, 2019

MILESTONES

Category	Date	Opponent	Notes
Start	1 March 31, 2019	Detroit	ND - 5.0 IP, 2H, 0ER, 0BB, 8K
Win	1 May 14, 2019	at San Francisco	5.2 IP, 3H, 2ER, 1HR, 5BB, 7K
10+ Strikeout Games			
	1 May 24, 2019	San Diego	10 strikeouts



PROFESSIONAL CAREER:

MINORS:

- Began his pro career in 2015 with Class-A Tri-City where he went 4-0 with a 3.27 ERA (20 ER/55.0 IP).
- Started 2016 with Advanced-A Lancaster and posted a 4.12 ERA (41 ER/89.2 IP) while going 7-4 with 89 strikeouts and 16 walks over 17 games (14 starts).
- Was promoted to Double-A Corpus Christi in July and went 3-1 with a 2.35 ERA (12 ER/46.0 IP) while recording five walks and 35 strikeouts (.243 OBA).
- Made four appearances (three starts) with Corpus Christi to start 2017...Made the jump to Triple-A Fresno at the end of April and pitched 6.0 innings of one-run ball in his debut.
- Over 21 games (20 starts) for the Grizzlies to round out his 2017 campaign, went 8-4 with a 5.09 ERA (65 ER/115.0 IP) and 88 strikeouts (23 walks)...His 1.80 BB/9 ratio ranked 2nd best in the PCL.
- Spent the entire 2018 campaign with Triple-A Fresno.
- Went 9-8 with a 4.42 ERA over 24 games (22 starts) while striking out 122 batters (31 walks) over 124.1 innings en route to a career-best opponents' batting average of .248 (1.20 WHIP).
- Earned PCL Pitcher of the Week on June 17 (1GS, 8.0 IP, 1H, 2BB, 3K).
- Struck out a career-high 11 batters over six innings on June 29 at Sacramento (4H, 4ER, 1BB).
- Earned the win in both of his postseason starts, combining for a 1.64 ERA (2 ER/11.0 IP) with 13 hits, four walks and 14 strikeouts.
- Played for Scottsdale in the Arizona Fall League...Posted a 4.02 ERA (7 ER/15.2 IP) with 20 strikeouts and four walks across nine relief appearances...Was named to the AFL Rising Stars Team.
- Was acquired from Houston in exchange for INF **Aledmys Diaz** on November 17 and added to Toronto's 40-man roster to protect him from the Rule 5 Draft.

2019:

- Led the team in starts (29), innings (154.1) and strikeouts (149).
- Led AL rookies with 149 strikeouts (4th among MLB rookies)...His 8.69 SO/9 led all MLB rookies (min. 150 IP) and was 8th highest by any pitcher in club history...His 149 K's were the 2nd most in a season by a Blue Jays rookie all-time (**Mark Eichhorn** - 166 in 1986).
- His 29 starts were the most by a Toronto rookie since **Ricky Romero's** 29 starts in 2009...His 10 starts of 1-or-0 ER were the 2nd most ever by a Blue Jays rookie (**Juan Guzman** - 12 in 1991).
- Held a 5.56 ERA (48 ER/77.2 IP) vs. AL East opponents and a 4.11 ERA (35 ER/76.2 IP) vs. all others.
- Made his **MLB debut** on March 31 vs. DET...**Fanned Nicholas Castellanos** in the 1st inning for his 1st strikeout en route to striking out the side...Struck out the next batter in the 2nd inning, becoming the 1st starter in team history to record his first four MLB outs as **strikeouts**...With his **punch-out** of **Mikie Mahtook** in the 5th, set the record for most strikeouts by a Blue Jays pitcher in their MLB debut as he finished with two hits allowed over 5.0 innings, eight strikeouts and no walks...Became the 2nd pitcher in MLB history with 8+ strikeouts, no runs, no walks and less than two hits allowed in an MLB debut (**Nick Kingham** on April 29, 2018 vs. STL - 1H, 9K)...Retired all 11 right-handed hitters...Became the 46th player in team history to make his MLB debut as a starter (last: **Sean Reid-Foley** on Aug. 13, 2018 at KC).
- Recorded **seven K's** on April 5 at CLE, setting a team record with 15 strikeouts in his first two games (**Roy Halladay** - 13 in 1998)...Went 5.2 innings with three hits and two runs allowed...Became the first starting pitcher since Boston's **Eduardo Rodriguez** in 2015 to go 5+ IP with three-or-fewer hits and at least 7 strikeouts in each of his first two MLB starts.
- Took his 1st career loss on April 12 vs. TB as he allowed five runs on eight hits over 3.0+ innings (3HR, 2BB, 3K).
- Was given a no-decision on April 28 vs. OAK as he gave up one run on two hits over 5.0 innings...Recorded seven strikeouts but walked five batters - the most walks in his professional career.
- Made his longest scoreless start on May 3 at TEX, tossing 7.0 innings of one-hit ball (2BB, 5K)...The Jays eventually won, 1-0, in 12 innings.
- Earned his 1st win on May 14 at SF with three hits and two runs allowed over 5.2 innings (5BB, 7K)...Had gone winless through his first eight starts, tied with **Ty Taubenheim** (2006-2007) for 2nd most all-time to start a Blue Jays career, one back of **Paul Menhart** in 1995 (*courtesy STATS*)...Went 2-for-3 at the plate and scored twice, becoming the 3rd pitcher in team history to record a hit in his 1st game with a plate appearance, joining **Woody Williams** (June 13, 1997 at PHI) and **Chris Michalak** (June 17, 2001 at MON)...Became the 4th pitcher in franchise history with two hits in a game, joining **Roy Halladay**, **Drew Hutchison** and **J.A. Happ**.
- Struck out a career-high **10 batters** on May 24 vs. SD...Allowed three runs on four hits and three walks while hurling a career-high 112 pitches (62 strikes)...His 60 K's tied for 2nd most all-time by a Blue Jays pitcher in his first 11 MLB games (**Ricky Romero** - 61; **Marc Rzepczynski** - 60).
- Earned his 2nd career W on June 16 at HOU as he tossed 6.2 scoreless innings (6H, 3BB, 7K) on Father's Day with his dad in attendance...Had 11 runs of support in the game, after receiving just 23 in his prior 14 starts combined.
- Allowed a career-high seven runs on a career-high 11 hits in 2.2 innings of work on July 2 vs. BOS (1BB, 1K).
- Picked up his 1st home win on July 7 vs. BAL with 6.0 scoreless innings (3H, 0BB, 5K)...Tied **Roy Halladay** and **Drew Hutchison** for a team record with four scoreless starts within his first 19 games.
- His 97 K's were the most by a Toronto rookie before the All-Star break all-time, ahead of **Mark Eichhorn** (82 in 1986)...His 9.22 SO/9 before the All-Star break was 5th highest in team history (min. 90 IP).
- Had his shortest career outing on July 15 at BOS as he gave up five runs over 1.1 innings pitched (5H, 3BB, 0K).
- Pulled after a rain delay on July 20 at DET, having tossed 3.0+ innings (4ER, 1BB, 3K)...Reached 100 strikeouts in 21 games, 3rd fastest in team history (**Juan Guzman** - 20; **Drew Hutchison** - 20).
- Landed on the injured list with right elbow inflammation from July 21-31.
- Returned from the IL for his start on Aug. 1 at BAL and gave up a lone run on five hits over 6.0 innings (0BB, 2K) for his 4th win and his 7th quality start.
- Took a tough-luck loss as the Jays fell, 1-0, on Aug. 11 vs. NYY...Retired the first 12 batters he faced and finished with six K's and one earned run over 6.0 innings (3H, 1BB).
- Made his 1st career relief appearance on Sept. 11 vs. BOS and earned the win with **5.0 hitless innings**, including one walk and seven strikeouts...The seven K's tied for 5th most in a relief appearance in team history...Joined **Roy Lee Jackson** (5.0 IP on Sept. 28, 1982 vs. MIN) as the only Blue Jays to throw 5.0+ hitless innings of relief.
- Made his 2nd relief appearance on Sept. 17 at BAL and threw 5.0 innings of one-run ball (3H, 1BB, 4K).
- Allowed four runs over 5.0 innings of relief on Sept. 22 at NYY (5H, 1HR, 0BB, 3K)...Became the 1st pitcher in team history with three consecutive relief appearances of 5.0+ IP (eight players - 2G).
- Made his final start on Sept. 28 vs. TB and threw 5.0 scoreless innings with just one hit (4BB, 8K)...Was his 6th outing of 5+ innings and no runs, tying **Drew Hutchison** for the most ever by a Toronto pitcher in his first 32 career games.





TICE TY

60 PITCHER

BIRTHDATE July 4, 1996
 OPENING DAY AGE 24
 BIRTHPLACE Prairie Grove, AR
 RESIDENCE Prairie Grove, AR
 TWITTER NA

BATS/THROWS R/R
 HEIGHT/WEIGHT 5-9/185
 CONTRACT STATUS signed thru 2021
 M.L. SERVICE 0.000
 OPTIONS USED 0 of 3

PERSONAL:

- Ty Christian Tice.
- Married to Katelyn.
- Attended Prairie Grove High School in his hometown of Prairie Grove, AR, and played baseball, basketball and football.
- Went on to the pitch at the University of Central Arkansas.

LAST SEASON:

- Invited to Major League Spring Training and allowed two runs over five outings (4.2 IP).
- Was part of Toronto's 60-player pool for Summer Camp at Rogers Centre and spent the regular season at the club's alternate training site in Rochester, NY.
- Added to Toronto's 40-man roster after the season to protect him from the Rule 5 Draft.

Bold – career high; Red – league high

Year	Club & League	W-L	ERA	G	GS	CG	ShO	SV	IP	H	R	ER	HR	HB	BB	IBB	SO	WP	BK	AVG
2017	Bluefield (APP)	1-1	1.05	23	0	0	0	12	25.2	18	7	3	2	0	11	0	35	0	0	.189
2018	Lansing (MID)	1-1	0.00	10	0	0	0	5	9.0	5	1	0	0	0	3	0	12	1	0	.161
	Dunedin (FSL)	6-6	2.70	34	0	0	0	3	50.0	39	20	15	3	1	21	3	44	5	0	.220
2019	New Hampshire (EAS)	1-3	1.09	20	0	0	0	4	24.2	13	9	3	0	1	8	0	23	2	0	.141
	Buffalo (INT)	2-1	3.27	26	0	0	0	4	33.0	30	14	12	2	1	21	1	41	4	1	.236
Minor Totals		11-12	2.09	113	0	0	0	28	142.1	105	51	33	7	3	64	4	155	12	1	.201

TRANSACTIONS

- Selected by the Toronto Blue Jays in the 16th round of the 2017 First-Year Player Draft

PROFESSIONAL CAREER:

MINORS:

- Started his pro career in 2017 with Rookie-level Bluefield...Posted a 1.05 ERA across 23 relief appearances while picking up 12 saves.
- Was named an Appalachian League Post-Season All-Star.
- Pitched in 10 games without allowing a run for Class-A Lansing to start his 2018 campaign.
- Joined Advanced-A Dunedin for a game in April and then returned on May 15 for the rest of the season...Kept a 2.70 ERA and a 1.20 WHIP in 34 appearances while with the D-Jays.
- Started the 2019 season with Double-A New Hampshire and posted a 1.09 ERA and a 0.85 WHIP in 20 relief appearances.
- Promoted to Triple-A Buffalo on June 13.
- Went 2-1 with a 3.27 ERA in 26 outings for the Bisons, striking out 41 batters over 33.0 innings.
- Has compiled a 2.09 ERA and a 1.19 WHIP in 113 career Minor League outings.

DOME DOUBLEHEADERS

Since moving into the SkyDome on June 3, 1989, the Jays have played three doubleheaders at the venue:

- Won 6-4 and 5-4 on July 17, 1989 vs. CAL
- Took both games by scores of 5-0 and 4-3 on Oct. 5, 2001 vs. CLE
- Swept another doubleheader on April 7, 2018 vs. KC, winning 11-3 and 5-4





NON-ROSTER

UREÑA RICHARD

6

INFIELDER

BIRTHDATE February 26, 1996
 OPENING DAY AGE 25
 BIRTHPLACE San Francisco De Macoris, D.R.
 RESIDENCE San Francisco De Macoris, D.R.
 TWITTER @RichardUrena_

BATS/THROWS S/R
 HEIGHT/WEIGHT 6-0/200
 CONTRACT STATUS signed thru 2021
 M.L. SERVICE 0.156
 OPTIONS USED 3 of 3

PERSONAL:

- Richard Ureña Castillo.
- Originally signed as an international free agent by the Blue Jays in 2012.
- Ranked 4th in Major League Baseball's 2017 Top 30 Blue Jays prospects list, and 94th on the Top 100 MLB prospects list.
- Ranked as the Blue Jays' 9th-best prospect by Baseball America entering 2018 (10th by MLB).

LAST SEASON:

- Claimed off waivers by the Orioles in January.
- Played in 11 Spring Training games for Baltimore, batting .143 with one home run.
- Spent the regular season working out at home in San Francisco De Macoris.

Bold – career high; Red – league high

Year	Club and League	AVG	G	AB	R	H	2B	3B	HR	RBI	BB	IBB	SO	SB	CS	OBP	SLG	OPS	SH	SF	HBP
2013	DSL Blue Jays (DSL)	.296	64	243	45	72	19	2	1	35	30	0	43	9	5	.381	.403	.784	2	1	4
	GCL Blue Jays (GCL)	.333	7	27	3	9	2	0	0	3	3	0	6	0	0	.400	.407	.807	1	0	0
2014	Bluefield (APP)	.318	53	217	35	69	15	2	2	20	16	0	51	5	4	.363	.433	.796	2	1	0
	Vancouver (NOR)	.242	9	33	3	8	2	1	0	5	3	0	5	1	0	.297	.364	.661	0	1	0
2015	Lansing (MID)	.266	91	384	62	102	13	4	15	58	13	0	84	5	5	.289	.438	.727	3	6	2
	Dunedin (FSL)	.250	30	124	9	31	3	1	1	8	3	0	26	3	1	.268	.315	.583	1	0	0
2016	Dunedin (FSL)	.305	97	394	52	120	18	7	8	41	25	2	64	9	6	.351	.447	.798	6	2	4
	New Hampshire (EAS)	.266	30	124	14	33	6	5	0	18	4	0	19	0	2	.282	.395	.677	1	3	0
2017	New Hampshire (EAS)	.247	129	510	44	126	36	3	5	60	30	2	100	0	1	.286	.359	.645	3	7	1
	TORONTO (AL)	.206	21	68	6	14	4	0	1	4	6	0	28	1	0	.270	.309	.579	1	0	0
2018	Dunedin (FSL)	.148	7	27	2	4	0	0	0	2	1	0	6	0	0	.172	.148	.320	0	1	0
	Buffalo (INT)	.216	65	250	28	54	11	3	5	29	12	1	48	2	3	.250	.344	.594	4	2	0
	TORONTO (AL)	.293	40	99	10	29	4	0	1	6	7	0	32	2	1	.340	.364	.704	2	0	0
2019	Buffalo (INT)	.274	98	369	43	101	18	4	6	52	23	1	85	3	2	.314	.393	.707	4	5	1
	TORONTO (AL)	.243	30	74	4	18	6	0	0	4	2	0	23	0	0	.273	.324	.597	3	0	1
Minor Totals		.270	680	2702	340	729	143	32	43	331	163	6	537	37	29	.311	.394	.705	27	29	12
MAJOR TOTALS		.253	91	241	20	61	14	0	2	14	15	0	83	3	1	.300	.336	.636	6	0	1

HOME RUN BREAKDOWN

Total	ONE GAME											
	H	A	2	3	4	GS	LO	XN	IP	PH	RHP	LHP
2	1	1	0	0	0	0	0	0	0	0	1	1

TRANSACTIONS

- Signed by the Toronto Blue Jays on July 3, 2012
- Claimed off waivers by Baltimore Orioles on January 10, 2020
- Signed by the Toronto Blue Jays on December 18, 2020

GAME HIGHS

ML Debut	Sept. 1, 2017 at BAL	Stolen Bases	2 – Sept. 28, 2018 at TB
Runs	2 – Sept. 8, 2017 vs. DET	Last ML Home Run	May 16, 2018 at NYM
Hits	3 – 4x, last: March 31, 2019 vs. DET	Longest Hitting Streak	6G – 2x, last: Sep. 30, 2018-Apr. 5, 2020
Home Runs	1 – 2x, last: May 16, 2018 at NYM	Longest On-Base Streak	6G – 2x, last: Sep. 30, 2018-Apr. 5, 2020
RBI	3 – May 16, 2018 at NYM	Longest Hitless Streak	18AB – Sept. 13-17, 2017

MILESTONES

Category	Date	Opponent	Pitcher	Notes
Hit	1 Sept. 1, 2017	at Baltimore	Castro	2B, 1st MLB PA
Home Run	1 Sept. 8, 2017	Detroit	Wilson	1R
RBI	1 Sept. 8, 2017	Detroit	Wilson	HR, 1R
Stolen Base	1 Sept. 5, 2017	at Boston	Abad C-Leon	2nd base



PROFESSIONAL CAREER:

MINORS:

- Had a career-high 25-game hitting streak for Rookie-level Bluefield from July 4-August 2, 2014, posting a .361 average (39-for-108) over those contests with a .410 OBP and .920 OPS.
- Was selected as the 2014 Webster Award winner for Bluefield...In 53 games that season, he hit .318/.363/.433 with 15 doubles, two triples, two home runs, 35 runs scored, 20 RBI and five stolen bases.
- Was named as a 2014 Post-Season All-Star in the Appalachian League after finishing T-4th in the league in hits (69), 5th in average (.318), T-7th in doubles (15) and T-9th in total bases (94).
- His 15 home runs in 2015 were the most on Class-A Lansing and ranked 3rd in the Midwest League, despite playing in only 91 games (also played 30 games for Advanced-A Dunedin).
- Was named a 2015 Midwest League All-Star and went 1-for-2 with a run coming off of the bench in the game.
- Got invited to Major League spring training on January 12, 2016 and later reassigned to Minor League camp on March 12... Was assigned to Dunedin to open the 2016 season.
- Recorded his 1st career five-hit game on July 9, 2016 which gave him 91 hits on the season, raising his batting average to .292 and tying him with **Scott Kingery** for 1st place in the Florida State League.
- Promoted to the Double-A New Hampshire Fisher Cats on Aug. 3, 2016 and had three hits in his debut that day.
- On Aug. 10, 2016, hit three triples against the Bowie Baysox which set a Fisher Cats single-game record.
- The Blue Jays added him to their 40-man roster following the season to protect him from the Rule 5 Draft.

2017:

- Hit .247 over 129 games for Double-A New Hampshire, including a career-high 36 doubles, three triples, five homers and 60 RBI.
- Was called up with roster expansion on Sept. 1...Made his **MLB debut** that night in Baltimore, coming in as a replacement at shortstop in the 9th inning...Hit a 12th-inning double in his only at-bat, becoming the first Blue Jay to collect a hit in his first plate appearance since **Moises Sierra** singled on July 31, 2012 at SEA...He also became the first rookie with an XBH in his first PA since **J.P. Arcencibia's** home run on Aug. 7, 2010 vs. TB.
- Drew three walks in a game on Sept. 4 at BAL, the 16th Toronto rookie to do so.
- Stole his 1st base in the 17th inning on Sept. 5 at BOS, his 3rd MLB game (had no steals in 129 games for New Hampshire in 2017).
- Connected for his 1st career home run on Sept. 8 vs. DET...Marked the first homer by a Toronto rookie shortstop since **Adeiny Hechavarria** hit one on Aug. 28, 2012 at NYY.
- Hit a walk-off single in the 9th inning on Sept. 12 vs. BAL to become the 25th Toronto rookie with a walk-off hit (last: **Kevin Pillar** on June 9, 2014 vs. MIN)...Went 3-for-5 for his 1st career three-hit game.

2018:

- Set career highs with 29 hits, 10 runs, six RBI and seven walks.
- Batted .293 (29-for-99) across his 40 games with the Blue Jays, including a four doubles and a homer.
- Among AL rookies with at least 100 PA, ranked 4th in AVG (.293) and 7th in OBP (.340).
- Recalled from Triple-A Buffalo on May 4, May 8, July 20, Aug. 7 and Sept. 4.
- Homered in his only at-bat on May 16 at NYM, a [three-run shot](#)...Marked the 2nd home run of his career (also Sept. 8, 2017 vs. DET) and his 1st multi-RBI game.
- Made his 1st career start at third base on Aug. 10 vs. TB, his first action there since 2014 while with the Class-A (short) Vancouver Canadians.
- Stole a pair of bases for his 1st career multi-steal game on Sept. 28 at TB.
- Had three multi-hit games and a pair of three-hit performances in his final eight games of the season while batting .423 (11-for-26) with a trio of walks for a .483 OBP.

2019:

- Played five different positions, including pitcher and left field for the 1st time in his career (also 2B, 3B, SS).
- Went 10-for-30 (.333) in the 7th inning or later.
- Made five separate stints up with the Blue Jays.
- Batted .274 (101-for-369) in 98 games for the Bisons (18-2B, 4-3B, 6 HR, 52 RBI).
- Tied a career high with a [three-hit game](#) (4th time) on March 31 vs. DET...Included a pair of doubles for his 1st career multi-XBH game.
- Had a six-game hitting streak snapped on April 7 at CLE, which tied for his career best (also Sept. 8-13, 2017).
- Pitched for the 1st time in his career on Aug. 20 at LAD (1.0 IP, 4H, 4ER, 1HR, 1BB, 0K)...Became the 13th position player in team history to pitch.





VALERA BREYVIC

74

INFIELDER

BIRTHDATE January 8, 1992
 OPENING DAY AGE 29
 BIRTHPLACE Montalban, Venezuela
 RESIDENCE Montalban, Venezuela
 TWITTER NA

BATS/THROWS S/R
 HEIGHT/WEIGHT 5-11/180
 CONTRACT STATUS signed thru 2021
 M.L. SERVICE 0.121
 OPTIONS USED 3 of 3

PERSONAL:

- Breyvic Jose Valera...Pronounced BRAY-vick Vah-lair-ah.
- Signed as an international free agent by the St. Louis Cardinals on May 16, 2010.
- Rated by Baseball America as the Best Defensive Second Baseman in the Florida State League in 2014.

LAST SEASON:

- In a unique, pandemic-shortened season, began his year in the Blue Jays' organization but was claimed on waivers by the Padres on Feb. 12.
- Unable to report to his new club, Toronto reclaimed him on waivers from San Diego on July 1.
- Still forced to remain in his home country of Venezuela, the Blue Jays placed him on the restricted list on July 21 for the remainder of the year.
- Played 39 games in the Venezuelan Winter League and batted .333 (45-for-135).

Bold – career high; Red – league high

Year	Club and League	AVG	G	AB	R	H	2B	3B	HR	RBI	BB	IBB	SO	SB	CS	OBP	SLG	OPS	SF	SH	HBP
2010	VSL Cardinals (VSL)	.325	60	212	40	69	16	6	1	22	24	0	15	10	3	.402	.472	.874	3	4	5
2011	GCL Cardinals (GCL)	.255	28	110	23	28	5	2	1	13	10	0	17	7	1	.328	.364	.692	2	0	3
	Johnson City (APP)	.397	19	73	16	29	4	1	0	8	5	0	9	7	5	.430	.479	.909	1	0	0
2012	Batavia (NYP)	.316	69	282	39	89	18	4	1	33	18	0	27	10	6	.359	.418	.777	2	1	2
	Springfield (TEX)	.200	3	5	2	1	0	0	0	1	0	0	0	0	0	.200	.200	.400	0	0	0
2013	Peoria (MID)	.309	128	515	71	159	18	6	0	48	40	0	30	13	7	.358	.367	.725	2	4	1
2014	Palm Beach (FSL)	.333	73	294	35	98	8	4	0	37	25	0	13	13	10	.385	.388	.773	2	1	1
	Springfield (TEX)	.286	59	227	31	65	8	2	0	20	15	0	22	4	5	.329	.339	.668	1	4	0
2015	Palm Beach (FSL)	.353	14	51	9	18	3	1	0	7	11	0	2	0	3	.468	.451	.919	0	0	0
	Springfield (TEX)	.236	105	360	37	85	9	2	3	31	34	0	27	2	4	.301	.297	.598	4	2	1
2016	Springfield (TEX)	.258	52	178	16	46	5	1	0	12	9	0	18	3	1	.289	.298	.587	3	2	0
	Memphis (PCL)	.341	73	217	32	74	14	1	0	31	31	1	22	8	4	.417	.415	.832	5	3	1
2017	Memphis (PCL)	.314	117	424	68	133	22	6	8	41	38	1	34	11	11	.368	.450	.818	4	3	1
	ST. LOUIS (NL)	.100	5	10	0	1	0	0	0	0	1	0	0	0	0	.182	.100	.282	0	0	0
2018	Oklahoma City (PCL)	.284	56	201	36	57	8	2	6	25	21	1	20	4	6	.350	.433	.783	1	0	0
	Norfolk (INT)	.229	38	140	14	32	6	2	3	14	16	0	14	3	2	.310	.364	.674	1	2	1
	LOS ANGELES (NL)	.172	20	29	4	5	0	0	0	4	4	0	4	0	0	.273	.172	.445	0	1	0
	BALTIMORE (AL)	.286	12	35	4	10	0	1	0	4	3	0	9	1	0	.325	.343	.668	2	1	0
2019	Sacramento (PCL)	.257	24	74	10	19	3	0	1	7	16	0	10	2	1	.396	.338	.734	1	0	1
	Scranton/W-B (INT)	.315	83	305	44	96	18	2	13	49	34	2	34	8	6	.388	.515	.903	5	1	3
	NEW YORK (AL)	.219	12	32	5	7	1	1	0	3	4	0	5	0	0	.324	.313	.637	0	0	1
	TORONTO (AL)	.267	5	15	2	4	1	0	1	3	0	0	2	0	0	.267	.533	.800	0	0	0
	Minor Totals	.299	1001	3668	523	1098	165	42	37	399	347	5	314	105	75	.360	.397	.758	32	32	20
	MAJOR TOTALS	.223	54	121	15	27	2	2	1	14	12	0	20	1	0	.294	.298	.592	2	2	1

HOME RUN BREAKDOWN

Total	ONE GAME											
	H	A	2	3	4	GS	LO	XN	IP	PH	RHP	LHP
1	1	0	0	0	0	0	0	0	0	0	1	0

TRANSACTIONS

- Signed by the St. Louis Cardinals on May 16, 2010
- Traded to the Los Angeles Dodgers in exchange for OF Johan Mieses on April 1, 2018
- Traded to the Baltimore Orioles along with INF Rylan Bannon, OF Yusniel Diaz, RHP Dean Kremer and RHP Zach Pop in exchange for INF Manny Machado on July 18, 2018
- Traded to the San Francisco Giants in exchange for cash considerations on January 5, 2019
- Claimed off waivers by the New York Yankees on May 12, 2019
- Claimed off waivers by the Toronto Blue Jays on September 20, 2019
- Claimed off waivers by the San Diego Padres on February 12, 2020
- Claimed off waivers by the Toronto Blue Jays on July 1, 2020



GAME HIGHS

ML Debut	September 5, 2017 at SD	Stolen Bases	1 - Sept. 11, 2018 vs. OAK
Runs	2 – 2x, last: Sept. 29, 2019 vs. TB	Last ML Home Run	Sept. 29, 2019
Hits	3 – Sept. 29, 2019 vs. TB	Longest Hitting Streak	6G – Sept. 22, 2018-Aug. 5, 2019
Home Runs	1 – Sept. 29, 2019 vs. TB	Longest On-Base Streak	6G – Sept. 22, 2018-Aug. 5, 2019
RBI	3 – June 2, 2018 at COL	Longest Hitless Streak	11AB – Sept. 23, 2017-May 30, 2018

MILESTONES

Category	Date	Opponent	Pitcher	Notes
Hit	1 Sept. 7, 2017	at San Diego	Stammen	PH-1B
Home Run	1 Sept. 29, 2019	Tampa Bay	Chirinos	1R
RBI	1 June 2, 2018	at Colorado	Márquez	Single
Stolen Base	1 Sept. 11, 2018	Oakland	Trivino	2nd base
			C-Lucroy	

PROFESSIONAL CAREER:

MINORS:

- In 2011, ranked 5th among Cardinals minor leaguers with a .311 batting average...Hit .318 and stole three bases in eight games during the Appalachian League playoffs as the Cardinals won the league championship.
- Named a NY-Penn League Mid-Season All-Star in 2012...Ranked among NYPL leaders in batting (.316, 5th), at-bats (282, 5th), hits (89, T-2nd), total bases (118, 2nd) and was the toughest to strike out (11.30 AB/SO).
- Tabbed for the Midwest League Mid-Season All-Star squad in 2013...Scored a career-best 71 runs...Was toughest to strikeout in the league (18.73 PA/SO)...Ranked 5th in the MWL in batting (.309), T-6th in runs (71) and T-5th in at-bats (515).
- In 2014, led all Cardinals minor leaguers with 163 hits...Started at third base in the Florida State League All-Star Game in Bradenton for the South squad...Set single-season highs in hits (163), RBI (57) and stolen bases (17), while tying his career highs in triples (6) and walks (40).
- After the season, played in 12 games for Peoria in the Arizona Fall League, batting .333 (13-39) with five RBI...Named the "Best Defensive Second Baseman" in the Florida State League by Baseball America.
- Was the toughest to strike out in the Texas League in 2015 (14.85 TPA/SO)...Struck out 27 times against 34 walks.
- Played at six defensive positions in 2016 (47G at 2B, 41G at SS, 21G at 3B, 13G in RF, 8G in LF, 2G in CF)...Named Most Valuable Player of the Venezuelan Winter League while playing for Bravos de Margarita...Led the VWL in hits (78), slugging (.566) and total bases (124), co-led in triples (6), ranked second in PA/SO (13.83) and stolen bases (11), tied for second in runs scored (40), third in on-base percentage (.418) and fifth in average (.356).

2017:


- Purchased from Triple-A Memphis on September 5 and made his **MLB debut** that night at San Diego, starting at second base...Had played in 800 Minor League games before his 1st MLB game.
- Recorded 1st hit on September 7 at SD with a pinch-hit single off **Craig Stammen** in the 7th inning.
- Led Memphis in batting average (.314), hits (133) and triples (6)...Was the toughest to strike out in the Pacific Coast League with one strikeout/13.82 total plate appearances...Named PCL Player of the Week for July 31-August 6, batting .517 with four doubles, two home runs and seven RBI, including five multi-hit games with three consecutive three-hit games...Had a team-high 26-game on-base streak (July 30-August 29), posting a .415 OBP during the stretch, ranked 12th-longest in the PCL.
- Batted .238 with two doubles and two walks over five games in the Pacific Coast League playoffs.
- Played in 27 games for the Bravos de Margarita of the Venezuelan Winter League, batting .258 with a .391 OBP.

2018:

- Played for the Dodgers and Orioles and both of their Triple-A affiliates in what was his 9th professional season.
- Combined for a .234 batting average with eight RBI in 32 games at the MLB level.
- Started the year in the Cardinals' system before being dealt to the Dodgers on March 31 in exchange for **Johan Mieses**...Was assigned to Triple-A Oklahoma to start the season.
- Appeared in 20 games for the Dodgers, slashing .172/.273/.172 (5-for-29) with four RBI.
- Acquired by Baltimore along with four players in exchange for **Manny Machado** on July 18 and optioned to Triple-A Norfolk.
- Was a September 1 call-up for Baltimore and hit .286 with four RBI in 12 games.

2019:

- Acquired by the San Francisco Giants on January 5.
- Hit .257 in 24 games for Triple-A Sacramento (3-2B, 1 HR, 7 RBI).
- Designated for assignment on May 5 and claimed off waivers by the Yankees on May 12.
- Made four stints with the Yankees, batting .219 (7-for-32) with a double, a triple and three RBI across 12 games.
- Played 83 games for Triple-A Scranton/WB and hit .315 (96-for-305) with a .903 OPS.
- Claimed off waivers by the Blue Jays on Sept. 20.
- Went 4-for-15 (.267) in his five games with the Blue Jays.
- Connected for his **1st career home run** on Sept. 29 vs. TB, a solo shot off of **Yonny Chirinos** in the 6th inning...Also singled and doubled for his 1st career three-hit game and his 1st career multi-XB game.



NON-ROSTER

VAN EYK

CJ

94

PITCHER

BIRTHDATE September 15, 1998
 OPENING DAY AGE 22
 BIRTHPLACE Tampa, FL
 RESIDENCE Tampa, FL
 TWITTER @cjvaneyk17

BATS/THROWS R/R
 HEIGHT/WEIGHT 6-1/200
 CONTRACT STATUS signed thru 2021
 M.L. SERVICE 0.000
 OPTIONS USED 0 of 3

PERSONAL:

- Cornelius Johannes Van Eyk.
- Went to George M. Steinbrenner High School in Lutz, FL.
- Originally selected by the Mets in the 19th round of the 2017 draft but did not sign.
- Attended Florida State University where he went 18-5 with a 3.21 ERA (63 ER/176.2 IP) and a 1.27 WHIP across three seasons...Named to the 2018 ACC All-Freshman Team and was also named to the 2019 Third Team All-ACC.

LAST SEASON:

- Named a preseason All-American and a semifinalist for the AAU Sullivan Award, given to the nation's top amateur athlete and the only baseball player to be recognized.
- Made four starts for Florida State in the shortened college season.
- Allowed three earned runs and 11 hits while striking out 25 batters over 20.2 innings for 1.31 ERA and a 1.11 WHIP.
- Struck out a season-high eight batters against Niagara on Opening Day (Feb. 28).
- Spent the summer months working out at Saddlebrook Resort & Spa in north Tampa...He was joined there by his high-school teammate, **P.K. Morris**, who was drafted by Toronto in the 14th round in 2017.

Bold – career high; Red – league high

Year	Club & League	W-L	ERA	G	GS	CG	SHO	SV	IP	H	R	ER	HR	HB	BB	IBB	SO	WP	BK	AVG
2018	Florida State U (ACC)	7-0	2.86	19	5	0	0	2	56.2	42	19	18	4	5	30	0	71	2	1	--
2019	Florida State U (ACC)	10-4	3.81	18	18	0	0	0	99.1	89	46	42	9	7	41	0	129	6	1	--
2020	Florida State U (ACC)	1-1	1.31	4	4	0	0	0	20.2	11	4	3	0	3	12	0	25	2	0	--
NCAA Totals		8-5	3.21	41	27	0	0	2	176.2	142	69	63	13	15	83	0	225	15	2	--

TRANSACTIONS

- Selected by the Toronto Blue Jays in the 2nd round of the 2020 First-Year Player Draft

2-0 in WORLD SERIES PLAY

In 1993 the Toronto Blue Jays won the World Series and became just the 4th team in history to go undefeated in their first two trips to the Fall Classic.

1903, 1912 Boston Red Sox
 1906, 1917 Chicago White Sox
 1920, 1948 Cleveland Indians
1992, 1993 Toronto Blue Jays
 1997, 2003 Florida Marlins





WAGUESPACK

JACOB

62
PITCHER

BIRTHDATE November 5, 1993
 OPENING DAY AGE 26
 BIRTHPLACE Prairieville, LA
 RESIDENCE Prairieville, LA
 TWITTER @jacobwag15

BATS/THROWS R/R
 HEIGHT/WEIGHT 6-6/235
 CONTRACT STATUS signed thru 2020
 M.L. SERVICE 1.105
 OPTIONS USED 1 of 3

PERSONAL:

- Jacob Daniel Waguespack.
- Attended Dutchtown High School in Geismar, LA.
- Originally selected in the 37th round by the Pittsburgh Pirates in the 2012 draft but went to the University of Mississippi in Oxford instead.
- After going undrafted in 2015, signed a Minor League deal with the Philadelphia Phillies on June 22.
- Finished his degree in managerial finance at Ole Miss in December of 2018.

LAST SEASON:

- Pitched in 11 games exclusively as a reliever.
- Recalled from the alternate training site on five occasions.
- Did not allow a run in his first four outings but allowed at least one in each of his last seven games.
- Landed on the injured list with a left back strain from Sept. 17 until the end of the season.

Bold – career high; Red – league high

Year	Club & League	W-L	ERA	G	GS	CG	ShO	SV	IP	H	R	ER	HR	HB	BB	IBB	SO	WP	BK	AVG
2015	GCL Phillies (GCL)	0-0	7.94	4	0	0	0	0	5.2	9	5	5	0	0	1	0	7	1	0	.375
	Williamsport (NYP)	0-1	0.42	15	0	0	0	1	21.1	9	3	1	0	0	8	1	25	2	0	.132
2016	Lakewood (SAL)	4-2	3.52	43	0	0	0	6	71.2	75	31	28	1	3	29	1	72	5	2	.265
2017	Clearwater (FSL)	6-5	3.29	24	10	0	0	1	68.1	63	29	25	3	2	24	2	73	8	0	.245
	Reading (EAS)	3-2	3.65	7	6	0	0	0	37.0	37	17	15	2	2	16	1	35	1	0	.262
2018	Reading (EAS)	1-1	3.99	7	7	0	0	0	29.1	31	14	13	0	1	16	0	31	4	2	.261
	Lehigh Valley (INT)	3-5	5.06	14	8	0	0	1	53.1	54	34	30	4	1	20	1	48	4	0	.263
	Buffalo (INT)	2-4	5.03	7	6	1	0	0	39.1	47	26	22	3	1	10	0	33	2	0	.294
2019	Buffalo (INT)	2-6	5.30	12	11	0	0	0	52.2	57	33	31	9	2	25	0	52	2	1	.278
	TORONTO (AL)	5-5	4.38	16	13	0	0	0	78.0	75	43	38	12	5	29	0	63	2	0	.249
2020	TORONTO (AL)	0-0	8.15	11	0	0	0	0	17.2	27	20	16	2	2	9	0	16	0	0	.346
Minor Totals		21-26	4.04	133	48	1	0	9	378.2	382	192	170	22	12	149	6	376	29	5	.261
MAJOR TOTALS		5-5	5.08	27	13	0	0	0	95.2	102	63	54	14	7	38	0	79	2	0	.269

TRANSACTIONS

- Signed by the Philadelphia Phillies on June 22, 2015
- Traded to the Toronto Blue Jays in exchange for LHP Aaron Loup on July 31, 2018
- On injured list (left back strain) on Sept. 17 for the remainder of the season

GAME HIGHS

ML Debut	May 27, 2019 at TB	ER Allowed	6 – Sept. 8, 2019 at TB
Innings Pitched:		HR Allowed	2 – 3x, last: Sept. 16, 2020 at NYY
Starter	7.0 – Aug. 22, 2019 at LAD	Low Hit CG	None
Reliever	5.0 – July 3, 2019 vs. BOS	Last Win	Sept. 25, 2019 at BAL
Walks:		Last Save	None
Starter	5 – Sept. 2, 2019 at ATL	Last CG	None
Reliever	3 – Aug. 10, 2019 vs. NYY	Last ShO	None
Strikeouts:		Last Start	Sept. 25, 2019 vs. BAL
Starter	7 – July 21, 2019 at DET	Last Relief App.	Sept. 16, 2020 at NYY
Reliever	7 – May 27, 2019 at TB	Longest Win Streak	3G – July 31-Aug. 16, 2019
Hits Allowed	9 – July 21, 2019 at DET	Longest Losing Streak	4G – Aug. 28-Sept. 14, 2019
		Scoreless Innings Streak	11.1 – Aug. 16-28, 2019

BIOGRAPHIES

LAST SEASON

HISTORY

RECORDS

OPPONENTS

PLAYER DEV.

MEDIA & MISC.



MILESTONES

Category	Date	Opponent	Notes
Start	1 July 16, 2019	at Boston	ND - 4.2 IP, 6H, 4ER, 1HR, 3BB, 2K
Win	1 July 3, 2019	Boston	as a reliever - 5.0 IP, 6H, 3ER, 1HR, 0BB, 4K

PROFESSIONAL CAREER:


MINORS:

- Split his first pro season with the Rookie-level GCL Phillies (4G) and Class-A (short) Williamsport (15G).
- Recorded 25 strikeouts, a .132 opponents' batting average and a 0.42 ERA over 21.1 innings while with Williamsport.
- Spent his entire 2016 campaign with Class-A Lakewood.
- Made 43 relief appearances struck out 72 batters over 71.2 innings...His 43 games played tied for 3rd most among South Atlantic League pitchers.
- Started 2017 with Advanced-A Clearwater and went 6-5 with a 3.29 ERA across 24 games (10 starts), including 73 strikeouts in 68.1 innings of work.
- Finished his season with seven games (six starts) for Double-A Reading where he posted a 3.65 ERA and punched out 35 batters over 37.0 frames.
- Was assigned to Triple-A Lehigh Valley on Sept. 6 for the IronPigs' playoff run.
- Made one postseason start, allowing just one run over 7.0 innings on Sept. 10 at Scranton/Wilkes-Barre (3H, 2BB, 7K).
- Split the first 21 games of his 2018 season between Double-A Reading and Triple-A Lehigh Valley.
- Combined for a 4-6 record while making 15 starts between the two clubs.
- Was traded to the Blue Jays in exchange for LHP **Aaron Loup** on July 31.
- Joined Triple-A Buffalo after the trade and set a Bisons debut record as he struck out 12 batters on Aug. 2 vs. Lehigh Valley (6.1 IP, 8H, 4ER, 1BB), just two days after changing clubhouses at Coca-Cola Field.
- Finished with a 2-4 record and a 5.03 ERA across seven games (six starts) for Buffalo.
- Was added to Toronto's 40-man roster after the season to protect him from the Rule 5 Draft.

2019:

- Held left-handed hitters to a .208 AVG (27-for-130), 9th best among AL pitchers to face at least 140 such batters.
- Made his **MLB debut** with 4.0 innings of relief on May 27 at TB...Gave up 3R/2ER on three hits and a walk...Struck out [seven batters](#) to set a franchise record for a reliever in his 1st MLB game, ahead of **Kelvin Escobar's** five K's on June 29, 1997 at BAL...Marked the 5th time in team history that a pitcher debuted with 4.0+ innings of relief (last: **Lee Gronkiewicz** - 4.0 IP on June 19, 2007 vs. LAD)...Only twice in MLB history had a pitcher debuted with more than seven strikeouts in relief: Pittsburgh's **Barry Jones** picked up eight K's on April 20, 1986 at CHC (4.0 IP), and Houston's **Joe Musgrove** also fanned eight batters on Aug. 2, 2016 vs. TOR (4.1 IP)...Waguespack also became the 4th pitcher of any kind in Blue Jays history to record 7+ strikeouts in his MLB debut (last: **Trent Thornton** - 8 on March 31, 2019 vs. DET).
- Placed on the injured list from May 28-July 2 with a right shoulder strain...Made three rehab appearances for Triple-A Buffalo, combining for three earned runs allowed over 9.2 innings (2.79 ERA).
- Earned his 1st career win on July 3 vs. BOS as he tossed 5.0+ innings of relief, allowing six hits and three runs (0BB, 4K)...Of all the MLB pitchers to make their first two career appearances as a reliever, only **Pete Richert** (12 in 1962) and **Sonny Siebert** (12 in 1964) had more than 10 strikeouts, before Waguespack's 11 in 2019.
- Made his 1st MLB start on July 16 at BOS and took a no-decision with four runs allowed over 4.2 IP in a Blue Jays' 10-4 win (6H, 3BB, 2K).
- Took his 1st career loss on July 26 vs. TB as he gave up three runs over 5.0 frames (6H, 3BB, 2K).
- Recorded his 1st career quality start on July 31 at KC with 6.0 innings of one-run ball (3H, 2BB, 2K).
- Improved to 3-1 with his second straight win and quality start on Aug. 5 at TB...Marked his 1st scoreless game (6.0 IP, 4H, 1BB, 4K).
- Won his 3rd consecutive decision on Aug. 16 vs. SEA as he gave up two runs over 5.1 IP while throwing a career-high 102 pitches (75 strikes).
- On Aug. 22 at LAD, limited MLB's best team at the time to one hit and one walk over [7.0 scoreless innings](#) (5K) in what was his 1st interleague game...Kept left-handed hitters to 0-for-11 on the night (2K).
- Faced the Braves for the 2nd straight outing on Sept. 2 at ATL...Allowed 4R/2ER over 4.0 IP and issued a career-high five walks (1H, 4K).
- Was tagged with a career-high six runs on Sept. 8 at TB (7H, 1HR, 2BB, 2K).
- Made his 13th and final start on Sept. 25 vs. BAL...Tossed [6.0 shutout frames](#) for his 3rd scoreless start (4H, 2BB, 5K)...Tied a team record (6th time) with three starts of 6+ IP and no runs allowed within his first 16 MLB contests...Earned the win to wrap up his rookie campaign at 5-5.
- Went 2-6 with a 5.30 ERA in 12 total games (11 starts) for the Triple-A Buffalo Bisons (1.56 WHIP).





WALL FORREST

82
OUTFIELDER

BIRTHDATE November 20, 1995
 OPENING DAY AGE 25
 BIRTHPLACE Winter Park, FL
 RESIDENCE Orlando, FL
 TWITTER @forrestwall7

BATS/THROWS L/R
 HEIGHT/WEIGHT 6-1/185
 CONTRACT STATUS signed thru 2021
 M.L. SERVICE 0.000
 OPTIONS USED 0 of 3

PERSONAL:

- Forrest Alexander Wall.
- Played on a Florida Travel Baseball team with teammate **Bo Bichette** and former teammate **Sean Reid-Foley** in 2013.
- Hit more home runs than **Jose Bautista** in the first round of a charity home run derby to raise money for his high school in January of 2014.
- Selected by the Colorado Rockies in the 1st round (35th overall) of the 2014 MLB Draft out of Orangewood Christian High School in Maitland, Florida.
- Signed with the Rockies on June 14, 2014...Had committed to the University of North Carolina before being drafted.

LAST SEASON:

- Batted .304 (7-for-23) with a double, a triple and a homer over 14 games during Spring Training (.936 OPS)...Also walked three times, drove in three runs and stole three bases.
- Participated in Summer Camp at Rogers Centre in July.
- Spent the regular season at the club's alternate training site.

Bold – career high; Red – league high

Year	Club and League	AVG	G	AB	R	H	2B	3B	HR	RBI	BB	IBB	SO	SB	CS	OBP	SLG	OPS	SF	SH	HBP
2014	Grand Junction (PIO)	.318	41	157	48	50	6	6	3	24	27	0	32	18	5	.416	.490	.906	1	3	0
2015	Boise (NWL)	.500	4	10	4	5	0	0	0	1	6	0	2	2	2	.647	.500	1.147	1	0	0
	Asheville (SAL)	.280	99	361	57	101	16	10	7	46	41	0	72	23	9	.355	.438	.793	4	7	3
2016	Modesto (CAL)	.264	120	459	57	121	16	4	6	56	41	0	97	22	11	.329	.355	.684	5	10	6
2017	Lancaster (CAL)	.299	22	87	17	26	4	1	3	16	9	0	16	5	3	.361	.471	.832	1	1	0
2018	Lancaster (CAL)	.305	47	203	43	62	11	5	3	19	23	0	47	20	8	.382	.453	.835	0	2	2
	Hartford Yard (EAS)	.206	46	170	27	35	6	1	6	12	17	0	42	8	3	.289	.359	.648	0	0	3
	New Hampshire (EAS)	.271	35	129	19	35	7	2	1	13	13	0	46	10	3	.354	.380	.734	1	0	4
2019	New Hampshire (EAS)	.270	109	415	70	112	27	4	9	41	49	0	109	13	8	.353	.419	.772	1	0	4
	Buffalo (INT)	.255	14	47	9	12	3	0	2	4	6	1	14	1	0	.340	.447	.787	0	0	0
Minor Totals		.274	537	2038	351	559	96	33	40	232	232	1	477	122	52	.353	.413	.765	24	13	22

TRANSACTIONS

- Selected by the Colorado Rockies in the 1st round (35th overall) of the 2014 First-Year Player Draft
- Traded to the Toronto Blue Jays along with 1B **Chad Spanberger** in exchange for RHP **Seunghwan Oh** on July 26, 2018
- Signed by the Toronto Blue Jays on December 18, 2020

PROFESSIONAL CAREER:

MINORS:

- Played his first season of professional baseball with Rookie-level Grand Junction where he batted .318 across 41 contests.
- Was named a 2014 MiLB.com Organizational All-Star and a Baseball America Rookie All-Star.
- Started his 2015 campaign with four games at Class-A (short) Boise before being promoted to Class-A Asheville.
- Hit .286 across his 103 games in 2015, including 16 doubles, 10 triples and seven homers...His 10 triples were tied for 3rd most in the South Atlantic League while his .793 OPS ranked 10th.
- Spent his entire 2016 season with Advanced-A Modesto...Batted .264 over 120 games.
- Played in just 22 games in 2017, all with Advanced-A Lancaster, before landing on the DL on May 3 for the remainder of the season.
- Started 2018 with Advanced-A Lancaster where he slashed .305/.382/.453 over 47 games.
- Made the move to Double-A Hartford on May 28 and played in 46 contests.
- Was traded from Colorado to Toronto along with 1B **Chad Spanberger** in exchange for RHP **Seunghwan Oh** on July 26.
- Finished his season with 35 games at Double-A New Hampshire, batting .271 (35-for-129) with seven doubles, two triples and a home run for the Fisher Cats.
- Went 5-for-21 (.238) with a double across six playoff games as New Hampshire claimed the Eastern League Championship, including a 10th-inning single to drive in two runs to win Game 1 of the Championship Series in Akron.
- Began 2019 with Double-A New Hampshire and batted .270 across 109 games for the Fisher Cats.
- Claimed Player of the Week on June 2 for batting .571 (16-for-28) with six doubles, two homers and six RBI in seven games.
- Named an Eastern League Mid-Season All-Star.
- Homered in four consecutive games from July 7-15.
- Promoted to Triple-A Buffalo on Aug. 18.
- Hit .255 in 14 contests for the Bisons, including five extra-base hits.





NON-ROSTER

WARMOTH

LOGAN

89

INFIELDER

BIRTHDATE September 6, 1995
 OPENING DAY AGE 25
 BIRTHPLACE Orlando, FL
 RESIDENCE Orlando, FL
 TWITTER @loganwarmoth

BATS/THROWS R/R
 HEIGHT/WEIGHT 6-0/190
 CONTRACT STATUS signed thru 2021
 M.L. SERVICE 0.000
 OPTIONS USED 0 of 3

PERSONAL:

- Logan Brock Warmoth.
- Played his travel ball with the Orlando Scorpions as a teammate of **Brendan Rogers** (No. 3 overall pick by Colorado in 2015) and Virginia outfielder **Adam Haseley** (No. 8 overall pick by Philadelphia in 2017).
- Attended Lake Brantley High School in Altamonte Springs, FL.
- Played three years for North Carolina and put up a .958 OPS across 63 games in his junior year (19-2B, 5-3B, 10 HR, 49 RBI, 18 SB).
- His brother, **Tyler**, played at Florida State and spent time in the the Angels' system, reaching as high as Triple-A in 2017.
- His father, Greg, works a television anchor in Orlando.
- Ranked as Toronto's 8th-best prospect by Baseball America after the 2017 season.

LAST SEASON:

- Invited to Major League Spring Training and entered 12 contests as a sub.
- Played 10 games at second base and two in center field while going 2-for-20 at the plate.
- Spent the summer training in Orlando.

Bold – career high; Red – league high

Year	Club and League	AVG	G	AB	R	H	2B	3B	HR	RBI	BB	IBB	SO	SB	CS	OBP	SLG	OPS	SH	SF	HBP
2017	GCL Blue Jays (GCL)	.273	6	22	3	6	0	0	1	3	1	0	2	1	0	.304	.409	.713	0	0	0
	Vancouver (NWL)	.306	39	160	18	49	11	2	1	20	7	0	33	5	2	.356	.419	.775	0	1	6
2018	Dunedin (FSL)	.248	75	282	31	70	13	2	1	28	30	0	69	9	0	.322	.319	.641	2	5	3
	GCL Blue Jays (GCL)	.273	4	11	4	3	0	0	0	2	0	4	0	0	0	.500	.273	.773	0	0	3
2019	Dunedin (FSL)	.292	36	137	27	40	7	1	3	16	19	0	41	2	1	.380	.423	.803	0	1	1
	New Hampshire (EAS)	.200	65	220	20	44	11	3	0	15	22	0	74	12	2	.290	.277	.567	2	3	7
Minor Totals		.255	225	832	103	212	42	8	6	82	81	0	223	29	5	.332	.346	.678	4	10	20

TRANSACTIONS

- Selected by the Toronto Blue Jays in the 1st round (22nd overall) of the 2017 First-Year Player Draft

PROFESSIONAL CAREER:

MINORS:

- Began his pro career in June of 2017 with the GCL Blue Jays and was promoted to Class-A (short) a week later.
- Batted .306 with 14 extra-base hits and 20 RBI in 39 contests for the Canadians.
- Played the majority of his 2018 campaign for Advanced-A Dunedin where he hit .248 in 75 games...Placed on the seven-day injured list on two occasions (May 27-June 12 and June 22-July 18).
- Played the first 36 games of 2019 with Advanced-A Dunedin, where he batted .292 with an .803 OPS.
- Promoted to Double-A New Hampshire on June 14.
- Batted .200 for the Fisher Cats while posting a .987 fielding percentage at second base (36G) and a .960 fielding percentage at shortstop (21G)...Also made four starts in center field and one at third base.
- Recorded six three-hit games throughout the year.
- Played for Scottsdale in the Arizona Fall League and hit .295 (18-for-61) with six doubles and a home run in 17 games.





WHITE TYLER

28
INFIELDER

NON-ROSTER

BIRTHDATE October 29, 1990
 OPENING DAY AGE 30
 BIRTHPLACE Mooreboro, NC
 RESIDENCE Houston, TX
 TWITTER NA

BATS/THROWS R/R
 HEIGHT/WEIGHT 5-11/225
 CONTRACT STATUS signed thru 2021
 M.L. SERVICE 2.101
 OPTIONS USED 3 of 3

PERSONAL:

- Brian Tyler White.
- Was a three-year varsity member as an infielder and catcher at Chase High School in Forest City, NC, receiving Southwestern 2A-3A All-Conference and All-County recognition during all three of his seasons...Hit .407 and helped lead Chase HS to the Southwestern 2A-3A conference championship...Named to the All-State Team during his senior season.
- Played four seasons at Western Carolina University (2010-2013) as a first and third baseman...Batted .325 with 77 multi-hit games during his career, finishing with the 4th-most hits (287) and 3rd-most doubles (64) in program history...Named the Southern Conference Player of the Year as a senior in 2013, while also receiving All-Southern Conference First Team honors and Louisville Slugger Third Team All-American recognition.

LAST SEASON:

- Played nine games for the SK Wyverns of the Korean Baseball Organization.
- Posted a .685 OPS while going 3-for-22 with a double, a homer, four RBI and a 1K/6BB ratio.

Bold – career high; Red – league high

Year	Club and League	AVG	G	AB	R	H	2B	3B	HR	RBI	BB	IBB	SO	SB	CS	OBP	SLG	OPS	SH	SF	HBP
2013	GCL Astros (GCL)	.365	18	63	11	23	9	0	1	15	7	0	7	0	2	.474	.556	1.030	0	1	7
	Greeneville (APP)	.344	18	64	10	22	3	0	2	12	7	1	8	2	0	.411	.484	.895	0	1	1
	Tri-City (NYP)	.286	28	112	19	32	2	0	3	25	13	0	9	1	0	.362	.384	.746	0	1	1
2014	Quad Cities (MID)	.305	71	239	41	73	20	1	7	41	35	0	40	0	1	.414	.485	.899	0	4	12
	Lancaster (CAL)	.267	43	150	28	40	13	1	8	23	28	1	27	0	0	.403	.527	.930	0	1	7
2015	Corpus Christi (TEX)	.284	59	190	33	54	6	0	7	40	42	1	35	1	0	.415	.426	.841	0	2	2
	Fresno (PCL)	.362	57	213	37	77	19	1	7	59	42	1	38	0	1	.467	.559	1.026	0	2	2
2016	Fresno (PCL)	.241	44	174	28	42	4	1	13	29	16	0	30	1	1	.305	.500	.805	0	0	0
	HOUSTON (AL)	.217	85	249	24	54	16	0	8	28	23	1	65	1	0	.286	.378	.664	0	2	2
2017	Fresno (PCL)	.300	111	436	84	131	22	1	25	89	47	0	101	7	3	.371	.528	.899	1	7	6
	HOUSTON (AL)	.279	22	61	7	17	6	0	3	10	4	0	16	0	1	.328	.525	.853	0	1	1
2018	Fresno (PCL)	.333	70	255	55	85	18	0	14	53	46	1	39	1	1	.444	.569	1.013	0	4	8
	HOUSTON (AL)	.276	66	210	27	58	12	3	12	42	24	0	49	0	1	.354	.533	.887	0	1	2
2019	HOUSTON (AL)	.225	71	218	16	49	14	0	3	21	32	0	74	0	0	.320	.330	.650	0	3	0
	LOS ANGELES (NL)	.045	12	22	2	1	0	0	0	2	4	0	4	0	0	.192	.045	.237	0	0	0
2020	SK (KBO)	.136	9	22	3	3	1	0	1	4	6	0	1	0	0	.367	.318	.685	0	0	2
Minor Totals		.305	519	1896	346	579	116	5	87	386	283	5	334	13	9	.404	.509	.913	1	23	46
MAJOR TOTALS		.236	256	760	76	179	48	3	26	103	87	1	208	1	2	.315	.409	.725	0	7	5

DIVISION SERIES RECORD

Year	Club and Opp.	AVG	G	AB	R	H	2B	3B	HR	RBI	BB	IBB	SO	SB	CS	OBP	SLG	OPS	SH	SF	HBP
2018	HOU vs. CLC	.500	3	6	0	3	1	0	0	0	2	2	2	0	0	.667	.667	1.333	0	0	1

CHAMPIONSHIP SERIES RECORD

Year	Club and Opp.	AVG	G	AB	R	H	2B	3B	HR	RBI	BB	IBB	SO	SB	CS	OBP	SLG	OPS	SH	SF	HBP
2018	HOU vs. BOS	.000	5	7	0	0	0	0	0	0	1	0	5	0	0	.222	.000	.222	0	0	1

HOME RUN BREAKDOWN

Total	ONE GAME												
	H	A	2	3	4	GS	LO	XN	IP	PH	RHP	LHP	
26	16	10	3	0	0	1	0	0	0	0	0	15	11

TRANSACTIONS

- Selected by the Houston Astros in the 33rd round of the 2013 First-Year Player Draft
- Traded to the Los Angeles Dodgers in exchange for RHP Andre Scrubb on July 25, 2019
- On injured list (right trapezius strain) on August 13, 2019 for the remainder of the season

GAME HIGHS

ML Debut	April 6, 2016 at NYY	Stolen Bases	1 – June 10, 2016 at TB
Runs	3 – Aug. 4, 2017 vs. TOR	Last ML Home Run	June 23, 2019 at NYY
Hits	4 – Aug. 4, 2017 vs. TOR	Longest Hitting Streak	8G – Aug. 7-19, 2018
Home Runs	2 – 3x, last: Aug. 15, 2018 vs. COL	Longest On-Base Streak	10G – Sept. 7-18, 2018
RBI	5 – Aug. 4, 2017 vs. TOR	Longest Hitless Streak	20AB – July 30-Aug. 11, 2019



MILESTONES

Category	Date	Opponent	Pitcher	Notes
Hit	1 April 5, 2016	New York (AL)	Shreve	PH-single
Home Run	1 April 7, 2016	New York (AL)	Eovaldi	2R
Multi-HR Game (3)	1 May 17, 2016	at Chicago (AL)	Rodon, Rodon	1R, 1R
	2 Aug. 4, 2017	Toronto	Loup, Howell	2R, 1R
	3 Aug. 15, 2018	Colorado	Anderson, Musgrave	2R, 2R
Grand Slam HR	1 June 23, 2019	at New York (AL)	Happ	4th inning
Walk-off HR	1 Aug. 29, 2018	Oakland	Familia	1R, 9th inning
RBI	1 April 7, 2016	at New York (AL)	Eovaldi	2R-HR
Stolen Base	1 June 10, 2016	at Tampa Bay	Andriese	2nd base
			C-Conger	

PROFESSIONAL CAREER:

MINORS:

- Played in 64 games at three different levels in 2013...Batted .322 between the Rookie-level GCL Astros (18G), Rookie-level Greeneville (18G) and Class-A (short) Tri-City (28G)...Helped lead Tri-City to the New York-Penn League Championship.
- Appeared in 114 games between Class-A Quad Cities (71G) and Class-A Advanced Lancaster (43G) in 2014...Hit .290 with a career-high 15 homers, 33 doubles and .911 OPS.
- Helped lead the JetHawks to the 2014 California League Championship, batting .259 (7-for-27) with two homers in eight postseason games.
- Named the 2015 MiLB.com Fans' Choice for Best Offensive Player in addition to being named a Double-A Texas League Mid-Season All-Star...Combined to hit .325 with 25 doubles, 14 homers and a .939 OPS in 116 games between Double-A Corpus Christi (59G) and Triple-A Fresno (57G).
- Following the 2015 season, played for Estrellas de Oriente in the Dominican Winter League and was named league MVP...Led the league in homers (7) and OPS (.914), while hitting .297 (47-for-158) with 10 doubles and 31 RBI in 44 games.

2016:

- Recorded 16 doubles and eight home runs across 86 total games with the Astros.
- Made Houston's Major League roster out of Spring Training and became the first rookie position player in American League history to win the AL Player of the Week award for the first week of a season (6G, 10-for-18, .556 AVG, 2-2B, 3 HR, 9 RBI).
- Hit .462 (6-for-13) with four doubles, four RBI, one walk and a 1.269 OPS as a pinch-hitter...Marked the most pinch-hit doubles by a rookie in club history, and the third-most by an AL rookie since 1974, behind **Carlos Baerga** and **Kevin Reimer**, who both recorded five as rookies in 1990.
- Made his **MLB debut** on Opening Day and singled in his first at-bat against **Chasen Shreve**...Became the sixth player in club history to record his first career hit on Opening Day, and the first since **James Mouton** on April 4, 1994 vs. MON.
- Went 3-for-4 with his 1st career homer and four RBI on April 7 at NYY in what was his 3rd career game...The next day on April 8 at MIL, went 3-for-4 with a homer and three RBI...Per Elias, became the first Major League player to record nine-or-more hits within his first 13 at-bats in the Majors since **Mike Schemer** in 1945 (9-for-13)...Also became the 2nd player since at least 1913 to record two games with at least three hits and three RBI within his first four Major League games, joining **Jack Merson** (1951).
- Homered for the third consecutive game on April 9 at MIL, becoming the 9th AL player since 1913 to homer in three of his first five contests.
- Hit .667 (10-for-15) over a five-game streak to start his career and earned AL Player of the Week honors for the first week of the season...Led the Majors in batting (.556) and slugging (1.167) during the week, while leading the AL in OBP (.591) and ranking tied for 1st in hits (10) and RBI (9).
- Recorded a double and two homers on May 17 at CWS for his first career multi-homer game.
- Pitched one inning of relief on Aug. 18 at BAL in a 13-5 Astros loss (1H, 1ER, 1HR).
- Hit .241 with 13 homers, 29 RBI and a .500 slugging percentage in 44 games with Triple-A Fresno.

2017:

- Played 19 games at first base (12 starts), four games at second base, two in left field (one start) and made one appearance on the mound.
- Went 4-for-5 with two homers and five RBI on Aug. 4 vs. TOR, setting career highs for hits and RBI in a game.
- Hit a solo homer in his 1st plate appearance on Aug. 5 vs. TOR, becoming the first Astros player with homers in three straight plate appearances since **Craig Biggio** in 2006.
- Made the Astros' playoff roster for the ALDS vs. BOS, but did not appear in any games.
- In 111 games at Triple-A Fresno, hit .300 with 22 doubles, one triple, 25 homers, 89 RBI and an .898 OPS.

2018:

- Posted an .888 OPS in 66 games for Houston...Among AL players with at least 200 plate appearances, ranked 10th in OPS.
- In 51 games after the All-Star Break, hit .287 (51-for-178) with 24 extra-base hits (11-2B, 3-3B, 10 HR) and a .901 OPS (.350 OBP/.551 SLG), hitting all 12 of his homers and recorded all 42 of his RBI over his final 47 games.
- Hit .305 (18-for-59) with a 1.010 OPS vs. left-handed pitchers, and batted .333 (18-for-54) with four homers, 29 RBI and a 1.126 OPS with runners in scoring position.
- Notched his 3rd career multi-homer game on Aug. 15 vs. COL.
- Recorded a career-long, eight-game hitting streak from Aug. 7-19.
- Belted a walk-off home run off **Jeurys Familia** on Aug. 29 vs. OAK, his 1st career walk-off hit.
- Batted .231 (3-for-13) with a double, three walks and a .444 OBP in eight postseason games.
- Hit .333 with 18 doubles, 14 homers, 53 RBI and a 1.013 OPS (.444 OBP/.569 SLG) in 70 games for Triple-A Fresno.

2019:

- Played 71 games for the Astros and 12 contests for the Dodgers.
- Pitched four times for Houston, combining for seven hits and eight runs allowed over 3.1 innings.
- Traded to the Dodgers in exchange for RHP Andre Scrubb on July 25.
- Batted .225 for Houston and .045 for LA, ending his campaign with a career-long 0-for-20 drought.
- Placed on the injured list with a right trapezius strain for the remainder of the season on Aug. 13.





WOODS RICHARDSON SIMEON

76
PITCHER

BIRTHDATE September 27, 2000
OPENING DAY AGE 20
BIRTHPLACE Sugar Land, TX
RESIDENCE Houston, TX
TWITTER @simeon_woods

BATS/THROWS R/R
HEIGHT/WEIGHT 6-3/202
CONTRACT STATUS signed thru 2021
M.L. SERVICE 0.000
OPTIONS USED 0 of 3

PERSONAL:

- Simeon Woods Richardson.
- Attended Kempner High School in his hometown of Sugar Land, TX.
- Ranked by Baseball America as the 61st overall prospect heading into 2020, and ranked 98th by MLB.com...Entering 2021, Baseball America has him ranked as Toronto's 4th-best prospect and 69th overall.

LAST SEASON:

- Participated in Summer Camp at Rogers Centre in July.
- Spent the regular season the the club's alternate training site in Rochester, NY.

Bold – career high; Red – league high

Year	Club & League	W-L	ERA	G	GS	CG	ShO	SV	IP	H	R	ER	HR	HB	BB	IBB	SO	WP	BK	AVG
2018	GCL Mets (GCL)	1-0	0.00	5	2	0	0	1	11.1	9	2	0	0	0	4	0	15	0	0	.209
	Kingsport (APP)	0-0	4.50	2	2	0	0	0	6.0	6	3	3	1	0	0	0	11	0	0	.250
2019	Columbia (SAL)	3-8	4.25	20	20	0	0	0	78.1	78	44	37	5	1	17	0	97	5	1	.256
	Dunedin (FSL)	3-2	2.54	6	6	0	0	0	28.1	18	8	8	1	0	7	0	29	0	0	.182
Minor Totals		7-10	3.48	33	30	0	0	1	124.0	111	57	48	7	1	28	0	152	5	1	.236

TRANSACTIONS

- Selected by the New York Mets in the 2nd round of the 2018 First-Year Player Draft
- Traded to the Toronto Blue Jays along with LHP Anthony Kay in exchange for RHP Marcus Stroman and cash considerations on July 28, 2019

PROFESSIONAL CAREER:

MINORS:

- Began his professional career in 2018 with five outings for the GCL Mets before a pair of starts with Rookie-level Kingsport.
- Combined to go 1-0 with a 1.56 ERA and a 1.00 WHIP while fanning 26 batters in 17.1 innings of work.
- Started 2019 with Class-A Columbia and put together a 4.25 ERA across 20 starts.
- Dealt to the Blue Jays in the **Marcus Stroman** trade on July 28.
- Finished his campaign with six starts for the Advanced-A Dunedin Blue Jays.
- At 18 years old, was the youngest pitcher in the Florida State League.
- Went 3-2 with a 2.54 ERA and a .182 opponents' batting average.

CALL IT A DRAW

The Blue Jays have played three tie games in their history. The first one was on May 13, 1984 at Cleveland. With one out in the top of the 8th inning, the rains came and play could not resume with the score tied at 4-4. The game had to be completely replayed as part of a TWDH on August 15. The second occurrence was in Cleveland on August 26, 1986. Play was halted after nine innings due to rain with the score tied at 6-6. The game was completely replayed as part of an August 27 TWDH. The third time was on April 26, 1998 after six innings. The Blue Jays and White Sox were tied at 5-5 when the rains came and cancelled the game in Chicago. The game was completely replayed on July 15 as part of a TWDH. Though the games were rained out, the statistics from the games were entered into the books.

BIOGRAPHIES

LAST SEASON

HISTORY

RECORDS

OPPONENTS

PLAYER DEV.

MEDIA & MISC.





YATES KIRBY

39

PITCHER

BIRTHDATE March 25, 1987
 OPENING DAY AGE 34
 BIRTHPLACE Lihue, HI
 RESIDENCE Scottsdale, AZ
 TWITTER @KauaiKirby39

BATS/THROWS L/R
 HEIGHT/WEIGHT 5-10/205
 CONTRACT STATUS signed thru 2021
 M.L. SERVICE 6.021
 OPTIONS USED 3 of 3

PERSONAL:

- Kirby Kali Yates.
- Brother of **Tyler Yates** who pitched parts of five Major League seasons with the New York Mets (2004), Atlanta Braves (2006-07) and Pittsburgh Pirates (2008-09).
- Attended Kauai High School (Lihue, HI) and graduated from Yavapai College (Prescott, AZ)...Underwent Tommy John surgery during his freshman season at Yavapai and missed the 2007 season.
- Selected by the Boston Red Sox in the 26th round of the 2005 First-Year Player Draft but did not sign.
- He and his wife, Ashlee, have a daughter, Oaklee Malia, and a son, Kove Kali...Shortly after giving birth to Kove in July 2018, Ashlee experienced a seizure and was diagnosed with epilepsy soon after...The couple wanted to help others, and they partnered with the Epilepsy Foundation of San Diego County...The partnership kicked off with Epilepsy Awareness Night at Petco Park on Sept. 10, 2019...Ashlee's love for comedy led to the couple hosting "Comedy For A Cause," an epilepsy benefit event at The American Comedy Co. in the Gaslamp District in downtown San Diego...The family also has two bulldogs, named Chubbs and Snowball.

LAST SEASON:

- Made six appearances for the Padres in the shortened campaign.
- Converted both of his save opportunities, bringing him to 55-for-59 since the start of 2018.
- Left the game on Aug. 14 at ARI in the bottom of the 8th...Landed on the injured list the next day with right elbow inflammation for the remainder of the season.
- Shortly after his IL placement, had surgery to remove bone chips in his right elbow by Dr. Keith Meister in Dallas, TX.

Bold – career high; Red – league high

Year	Club & League	W-L	ERA	G	GS	CG	SHO	SV	IP	H	R	ER	HR	HB	BB	IBB	SO	WP	BK	AVG
2009	Princeton (APP)	0-1	2.39	14	0	0	0	4	26.1	22	7	7	0	5	8	1	49	4	0	.227
2010	Bowling Green (MID)	3-6	3.30	27	12	0	0	5	90.0	73	41	33	9	5	41	3	97	5	1	.225
	Charlotte (FSL)	0-0	5.06	1	1	0	0	0	5.1	7	3	3	0	0	2	0	3	0	0	.368
2011	GCL Rays (GCL)	0-1	2.70	4	4	0	0	0	6.2	6	3	2	0	1	2	0	3	0	0	.231
	Charlotte (FSL)	2-0	1.62	16	0	0	0	2	33.1	14	6	6	0	5	22	0	45	1	2	.128
2012	Montgomery (SOU)	4-2	2.65	50	0	0	0	16	68.0	48	21	20	4	1	39	2	94	8	0	.200
2013	Durham (INT)	3-2	1.90	51	0	0	0	20	61.2	38	14	13	2	5	23	2	93	6	0	.175
2014	Durham (INT)	1-0	0.36	21	0	0	0	16	25.0	10	1	1	0	1	9	0	35	0	1	.118
	TAMPA BAY (AL)	0-2	3.75	37	0	0	0	1	36.0	33	16	15	4	3	15	3	42	2	0	.241
2015	Charlotte (FSL)	0-0	9.00	2	1	0	0	0	2.0	2	3	2	0	0	1	0	2	0	0	.250
	Durham (INT)	1-2	5.33	23	0	0	0	6	25.1	27	16	15	5	2	12	0	34	3	0	.265
	TAMPA BAY (AL)	1-0	7.97	20	0	0	0	0	20.1	23	18	18	10	1	7	0	21	0	0	.274
2016	Scranton/Wilkes-Barre (INT)	0-1	1.62	14	0	0	0	4	16.2	12	3	3	0	1	6	0	19	2	1	.197
	NEW YORK (AL)	2-1	5.23	41	0	0	0	0	41.1	41	24	24	5	4	19	1	50	1	0	.258
2017	Salt Lake (PCL)	0-0	2.57	6	0	0	0	1	7.0	8	2	2	0	1	3	0	14	0	0	.276
	LOS ANGELES (AL)	0-0	18.00	1	0	0	0	0	1.0	2	2	2	2	0	0	0	1	0	0	.400
	SAN DIEGO (NL)	4-5	3.72	61	0	0	0	1	55.2	42	26	23	10	2	19	2	87	0	1	.206
2018	SAN DIEGO (NL)	5-3	2.14	65	0	0	0	12	63.0	41	15	15	6	4	17	0	90	2	0	.181
2019	SAN DIEGO (NL)	0-5	1.19	60	0	0	0	41	60.2	41	14	8	2	7	13	1	101	2	0	.186
2020	SAN DIEGO (NL)	0-1	12.46	6	0	0	0	2	4.1	7	6	6	1	0	4	0	8	2	0	.350
	Minor Totals	14-15	2.62	229	18	0	0	74	367.1	267	120	107	20	27	168	8	488	29	5	.203
	MAJOR TOTALS	12-17	3.54	291	0	0	0	57	282.1	230	121	111	40	21	94	7	400	9	1	.218

TRANSACTIONS

- Signed by the Tampa Bay Rays on June 19, 2009
- Traded to the Cleveland Indians in exchange for cash considerations on November 25, 2015
- Traded to the New York Yankees in exchange for cash considerations on January 8, 2016
- Claimed off waivers by the Los Angeles Angels on October 5, 2016
- Claimed off waivers by the San Diego Padres on April 26, 2017
- On disabled list (right ankle tendonitis) from April 8-April 19, 2018
- On injured list (right elbow inflammation) on August 15, 2020 for the remainder of the season
- Signed by the Toronto Blue Jays on January 20, 2021



GAME HIGHS

ML Debut	June 7, 2014 vs. SEA	ER Allowed	6 – Aug. 4, 2017 at PIT
Innings Pitched:		HR Allowed	2 – 3x, last: Sept. 27, 2017 at LAD
Starter	None	Low Hit CG	None
Reliever	2.2 – July 3, 2014 at DET	Last Win	Sept. 16, 2018 vs. TEX
Walks:		Last Save	Aug. 7, 2020 vs. ARI
Starter	None	Last CG	None
Reliever	2 – 20x, last: July 31, 2020 at COL	Last Sho	None
Strikeouts:		Last Start	None
Starter	None	Last Relief App.	Aug. 14, 2020 at ARI
Reliever	4 – 5x, last: July 13, 2019 vs. ATL	Longest Win Streak	5G – Sept. 17, 2017-Aug. 9, 2018
Hits Allowed	4 – 2x, last: Aug. 4, 2017 at PIT	Longest Losing Streak	6G – May 3, 2019-current
		Scoreless Innings Streak	14.0 – June 3-30, 2018

MILESTONES

Category	Date	Opponent	Notes
Win	1 Sept. 20, 2015	Baltimore	as a reliever - 0.2 IP, 0H, 0ER, 0BB, 1K
Save	1 July 20, 2014	at Minnesota	0.2 IP, 0H, 0BB, 0K

PROFESSIONAL CAREER:

MINORS:

- Made his pro debut in 2009 with Rookie-level Princeton, posting a 2.39 ERA with an 8BB/49SO ratio.
- Spent the majority of the 2010 season with Class-A Bowling Green where he posted a 3.30 ERA across 12 starts and 15 relief appearances.
- Split the 2011 season between Advanced-A Charlotte and the GCL Rays, combining for a 2-1 record with a 1.80 ERA and a .148 opponents' batting average.
- Pitched all of the 2012 season for Double-A Montgomery...His 39 games finished were tied for 2nd most in the Southern League while his 50 appearances and 16 saves tied for 6th.
- Spent the entire 2013 season with Triple-A Durham, converting 20 of his 23 save opportunities...Named an MLB.com Organizational All-Star for Tampa Bay and an International League Mid-Season All-Star.

2014:

- Split the season between Tampa Bay and Triple-A Durham.
- Began the year with the Bulls and allowed just one earned run over 21 games (25.0 IP) for a 0.36 ERA...Converted all 16 save opportunities with 35 strikeouts and nine walks.
- Recalled by the Rays on June 7 and made his **MLB debut** that same day, tossing 1.1 IP of scoreless ball vs. SEA...Found out about the promotion when his manager, **Charlie Montoyo**, visited him at 1:00 a.m. to give him the news.
- Earned his 1st career save on July 20 at MIN with a clean 0.2 innings.
- Was scoreless in 27 of his 37 outings...His 37 appearances tied for 9th most among AL rookie pitchers.
- His 10.50 SO/9 ranked T-2nd among AL rookies and T-5th among all MLB rookies (min. 25 games).

2015:

- Made 20 relief appearances for Tampa Bay, in addition to a combined 25 relief outings between Triple-A Durham and Advanced-A Charlotte.
- Allowed one-or-fewer earned runs in 15 of his 20 Major League appearances.
- Earned his 1st MLB win with 0.2 hitless innings (1K) on Sept. 20 vs. BAL.

2016:

- Acquired by the Yankees in the offseason and split the campaign between Triple-A Scranton/Wilkes-Barre and New York, making 41 appearances with the Yankees and 14 with the RailRiders.
- Made the Yankees Opening Day roster and retired 28 of the first 41 batters he faced (68.3%).
- Worked 10.0-scoreless innings over a span of 10 outings from April 24-May 17, allowing six hits while striking out 12 batters with a 2-0 record.

2017:

- Split the season between Triple-A Salt Lake, the Angels and the Padres.
- Selected to Los Angeles on April 22 and made his Angels debut that same day vs. TOR, allowing two earned runs.
- Designated for assignment on April 23 and claimed off waivers by San Diego on April 26.
- In his first 36 games with the Padres, from April 27-July 26, owned a 1.89 ERA (7 ER/33.1 IP).
- Went on to make a total of 61 appearances out of the Padres' bullpen and posted a 3.72 ERA with a 1.10 WHIP and 87 strikeouts across 55.2 IP.
- Post a club-best 14.07 SO/9 ratio.
- His 20 holds led the San Diego bullpen
- Inherited 16 runners and allowed only one of them to score (6.3%).

2018:

- Made 65 appearances with 12 saves, 90 strikeouts, a 2.14 ERA, a 0.92 WHIP, a .181 opponents' average and a career-high five wins.
- His .181 AVG ranked 8th among NL relievers.
- Limited the opposition to a .122 clip (11-for-90) with runners on base, .114 (5-for-44) with RISP, .077 (2-for-26) with RISP/2 out and .000 (0-for-4) with the bases loaded.
- His 1.50 home ERA (5 ER/30.0 IP) ranked 9th in the Majors and 6th in the NL among relievers with at least 30 appearances in their own park.
- Missed 10 games from April 8-19 on the 10-day DL with right ankle tendonitis, and also missed three games on the paternity leave list from July 3-5 due to the birth of his son, Kove Kali.
- Did not allow a run in all of June, posting a career-high 14.0 scoreless innings streak across 12 outings from June 3-30, allowing just six hits over the stretch.
- Following the season, was selected to the MLB roster for the 2018 Japan All-Star Series.



2019:

- Earned several awards on the season, including All-MLB First-Team, a 2019 MLB All-Star and National League Reliever of the Month for April.
- His 1.19 ERA led the majors and he earned the 2019 saves title with 41 saves on the season, the only MLB pitcher to reach 40+ saves in 2019...Became the 1st Padres reliever since Hall of Famer **Trevor Hoffman** in 1998 to lead the Majors in saves.
- Named a NL Reliever of the Year finalist along with **Will Smith** and eventual winner **Josh Hader**.
- Awarded Baseball Digest's MLB "Relief Pitcher of the Year."
- Earned his 1st-career All-Star selection, becoming the 1st All-Star born on the island of Kauai and the 6th Hawaiian-born All-Star.
- Set career-highs in saves (41), ERA (1.19), strikeouts (101), WHIP (0.89), fielding independent percentage (1.26), opponent SLG (.262), opponent OPS (.515), games finished (51), SO/9 (14.98), BB/9 (1.93) and HR/9 IP (0.82)...Allowed a career-low two home runs.
- Appeared in an NL-best 16 games in April, posting a 0.56 ERA with 25 strikeouts and an MLB-best 14 saves over 16.0 IP... Earned his 1st career Reliever of the Month Award.
- Posted a 12.0-scoreless inning streak from April 5-30, the 7th longest by a Padres pitcher in 2019 and the 2nd longest of his career, behind only his 14.0-scoreless streak in 2018.
- Converted 26 consecutive save opportunities from March 28-June 18, the longest streak in the Majors in 2019...His streak of 26 saves in 26 SVO without allowing a run to start the season was the longest in Padres history, besting **Trevor Hoffman** (23 saves in 1996).
- Posted a 0.59 ERA (3 ER/45.2 IP) in 44 games with a save opportunity, while he pitched to a 3.00 ERA (5 ER/15.0 IP) in 16 games in non-save situations.
- Set the franchise record with 30 saves before the All-Star break, passing **Heath Bell's** 26 saves prior to the All-Star break in 2011...Also set the record for the lowest opponent AVG (.163), OBP (.231), SLG (.230) and OPS (.461) by a Padres pitcher prior to the All-Star break.
- His 14.98 SO/9 rate set the single-season franchise record by a reliever, besting his own 14.07 SO/9 rate in 2017...His 14.98 SO/9 in 2019 finished 3rd in the NL and 5th in the Majors...Recorded 13 games with three strikeouts in just 1.0 IP, the most among all relievers.
- Notched his 1st career [four-out save](#) on June 28 vs. STL...Recorded his 1st career [five-out save](#) on July 5 at LAD, becoming the 1st Padres pitcher to accomplish the feat since **Brad Hand** on May 23, 2018 at WAS.
- Appeared in and recorded a save in three straight team games on two occasions (July 5-7 and August 17-19).
- Opponents hit just .153 against his split finger with 51 strikeouts, and batted .216 against his fastball with 50 strikeouts... His splitter had a vertical movement of 4.0 inches, the most in the NL and the 2nd most in the Majors behind only **Tyler Clippard** (5.2 inches).

WORLD SERIES RINGS

The Toronto Blue Jays commissioned Tiffany & Co., the world-renowned purveyor of fine jewelry, timepieces, and arts of the table to design rings commemorating both their 1992 and 1993 World Series victories.

To commemorate the 1992 Blue Jays victory, the 14 karat gold ring's design features the team's logo: the head of a Blue Jay with a maple leaf on a baseball backdrop. The eye of the bird is set with a solitaire diamond. Sixteen diamonds representing each year of the club's history surround the bird and the maple leaf is enamelled in red to match the team's official colour. The inscription of World Champions 1992 wraps around the bezel. One side depicts the team's name - Toronto Blue Jays - set in two lines across the top. The 1992 World Series logo is set in a maple leaf with the inscription - Canada's 1st - positioned below the logo denoting the first Canadian World Series victory. The other side depicts the player's name and the jersey number, the American League logo and the team's 1992 season attendance record - 4,028,318 - positioned below the American League logo. Each side of the ring is accented with two rows representing the stitches of a baseball.

The 1993 World Series Championship ring features the symbols of the Toronto Blue Jays and Canada. A field of 45 diamonds in a pave style setting surrounds the Toronto Blue Jays' logo: the head of a Blue Jay enamelled in the team's official colours overlapping another Blue Jay in gold. The eye of the Blue Jay is set with a diamond solitaire stone. Two Maple Leafs, enamelled in red, symbolize Canada's back-to-back World Series victories. Two baseballs overlay each other in the background. Each ring is personalized with each player's name and jersey number, and incorporating the American League logo and the World Series logo with the inscription "Back to Back" and the years 92-93.





YOUNG CHAVEZ

96

OUTFIELDER

BIRTHDATE July 8, 1997
 OPENING DAY AGE 23
 BIRTHPLACE Freeport, Bahamas
 RESIDENCE Freeport, Bahamas
 TWITTER @chavezyoung242

BATS/THROWS S/R
 HEIGHT/WEIGHT 6-0/200
 CONTRACT STATUS signed thru 2021
 M.L. SERVICE 0.000
 OPTIONS USED 0 of 3

PERSONAL:

- Chavez Young.
- Born in Freeport and can become the 1st Bahamian-born player to suit up for the Blue Jays.
- Graduated from Faith Baptist Christian Academy (Ludowici, GA) in 2016.
- Can become the 1st Bahamian player to suit up as a Blue Jay.

LAST SEASON:

- Spent the summer back at home in the Bahamas, working out and fishing.
- Took part in Toronto's Fall Development League in Dunedin, FL.
- Played for Canberra in the Australian Baseball League but was limited to eight games due to injury.

Bold – career high; Red – league high

Year	Club and League	AVG	G	AB	R	H	2B	3B	HR	RBI	BB	IBB	SO	SB	CS	OBP	SLG	OPS	SH	SF	HBP
2016	GCL Blue Jays (GCL)	.274	21	73	9	20	8	2	0	6	6	0	26	6	1	.346	.438	.784	0	0	2
2017	Bluefield (APP)	.282	62	252	52	71	14	7	4	25	13	0	58	4	5	.332	.440	.772	4	4	8
	Vancouver (NWL)	.308	5	13	3	4	1	1	0	5	0	0	5	0	0	.400	.538	.938	0	0	2
2018	Lansing (MID)	.285	125	470	88	134	33	9	8	57	58	2	100	44	13	.363	.445	.808	0	4	2
2019	Dunedin (FSL)	.247	111	401	53	99	17	4	6	43	35	0	102	24	11	.315	.354	.669	2	3	6
Minor Totals		.271	324	1209	205	328	73	23	18	136	112	2	291	78	30	.340	.414	.755	6	11	20

TRANSACTIONS

- Selected by the Toronto Blue Jays in the 39th round of the 2016 First-Year Player Draft

PROFESSIONAL CAREER:**MINORS:**

- After being drafted by Toronto in 2016, headed to the Gulf Coast League for 21 games to kick off his pro career and hit .274 with 10 extra-base hits.
- Split his 2017 season between Rookie-level Bluefield and Class-A (short) Vancouver...Combined to bat .283 with a .781 OPS over 67 games.
- Played all 125 games in 2018 for Class-A Lansing, splitting his time almost evenly between center and right field.
- Named a Midwest League Mid-Season All-Star as he slashed .285/.363/.445...Finished 2nd in the league with 33 doubles and ranked T-2nd in triples (9) and 6th in hits (134)
- Promoted to Advanced-A Dunedin for the 2019 season.
- Played in 111 contests while keeping a .247 batting average and a .315 on-base percentage.

10 HOME RUN GAME

The Blue Jays etched a page in the MLB record book with a 10-HR performance against the Baltimore Orioles on Sept. 14, 1987. Following is a list of highlights from that game:

In the 18-3 victory the Blue Jays received homers from Ernie Whitt (3), Goerge Bell (2), Rance Mulliniks (2), Fred McGriff (1), Rob Ducey (1) and Lloyd Moseby (1). The clubs combined to hit 11 home runs in the game, to tie the Major League mark. A club record of 53 total bases in the game was set, which is tied for 5th most all-time.

BIOGRAPHIES

LAST SEASON

HISTORY


RECORDS

OPPONENTS

PLAYER DEV.

MEDIA & MISC.





ZEUCH

T.J.

29

PITCHER

BIRTHDATE August 1, 1995
 OPENING DAY AGE 25
 BIRTHPLACE Mason, OH
 RESIDENCE Pittsburgh, PA
 TWITTER NA

BATS/THROWS R/R
 HEIGHT/WEIGHT 6-7/245
 CONTRACT STATUS signed thru 2021
 M.L. SERVICE 0.058
 OPTIONS USED 1 of 3

PERSONAL:

- Timothy James Zeuch...Pronounced "ZOYK".
- Attended William Mason High School in his hometown of Mason, OH...Played baseball and basketball there.
- Was originally drafted by the Kansas City Royals in the 31st round in 2013 but instead went to the University of Pittsburgh... Went 6-1 with a 3.10 ERA (1.15 WHIP) over 10 starts in his junior year.
- Enjoys cooking when he gets the chance...Married his wife, Lindsay, in 2018.

LAST SEASON:

- Spent the first 48 games of the season at the club's alternate training site before being recalled on Sept. 17...Made his season debut that night at NYY with 3.0 innings of one-run relief.
- Earned his 1st win of the year and 2nd of his career on Sept. 21 vs. NYY with 3.1 IP in relief, retiring 10 of 12 batters faced (1H, 1ER, 1BB, 0K).
- Made his only start of 2020 on Sept. 26 vs. BAL...Threw 5.0 innings with no runs, no walks and no strikeouts (11 ground-ball outs), joining **Aaron Laffey** on Sept. 25, 2012 vs. BAL (5.2 IP) as the only pitchers in team history with a line of 5+ IP, 0R, 0BB and 0K.

Bold – career high; Red – league high

Year	Club & League	W-L	ERA	G	GS	CG	ShO	SV	IP	H	R	ER	HR	HB	BB	IBB	SO	WP	BK	AVG
2016	GCL Blue Jays (GCL)	0-0	0.00	1	1	0	0	0	3.0	0	0	0	0	0	0	0	2	0	0	.000
	Vancouver (NWL)	0-1	3.52	6	6	0	0	0	23.0	21	9	9	1	0	5	0	22	0	0	.247
	Lansing (MID)	0-1	9.00	2	2	0	0	0	8.0	10	8	8	1	3	2	0	14	1	0	.294
2017	GCL Blue Jays (GCL)	0-2	5.14	3	3	0	0	0	7.0	9	6	4	1	1	2	0	5	2	0	.321
	Dunedin (FSL)	3-4	3.38	12	11	0	0	0	58.2	63	35	22	3	5	17	0	46	5	0	.266
2018	Dunedin (FSL)	3-3	3.47	6	6	1	0	0	36.1	34	15	14	4	1	9	0	24	1	0	.248
	New Hampshire (EAS)	9-5	3.08	21	21	1	1	0	120.0	120	48	41	7	4	31	0	81	4	0	.258
2019	Dunedin (FSL)	0-0	4.15	2	2	0	0	0	8.2	7	4	4	0	0	2	0	12	1	0	.206
	Buffalo (INT)	4-3	3.69	13	13	1	1	0	78.0	70	35	32	6	8	32	0	39	1	0	.238
	TORONTO (AL)	1-2	4.76	5	3	0	0	0	22.2	22	13	12	2	0	11	0	20	2	0	.250
2020	TORONTO (AL)	1-0	1.59	3	1	0	0	0	11.1	9	2	2	1	0	4	0	3	0	0	.209
	Minor Totals	19-19	3.52	66	65	3	2	0	342.2	334	160	134	23	22	100	0	245	15	0	.252
	MAJOR TOTALS	2-2	3.71	8	4	0	0	0	34.0	31	15	14	3	0	15	0	23	2	0	.237

TRANSACTIONS

- Selected by the Toronto Blue Jays in the 1st round (21st overall) of the 2016 First-Year Player Draft

GAME HIGHS

ML Debut	Sept. 3, 2019 at ATL	ER Allowed	3 – 2x, last: Sept. 27, 2019 vs. TB
Innings Pitched:		HR Allowed	1 – 3x, last: Sept. 17, 2020 at NYY
Starter	5.0 – Sept. 27, 2019 vs. TB	Low Hit CG	None
Reliever	5.1 – Sept. 15, 2019 vs. NYY	Last Win	Sept. 21, 2020 vs. NYY
Walks:		Last Save	None
Starter	3 – 2x, last: Sept. 27, 2019 vs. TB	Last CG	None
Reliever	3 – 2x, last: Sept. 17, 2020 vs. NYY	Last ShO	None
Strikeouts:		Last Start	Sept. 21, 2020 vs. NYY
Starter	6 – Sept. 21, 2019 at NYY	Last Relief App.	Sept. 26, 2020 vs. BAL
Reliever	5 – Sept. 15, 2019 vs. NYY	Longest Win Streak	1G – 2x, last: Sept. 21, 2020 vs. NYY
Hits Allowed	6 – Sept. 10, 2019 vs. BOS	Longest Losing Streak	2G – Sept. 21–Sept. 27, 2019
		Scoreless Innings Streak	5.0 – Sept. 26, 2020-current



MILESTONES

Category	Date	Opponent	Notes
Start	1 Sept. 10, 2019	Boston	ND - 4.1 IP, 6H, 3ER, 1HR, 3BB, 1K
Win	1 Sept. 15, 2019	New York (AL)	as a reliever - 5.1 IP, 5H, 3ER, 3BB, 5K

PROFESSIONAL CAREER:

MINORS:

- Threw 3.0 hitless innings in his pro debut with the GCL Blue Jays on July 9, 2016 (2K).
- Joined the Class-A (short) Vancouver Canadians for six starts and put together a 3.52 ERA.
- Made the jump to Class-A Lansing for his final two starts of 2016...Was tagged with eight runs in 8.0 innings but recorded 14 strikeouts against two walks.
- Played in 12 games (11 starts) for Advanced-A Dunedin in 2017.
- Went 3-4 with a 3.38 ERA and 46 strikeouts across 58.2 innings.
- Landed on the DL from June 3-Aug. 10.
- Made a start of 1.2 innings on Aug. 12 and landed on the DL again from Aug 13-Sept. 1.
- Threw 4.0 scoreless innings on Sept. 2 vs. Clearwater (3H, 1BB, 3K), his final regular-season start of 2017.
- Made one playoff start, allowing a lone unearned run on one hit over 4.0 innings (1BB, 1K), helping Dunedin to become co-Champs of the Florida State League.
- Played for the Peoria Javelinas in the Arizona Fall League and was named to the Rising Stars team after posting a 1-1 record with a 3.44 ERA (0.99 WHIP) over five games (four starts).
- Started his 2018 campaign with Advanced-A Dunedin.
- Made six starts for the D-Jays and went 3-3 with a 3.47 ERA.
- Tossed his 1st career complete game on April 11 at Palm Beach, the first game of doubleheader, hurling 6.2 innings in a 2-1 walk-off loss (5H, 0BB, 4K).
- Promoted to Double-A New Hampshire in May and made 21 starts for the Fisher Cats to round out his season.
- Threw seven shutout frames on June 2 at Binghamton for his 1st career complete game shutout (3H, 4BB, 4K).
- Picked up Eastern League Pitcher of the Week on June 17 after hurling eight shutout innings with just two hits allowed in a 3-0 win on June 14 at Akron.
- Was named a Mid-Season All-Star for the 1st time in his career.
- Finished his Double-A regular season with a 9-5 record and a 3.08 ERA.
- Made two starts in the postseason and allowed just one run across 12.0 innings (0.75 ERA) to help New Hampshire to an Eastern League Championship.

2019:

- Tossed at least 4.0 innings in each of his five MLB outings while allowing three-or-fewer runs each time.
- Was a non-roster invitee to Spring Training but did not pitch due to a lat strain.
- Made two rehab starts with Advanced-A Dunedin, combining for 8.2 innings of work with four runs allowed.
- Joined the Triple-A Buffalo Bisons on June 22...Went 4-3 with a 3.69 ERA in 13 starts there.
- Led all Bisons pitchers with 61.2 IP after the All-Star break.
- Threw a **no-hitter** on Aug. 19 at Rochester, using 114 pitches (73 strikes) with a walk and three strikeouts...Joined **Bartolo Colon** (June 20, 1997 vs. New Orleans) as the only Bisons pitchers in the modern era to record a no-hitter.
- Made his **MLB debut** on Sept. 3 at ATL...Tossed 4.0 innings of relief while allowing two runs on three hits (2BB, 4K)...Became the 37th pitcher used by Toronto during the 2019 season for a new franchise high (36 in 2018).
- Made his 1st start on Sept. 10 vs. BOS...Went 4.1 innings and allowed three runs on six hits (1HR, 3BB, 1K)...Was the 20th starter used by the Blue Jays in 2019, tied for 2nd most in MLB history (Philadelphia Athletics - 24 in 1915).
- Earned his 1st career win on Sept. 15 vs. NYY as he tossed a personal-high 5.1 innings of relief...Allowed 3R/2ER on five hits (3BB, 6K).
- Made his 2nd start on Sept. 21 at NYY and struck out a career-high **six batters** without issuing a walk over 4.0 frames (4H, 2ER)...Had his strike rate increase with each of his first four outings (56.2%, 56.8%, 57.3%, 64.3%).
- Made his 5th MLB appearance and his 3rd career start on Sept. 27 vs. TB...Threw 5.0 innings while allowing three runs on four hits (1HR, 3BB, 4K) in a 6-2 loss.





NON-ROSTER

ZULUETA YOSVER

91
PITCHER

BIRTHDATE January 23, 1998
 OPENING DAY AGE 23
 BIRTHPLACE Remedios, Cuba
 RESIDENCE Tampa, FL
 TWITTER NA

BATS/THROWS R/R
 HEIGHT/WEIGHT 6-1/202
 CONTRACT STATUS signed thru 2021
 M.L. SERVICE 0.000
 OPTIONS USED 0 of 3

PERSONAL:

- Yosver Jose Zulueta...Pronounced YOZH-ver zoo-loo-etta.
- Signed by the Blue Jays as an international free agent on June 11, 2019.
- Played for the Cuban national junior team and came to Canada as part of a tour of games vs. the Can-Am League in 2016.

LAST SEASON:

- Spent the year recovering from Tommy John surgery which he had the previous September.
- Rehabbed at the team's facility in Dunedin, FL.

Bold – career high; Red – league high

Year	Club & League	W-L	ERA	G	GS	CG	SHO	SV	IP	H	R	ER	HR	HB	BB	IBB	SO	WP	BK	AVG
2019																				

Did not play due to injury

Minor Totals

TRANSACTIONS

- Signed by the Toronto Blue Jays on June 11, 2019

PROFESSIONAL CAREER:

MINORS:

- Signed with Toronto in June of 2019 but was unable to play due to an elbow injury.
- Underwent Tommy John surgery on his right elbow in September.

BLUE JAYS, PITCHERS 40+ YEARS OLD TO WIN GAME – ALL-TIME

GAME DATE	PITCHER	OPP	AGE
5/4/2015	R.A. Dickey	vs. Yankees	40 years, 187 days
6/22/2013	Darren Oliver	vs. Orioles	42 years, 259 days
5/11/2013	Darren Oliver	at Red Sox	42 years, 217 days
5/6/2013	Darren Oliver	at Rays	42 years, 212 days
8/27/2012	Darren Oliver	at Yankees	41 years, 326 days
6/23/2012	Darren Oliver	at Marlins	41 years, 261 days
6/19/2012	Darren Oliver	at Brewers	41 years, 257 days
4/20/2002	Dan Plesac	at Yankees	40 years, 75 days
8/29/1998	Dave Stieb	vs. Twins	41 years, 38 days



2021 TORONTO BLUE JAYS 40-MAN ROSTER

MANAGER: Charlie Montoyo (25)
COACHES: Mark Buzinski (53), Matt Buschmann (26), Dave Huddgens (19), Gil Kim (16), Guillermo Martinez (18), John Schneider (17), Luis Rivera (20), Pete Walker (40)

#	PITCHERS (21)	B-T	HT	WT	Birthdate	Birthplace	2020 Clubs	W-L	ERA	G	GS	CG	SV	IP	H	R	ER	BB	SO	MLS
64	BERGEN, Travis	L/L	6-1	215	10/08/93	McDonough, GA	TORONTO	0-0	0/00	1	0	0	0	1.2	1	0	0	1	3	1,046
56	BORUCKI, Ryan	L/L	6-4	215	31/03/94	Mundelein, IL	ARIZONA	1-0	4/05	7	0	0	0	6.2	4	3	3	8	1	2,088
34	CHATWOOD, Tyler	R/R	5-11	200	16/12/98	Redlands, CA	TORONTO	1-1	2/70	21	0	0	0	16.2	12	5	5	12	21	9,039
41	DOLIS, Rafael	R/R	6-4	215	10/01/96	Romania, Dominican Republic	CHICAGO (NL)	2-2	5/30	5	5	0	0	18.2	22	11	11	9	25	2,101
31	HATCH, Thomas	R/R	6-1	200	29/09/94	Tulsa, OK	TORONTO	3-1	1/30	24	0	0	5	24.0	16	9	4	14	31	2,100
47	KAY, Anthony	L/L	6-0	218	21/03/95	Stony Brook, NY	TORONTO	2-0	5/14	13	0	0	0	26.1	18	11	8	13	23	1,006
45	LUCIANO, Elvis	R/R	6-3	200	15/02/00	Boaca Chica, Dominican Republic	TORONTO	1-0	5/35	25	0	0	0	21.0	22	13	12	14	27	1,000
22	MAZT, Steven	R/L	6-2	201	29/05/91	Stony Brook, NY	NEW YORK (NL)	0-5	9/68	9	6	0	0	30.2	42	33	33	10	36	5,089
67	MERRYWEATHER, Julian	R/R	6-4	215	14/10/91	Berkeley, CA	TORONTO	0-0	4/15	8	3	0	0	13.0	11	6	6	6	15	0,114
24	PEARSON, Nate	R/R	6-6	250	20/08/96	Odessa, FL	TORONTO	1-0	6/00	5	4	0	0	18.0	14	5	15	13	16	0,169
35	PHELPS, David	R/R	6-2	198	09/10/86	St. Louis, MO	MILWAUKEE	2-3	2/77	12	0	0	0	13.0	7	5	4	2	20	8,156
38	RAY, Robbie	L/L	6-2	215	01/10/91	Brentwood, TN	PHILADELPHIA	0-1	12/91	10	0	0	0	7.0	12	11	11	3	11	6,007
14	ROARK, Tanner	R/R	6-2	240	05/10/86	Wilmington, IL	ARIZONA	1-4	7/84	7	7	0	0	31.0	31	27	27	31	117	7,007
68	ROMANO, Jordan	R/R	6-4	200	21/04/93	Markham, ON	TORONTO	2-3	6/80	11	11	0	0	20.2	22	13	11	14	43	7,065
39	RYU, Hyun-Jin	R/L	6-3	255	25/03/87	Incheon, South Korea	TORONTO	2-1	1/23	15	0	0	2	14.2	8	3	2	5	21	1,051
48	STRAPLING, Ross	R/R	6-3	220	23/11/89	Blue Bell, PA	TORONTO	5-2	2/69	12	12	0	0	67.0	60	22	20	17	72	8,000
57	THORNTON, Trent	R/R	6-0	195	30/09/93	Pittsburgh, PA	LOS ANGELES (NL)	0-2	5/61	7	7	0	0	33.2	38	26	21	11	27	4,115
60	TICE, Ty	L/R	5-9	185	04/07/96	Prairie Grove, AR	TORONTO	0-0	8/15	11	0	0	0	17.2	27	20	16	9	16	1,091
62	WAGLESACK, Jacob	R/R	6-6	235	05/11/93	Prairieville, LA	TORONTO	0-1	12/46	6	0	0	2	4.1	7	6	6	4	8	6,021
39	YATES, Kirby	L/R	5-10	205	25/03/87	Lihue, HI	SAN DIEGO	1-0	1/59	3	1	0	0	11.1	9	2	2	4	3	0,058
29	ZEUCH, T.J.	R/R	6-7	225	01/08/95	Mason, OH	TORONTO	1-0	1/59	3	1	0	0	11.1	9	2	2	4	3	0,058





#	CATCHERS (6)	B-T	HT	WT	Birthdate	Birthplace	2020 Clubs	AVG	G	AB	R	H	2B	3B	HR	RBI	BB	SO	SB	MLS
50	ADAMS, Riley	R/R	6-4	225	26/06/96	Encinitas, CA		.183	43	120	18	22	3	0	6	20	21	31	0	2,050
9	JANSEN, Danny	R/R	6-2	230	15/04/95	Elmhurst, IL	TORONTO	.375	9	24	4	9	2	0	1	3	1	4	0	0,047
30	KIRK, Alejandro	R/R	5-8	245	06/11/98	Tijuana, Mexico	TORONTO	.073	19	41	2	3	0	0	1	1	0	11	0	1,043
7	MCGUIRE, Reese	L/R	6-0	215	02/03/95	Seattle, WA	TORONTO													
70	MORENO, Gabriel	R/R	5-11	195	14/02/00	Barquisimeto, Venezuela														

#	INFELDERS (7)	B-T	HT	WT	Birthdate	Birthplace	2020 Clubs	AVG	G	AB	R	H	2B	3B	HR	RBI	BB	SO	SB	MLS
11	BICHETTE, Bo	R/R	6-0	185	05/03/98	Orlando, FL	TORONTO	.301	29	123	18	37	9	1	5	23	5	27	4	1,063
8	BIGGIO, Gavin	L/R	6-2	200	11/04/95	Houston, TX	TORONTO	.250	58	220	41	55	16	0	8	28	41	61	6	1,129
5	ESPINAL, Santiago	R/R	5-10	180	13/11/94	Santiago, Dominican Republic	TORONTO	.267	26	60	10	16	4	0	6	4	16	1	0,136	
27	GUERRERO JR., Vladimir	R/R	6-2	240	16/03/99	Montreal, QC, Canada	TORONTO	.262	60	221	34	58	13	2	9	33	20	38	1	1,157
72	LOPEZ, Otto	R/R	5-10	178	01/10/98	Santo Domingo, Dominican Republic		.223	53	211	28	47	9	1	7	23	25	50	4	6,118
10	SEMEN, Marcus	R/R	6-0	195	17/09/90	San Francisco, CA	OAKLAND													
44	TELLEZ, Rowdy	L/L	6-4	255	16/03/95	Elk Grove, CA	TORONTO	.283	35	113	20	32	5	0	8	23	11	20	0	2,012

#	OUTFIELDERS (6)	B-T	HT	WT	Birthdate	Birthplace	2020 Clubs	AVG	G	AB	R	H	2B	3B	HR	RBI	BB	SO	SB	MLS	
3	DAVIS, Jonathan	R/R	5-8	190	12/05/92	Camden, AR	TORONTO	.259	13	27	4	7	2	0	0	1	6	3	11	1	1,029
15	GRICHUK, Randal	R/R	6-2	213	13/08/91	Rosenberg, TX	TORONTO	.273	55	216	38	59	9	0	12	35	13	49	1	6,033	
13	GURRIEL JR., Lourdes	R/R	6-3	215	10/10/93	Sancti Spiritus, Cuba	TORONTO	.308	57	208	28	64	14	0	11	33	14	48	0	2,094	
37	HERNANDEZ, Teoscar	R/R	6-2	205	15/10/92	Cotui, Dominican Republic	TORONTO	.289	50	190	33	55	7	0	16	34	14	63	6	3,097	
59	PALACIOS, Josh	L/R	6-1	193	30/07/95	New York, NY															
4	SPRINGER, George	R/R	6-3	220	19/09/89	New Britain, CT	HOUSTON	.265	51	189	37	50	6	2	14	32	24	38	1	6,166	

NON-ROSTER PLAYERS

#	PITCHERS (15)	B-T	HT	WT	Birthdate	Birthplace	2020 Clubs	W-L	ERA	G	GS	CG	SV	IP	H	R	ER	BB	SO	MLS
83	ALLGEYER, Nick	L/R	6-3	210	03/02/96	St. Louis, MO														
79	BAKER, Bryan	R/R	6-6	245	02/12/94	Fort Walton Beach, FL														
63	CASTRO, Anthony	R/R	6-2	182	13/04/95	Caracas, Venezuela	DETROIT	0-0	18.00	1	0	0	0	1	1	2	2	1	1	0.033
36	COLE, A.J.	R/R	6-5	240	05/01/92	Winter Springs, FL	TORONTO	3-0	3.09	24	0	0	0	23.1	19	9	9	9	20	3.124
87	HARRIS, Hobie	R/R	6-3	220	06/23/93	McKinney, TX														
84	KLOFFENSTEIN, Adam	R/R	6-5	243	25/06/00	Magnolia, TX														
45	LIRIANO, Francisco	L/L	6-3	220	26/10/83	San Cristobal, Dominican Republic														13.104
75	MANOAH, Alek	R/R	6-6	260	09/01/98	Homestead, FL														
58	MAZZA, Tim	R/R	6-3	220	15/01/92	Allentown, PA														
73	MURRAY, Joey	L/R	6-2	195	23/09/96	Dublin, OH														
85	REES, Jackson	R/R	6-4	210	30/07/94	Aliso Viejo, CA														
81	SNEAD, Kirby	L/L	6-1	218	07/10/94	Alachua, AL														
94	VAN DYK, CJ	R/R	6-1	198	15/09/98	Tampa, FL														
76	WOODS-RICHARDSON, Simeon	R/R	6-3	210	27/09/00	Sugar Land, TX														
91	ZULUETA, Yosver	R/R	6-1	190	23/01/98	Remedios, Cuba														

#	CATCHERS (2)	B-T	HT	WT	Birthdate	Birthplace	2020 Clubs	AVG	G	AB	R	H	2B	3B	HR	RBI	BB	SO	SB	MLS
97	BEC, Chris	R/R	5-11	190	12/30/95	Miami, FL														
86	CLARKE, Philip	L/R	5-11	190	24/03/98	Atlanta, GA														

#	INFELDERS (11)	B-T	HT	WT	Birthdate	Birthplace	2020 Clubs	AVG	G	AB	R	H	2B	3B	HR	RBI	BB	SO	SB	MLS
77	GROSHANS, Jordan	R/R	6-3	205	10/11/99	Magnolia, TX														
92	HPALDO, Miguel	R/R	5-11	197	05/09/00	Santiago, Dominican Republic														
93	JIMENEZ, Leonardo	R/R	5-11	199	17/05/01	Chitre, Panama														
90	LARGE, Cullen	S/R	6-1	185	01/22/96	Midlothian, VA														
80	MARTIN, Austin	R/R	6-0	185	23/03/99	Deland, FL														
95	MARTINEZ, Orelvis	R/R	6-1	188	19/11/01	Santo Domingo, Dominican Republic														
2	PANIK, Joe	L/R	6-1	205	30/10/90	Fonkeas, NY	TORONTO	.225	41	120	18	27	6	0	1	7	20	27	0	6.100
78	SMITH, Kevin	R/R	6-0	190	04/07/96	East Greenbush, NY														
6	URENA, Richard	S/R	6-0	195	26/02/96	San Francisco de Macoris, Dominican Republic														0.156
89	WARMOTH, Logan	R/R	6-0	195	06/09/95	Orlando, FL														
28	WHITE, Tyler	R/R	5-11	238	29/10/90	Moorstboro, NC														2.101

#	OUTFIELDERS (3)	B-T	HT	WT	Birthdate	Birthplace	2020 Clubs	AVG	G	AB	R	H	2B	3B	HR	RBI	BB	SO	SB	MLS
87	NODA, Ryan	L/L	6-3	217	30/03/96	Volo, IL														
82	WALL, Forrest	L/R	6-1	195	20/11/95	Winter Park, FL														
96	YOUNG, Chavez	S/L	6-0	195	08/07/97	Freeport, Bahamas														



2021 TORONTO BLUE JAYS SPRING ROSTER

BY POSITION, NUMERICAL & ALPHABETICAL

BY POSITION

PITCHERS – 36 (21 + 15 NR)

83 ALLGEYER, Nick: LHP (NR)
79 BAKER, Bryan: RHP (NR)
64 BERGEN, Travis: LHP
56 BORUCKI, Ryan: LHP
63 CASTRO, Anthony: RHP (NR)
34 CHATWOOD, Tyler: RHP
36 COLE, A.J.: RHP (NR)
41 DOLIS, Rafael: RHP
87 HARRIS, Hobie: RHP (NR)
31 HATCH, Thomas: RHP
47 KAY, Anthony: LHP
84 KLOFFENSTEIN, Adam: RHP (NR)
45 LIRIANO, Francisco: LHP (NR)
65 LUCIANO, Elvis: RHP
75 MANOAH, Alek: RHP (NR)
22 MATZ, Steven: LHP
58 MAYZA, Tim: LHP (NR)
67 MERRYWEATHER, Julian: RHP
73 MURRAY, Joey: RHP (NR)
24 PEARSON, Nate: RHP
35 PHELPS, David: RHP
38 RAY, Robbie: LHP
85 REES, Jackson: RHP (NR)
14 ROARK, Tanner: RHP
68 ROMANO, Jordan: RHP
99 RYU, Hyun Jin: LHP
81 SNEAD, Kirby: LHP (NR)
48 STRIPLING, Ross: RHP
57 THORNTON, Trent: RHP
60 TICE, Ty: RHP
94 VAN EYK, C.J.: RHP (NR)
62 WAGUESPACK, Jacob: RHP
76 WOODS RICHARDSON, Simeon: RHP (NR)
39 YATES, Kirby: RHP
29 ZEUCH, T.J.: RHP
91 ZULUETA, Yosver: RHP (NR)

CATCHERS – 6 (5 + 2 NR)

50 ADAMS, Riley
97 BEC, Chris (NR)
86 CLARKE, Philip (NR)
9 JANSEN, Danny
30 KIRK, Alejandro
7 McGUIRE, Reese
70 MORENO, Gabriel

INFIELDERS – 18 (8 + 11 NR)

11 BICHETTE, Bo
8 BIGGIO, Cavan
5 ESPINAL, Santiago
77 GROSHANS, Jordan (NR)
27 GUERRERO Jr., Vladimir
92 HIRALDO, Miguel (NR)
93 JIMENEZ, Leonardo (NR)
90 LARGE, Cullen (NR)
72 LOPEZ, Otto
80 MARTIN, Austin (NR)
95 MARTINEZ, Orelvis (NR)
2 PANIK, Joe (NR)
10 SEMIEN, Marcus
78 SMITH, Kevin: INF (NR)
44 TELLEZ, Rowdy
6 URENA, Richard (NR)
74 VALERA, Breyvic
89 WARMOTH, Logan (NR)
28 WHITE, Tyler (NR)

OUTFIELDERS – 9 (6 + 2 NR)

3 DAVIS, Jonathan
15 GRICHUK, Randal
13 GURRIEL Jr., Lourdes
37 HERNANDEZ, Teoscar
59 PALACIOS, Josh
4 SPRINGER, George
82 WALL, Forrest (NR)
96 YOUNG, Chavez: OF (NR)

(NR) Non-Roster Invitee

NUMERICAL

2 PANIK, Joe: INF (NR)
3 DAVIS, Jonathan: OF
4 SPRINGER, George: OF
5 ESPINAL, Santiago: INF
6 URENA, Richard: INF (NR)
7 McGUIRE, Reese: C
8 BIGGIO, Cavan: INF
9 JANSEN, Danny: C
10 SEMIEN, Marcus: INF
11 BICHETTE, Bo: INF
13 GURRIEL Jr., Lourdes: OF
14 ROARK, Tanner: RHP
15 GRICHUK, Randal: OF
22 MATZ, Steven: LHP
24 PEARSON, Nate: RHP
27 GUERRERO Jr., Vladimir: INF
28 WHITE, Tyler: INF (NR)
29 ZEUCH, T.J.: RHP
30 KIRK, Alejandro: C
31 HATCH, Thomas: RHP
34 CHATWOOD, Tyler: RHP
35 PHELPS, David: RHP
36 COLE, A.J.: RHP (NR)
37 HERNANDEZ, Teoscar: OF
38 RAY, Robbie: LHP
39 YATES, Kirby: RHP
41 DOLIS, Rafael: RHP
44 TELLEZ, Rowdy: INF
45 LIRIANO, Francisco: LHP (NR)
47 KAY, Anthony: LHP
48 STRIPLING, Ross: RHP
50 ADAMS, Riley: C
56 BORUCKI, Ryan: LHP
57 THORNTON, Trent: RHP
58 MAYZA, Tim: LHP (NR)
59 PALACIOS, Josh: OF
60 TICE, Ty: RHP
62 WAGUESPACK, Jacob: RHP
63 CASTRO, Anthony: RHP (NR)
64 BERGEN, Travis: LHP
65 LUCIANO, Elvis: RHP
67 MERRYWEATHER, Julian: RHP
68 ROMANO, Jordan: RHP
70 MORENO, Gabriel: C
72 LOPEZ, Otto: INF
73 MURRAY, Joey: RHP (NR)
74 VALERA, Breyvic: INF
75 MANOAH, Alek: RHP (NR)
76 WOODS RICHARDSON, Simeon: RHP (NR)
77 GROSHANS, Jordan: INF (NR)
78 SMITH, Kevin: INF (NR)
79 BAKER, Bryan: RHP (NR)
80 MARTIN, Austin: INF (NR)
81 SNEAD, Kirby: LHP (NR)
82 WALL, Forrest: OF (NR)
83 ALLGEYER, Nick: LHP (NR)
84 KLOFFENSTEIN, Adam: RHP (NR)
85 REES, Jackson: RHP (NR)
86 CLARKE, Philip: C (NR)
89 WARMOTH, Logan: INF (NR)
90 LARGE, Cullen: INF (NR)
91 ZULUETA, Yosver: RHP (NR)
92 HIRALDO, Miguel: INF (NR)
93 JIMENEZ, Leonardo: INF (NR)
94 VAN EYK, C.J.: RHP (NR)
95 MARTINEZ, Orelvis: INF (NR)
96 YOUNG, Chavez: OF (NR)
97 BEC, Chris: C (NR)
99 RYU, Hyun Jin: LHP

MANAGER

25 MONTOYO, Charlie

COACHES

19 HUDGENS, Dave: Bench
18 MARTINEZ, Guillermo: Hitting
40 WALKER, Pete: Pitching
53 BUDZINSKI, Mark: 1B
20 RIVERA, Luis: 3B
26 BUSCHMANN, Matt: Bullpen
17 SCHNEIDER, John: Coach
16 KIM, Gil: Director, Player Dev.

ALPHABETICAL

50 ADAMS, Riley: C
83 ALLGEYER, Nick: LHP (NR)
79 BAKER, Bryan: RHP (NR)
97 BEC, Chris: C (NR)
64 BERGEN, Travis: LHP
11 BICHETTE, Bo: INF
8 BIGGIO, Cavan: INF
56 BORUCKI, Ryan: LHP
63 CASTRO, Anthony: RHP (NR)
34 CHATWOOD, Tyler: RHP
86 CLARKE, Philip: C (NR)
36 COLE, A.J.: RHP (NR)
3 DAVIS, Jonathan: OF
41 DOLIS, Rafael: RHP
15 GRICHUK, Randal: OF
77 GROSHANS, Jordan: INF (NR)
27 GUERRERO Jr., Vladimir: INF
13 GURRIEL Jr., Lourdes: OF
87 HARRIS, Hobie: RHP (NR)
31 HATCH, Thomas: RHP
37 HERNANDEZ, Teoscar: OF
92 HIRALDO, Miguel: INF (NR)
9 JANSEN, Danny: C
93 JIMENEZ, Leonardo: INF (NR)
47 KAY, Anthony: LHP
30 KIRK, Alejandro: C
84 KLOFFENSTEIN, Adam: RHP (NR)
90 LARGE, Cullen: INF (NR)
45 LIRIANO, Francisco: LHP (NR)
72 LOPEZ, Otto: INF
65 LUCIANO, Elvis: RHP
75 MANOAH, Alek: RHP (NR)
80 MARTIN, Austin: INF (NR)
95 MARTINEZ, Orelvis: INF (NR)
22 MATZ, Steven: LHP
58 MAYZA, Tim: LHP (NR)
7 McGUIRE, Reese: C
67 MERRYWEATHER, Julian: RHP
70 MORENO, Gabriel: C
73 MURRAY, Joey: RHP (NR)
59 PALACIOS, Josh: OF
2 PANIK, Joe: INF (NR)
24 PEARSON, Nate: RHP
35 PHELPS, David: RHP
38 RAY, Robbie: LHP
85 REES, Jackson: RHP (NR)
14 ROARK, Tanner: RHP
68 ROMANO, Jordan: RHP
99 RYU, Hyun Jin: LHP
10 SEMIEN, Marcus: INF
78 SMITH, Kevin: INF (NR)
81 SNEAD, Kirby: LHP (NR)
4 SPRINGER, George: OF
48 STRIPLING, Ross: RHP
44 TELLEZ, Rowdy: INF
57 THORNTON, Trent: RHP
60 TICE, Ty: RHP
6 URENA, Richard: INF (NR)
74 VALERA, Breyvic: INF
94 VAN EYK, C.J.: RHP (NR)
62 WAGUESPACK, Jacob: RHP
82 WALL, Forrest: OF (NR)
89 WARMOTH, Logan: INF (NR)
28 WHITE, Tyler: INF (NR)
76 WOODS RICHARDSON, Simeon: RHP (NR)
39 YATES, Kirby: RHP
96 YOUNG, Chavez: OF (NR)
29 ZEUCH, T.J.: RHP
91 ZULUETA, Yosver: RHP (NR)

BULLPEN CATCHERS

61 ANDREPOULOS, Alex
55 ASHLEY, Nevin

BIOGRAPHIES

LAST SEASON

HISTORY

RECORDS

OPPONENTS

PLAYER DEV.

MEDIA & MISC.



HOW THE 2021 BLUE JAYS WERE BUILT 40-MAN ROSTER

TRADES (12)

- Travis Bergen** – from the Arizona Diamondbacks in exchange for cash considerations on Feb. 28, 2021
- Santiago Espinal** – from the Boston Red Sox in exchange for OF Steve Pearce and cash considerations on June 28, 2018
- Teoscar Hernández** – from the Houston Astros along with OF Norichika Aoki in exchange for LHP Francisco Liriano on July 31, 2017
- Randal Grichuk** – from the St. Louis Cardinals in exchange for RHP Conner Greene and RHP Dominic Leone on Jan. 19, 2018
- Thomas Hatch** – from the Chicago Cubs in exchange for RHP David Phelps and cash considerations on July 30, 2019
- Anthony Kay** – from the New York Mets along with RHP Simeon Woods Richardson in exchange for RHP Marcus Stroman and cash considerations on July 28, 2019
- Steven Matz** – from the New York Mets in exchange for RHP Yennsy Diaz, RHP Sean Reid-Foley and RHP Josh Winckowski on January 27, 2021
- Reese McGuire** – from the Pittsburgh Pirates along with OF Harold Ramirez and LHP Francisco Liriano in exchange for RHP Drew Hutchison on Aug. 1, 2016
- Julian Merryweather** – from the Cleveland Indians on Oct. 5th, 2018 as the player to be named later in a trade for INF Josh Donaldson (Aug. 31, 2018)
- Ross Stripling** – from the Los Angeles Dodgers in exchange for two players to be named later on Aug. 31, 2020
- Trent Thornton** – from the Houston Astros in exchange for SS Aledmys Diaz on Nov. 17, 2018
- Jacob Waguespack** – from the Philadelphia Phillies in exchange for LHP Aaron Loup on July 31, 2018

FREE AGENTS (9)

- Tyler Chatwood** – signed on January 21, 2021
- Rafael Dolis** – signed on Feb. 8, 2020
- David Phelps** – signed on Feb. 11, 2021
- Robbie Ray** – signed on Nov. 7, 2020
- Tanner Roark** – signed on Dec. 18, 2019
- Hyun Jin Ryu** – signed on Dec. 27, 2019
- Marcus Semien** – signed on Jan. 30, 2021
- George Springer** – signed on Jan. 23, 2021
- Kirby Yates** – signed on Jan. 20, 2021

INTERNATIONAL FREE AGENTS (5)

- Vladimir Guerrero Jr.** – signed on July 2, 2015
- Lourdes Gurriel Jr.** – signed on Nov. 11, 2015
- Alejandro Kirk** – signed on Sept. 24, 2016
- Otto Lopez** – signed on July 4, 2016
- Gabriel Moreno** – signed on Aug. 3, 2016

FIRST-YEAR PLAYER DRAFT (12)

- Riley Adams** – 3rd round in 2017
- Bo Bichette** – 2nd round in 2016
- Cavan Biggio** – 5th round in 2016
- Ryan Borucki** – 15th round in 2012
- Jonathan Davis** – 15th round in 2013
- Danny Jansen** – 16th round in 2013
- Josh Palacios** – 4th round in 2016
- Nate Pearson** – 1st round in 2017
- Jordan Romano** – 10th round in 2014
- Rowdy Tellez** – 30th round in 2013
- Ty Tice** – 16th round in 2017
- T.J. Zeuch** – 1st round in 2016

RULE 5 DRAFT (1)

- Elvis Luciano** – 10th overall (2018) from the Kansas City Royals

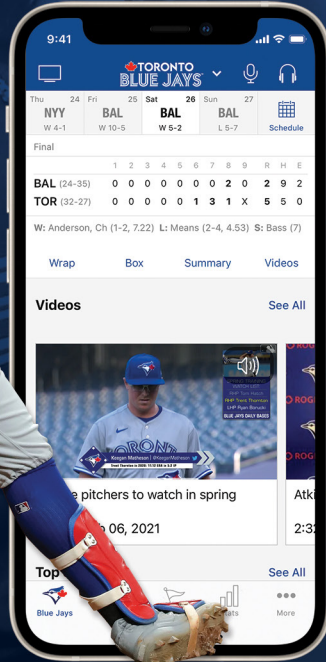
WAIVERS (1)

- Breyvic Valera** – claimed from the San Diego Padres on July 1, 2020





MLB™



OFFICIAL APP OF THE TORONTO BLUE JAYS

Get access to everything Blue Jays everywhere you go. MLB is the #1 app for live Blue Jays baseball. Delivering live audio broadcasts with your favorite announcers, customizable favorite team features, breaking news, video highlights and much more.





2020 SEASON IN REVIEW

TEOSCAR HERNÁNDEZ

2020 SEASON IN REVIEW

BIographies

LAST SEASON

HISTORY

RECORDS

OPPONENTS

PLAYER DEV.

MEDIA & MISC.

2020 AT A GLANCE

Record	32-28, 3rd, 8.0 GB
Franchise Record	3415-3486-3
Under Charlie Montoyo	99-123
Home Attendance (Total/Average)	0/0
vs. LHS/RHS	12-8/20-20
Blue Jays/Opponents Scored First	17-13/15-15
Games Decided in Final AB/Walk-Off	8-13/4-5
One-Run Games	13-10
Home/Road	17-9/15-19
Series Record/Home/Road	8-6-5/6-1-2/2-5-3
Series Openers/Finales	12-7/9-10
After 7.0, Ahead/Tied/Trailing	24-2/3-9/2-14
After 8.0, Ahead/Tied/Trailing	24-2/5-7/0-15
Extra-Inning Games/Home/Road	5-6/2-3/3-3
vs. East/Central/West/NL	22-18/0-0/0-0/10-10
Pre/Post All-Star Break	-/-
Committed No Errors/1+ Errors	17-14/15-14
Hit 0 HR/1+ HR/2+ HR	6-9/26-19/18-9
More/Fewer Hits than Opponent	20-8/10-17
Shutout Games	1-2
Come-From-Behind Wins	17

2020 AT SAHLEN FIELD

Blue Jays Runs/Home Runs	159/43
Opponents Runs/Home Runs	136/24
W-L at Home (2020/2019)	17-9/35-46

BACK IN THE POSTSEASON:

- The Blue Jays returned to the playoffs for 8th time in team history and the first time since 2016, when they held a wild card spot with a an 89-73 record.
- Toronto went 0-2 in the AL Wild Card round at Tampa Bay, taking a 3-1 loss on Sept. 29 and an 8-2 defeat on Sept. 30...Now have a 31-32 all-time franchise record in postseason play...Have gone 1-2 in Wild Card games, 6-2 in ALDS contests, 16-24 in ALCS games, and 8-4 in World Series action - winning both of their entries in six games (1992 vs. ATL; 1993 vs. PHI)...Have gone 6-6 all-time in potential elimination games.

SKIPPER MAKING STRIDES:

- Charlie Montoyo became the 1st manager in Major League Baseball history to lose more than 90 games in his 1st season, and then make it to the playoffs in his 2nd season.
- The Blue Jays finished the 2020 campaign with a .533 win%, after a .414 win% (67-95) in 2019...The year-on-year improvement of +.119 win% was the 2nd largest in team history (+.132 from 1981 to 1982).

NEW KIDS ON THE PLAYOFF BLOCK:

- Toronto's Wild Card roster featured 13 pitchers, three catchers, eight infielders and four outfielders...19 of those 28 players had no prior playoff experience...With an average postseason roster age of 27 years and 329 days, the Blue Jays were the youngest team in the playoffs.
- The Jays made the playoffs without a single player who had been in the Majors for 10+ years, something that had not happened in 105 years, and happened only two other times in MLB history: the 1912 Red Sox and the 1915 Phillies.

A CENTURY IN WAITING:

- Tuesday, Aug. 11 marked the first MLB game in Buffalo, NY, in 104 years, 11 months and three days (or 38,324 days) - when the Buffalo Blues of the Federal League swept a doubleheader from the Baltimore Terrapins, 4-0 and 5-4, on September 8, 1915 at Federal Field.
- The Blue Jays won via walk-off over the Marlins in their 2020 Home Opener, 5-4, in 10 innings on a Travis Shaw bases-loaded single.

STAYING SOUTH:

- The Blue Jays set up shop for the season at Sahlen Field...Played MLB's last Spring Training game on March 12 at PIT before the COVID-19 pandemic forced the league to shut down...Held Summer Camp at Rogers Centre during the first three weeks of July, which was their last stay at the venue for the year.
- Toronto travelled to Tampa for Opening Day on July 24, the latest start to a season in team history, surpassing the mark of April 26, 1995...The 60-game season was the fewest played all-time by the Jays (106 games in 1981)... Announced on July 24 that the team would play the majority of their home games in Buffalo, NY, making 2020 the first season without Major League Baseball in Canada since 1968.

TIGHT GENES:

- On Opening Night at TB, the Blue Jays had a starting infield of Vladimir Guerrero Jr. (1B), Cavan Biggio (2B), Travis Shaw (3B) and Bo Bichette (SS)...Marked the 2nd time in MLB history to have an infield of all sons of former Major League players, joining the Dodgers on June 1, 2012 at COL (Scott Van Slyke, Dee Gordon, Jerry Hairston Jr. and Iván De Jesús Jr.).
- What made the Toronto foursome truly unique is that two fathers were Hall of Famers and all four fathers were All-Star calibre players (Vladimir Guerrero - 9x, Craig Biggio - 7x, Jeff Shaw - 2x, Dante Bichette - 4x).

ROAD WEARY:

- The Blue Jays started the season with 13 consecutive games on the road as they prepared Sahlen Field for play in Buffalo...Went 5-8 over that stretch...Finished 15-19 while away for their 4th straight season with a losing road record...Were 2-5-3 in road series...Their 34 road games were tied for 2nd most in the Majors (SEA - 36; MIA - 34).

MAKES YOU WANNA SHOUT:

- The Blue Jays went 17-9 at Sahlen Field for a .654 win%, tied for the 2nd highest home win% in team history (.675 in 1985)...Finished 6-1-2 in their nine series in Buffalo.
- Toronto scored 6.12 runs/game at home, the 2nd highest in the AL, 3rd highest in MLB, and the highest for a single season in team history (2nd: 5.60 R/G in 2003)...Ranked 2nd in the AL in home AVG (.276), while 3rd in OBP (.345), 3rd in SLG (.478) and 3rd in OPS (.823).

SINCE SETTING UP AT SAHLEN:

- The Blue Jays finally arrived "home" on Aug. 11 as they held their home opener at Sahlen Field...From that day on they led the Majors with 420 hits and 263 runs, while leading the AL with 162 extra-base hits (3rd in MLB) and a .799 OPS (6th in MLB)...Also ranked 2nd in the AL in doubles (86), 2nd in home runs (73), 2nd in AVG (.265), 2nd in SLG (.462) and 4th in OBP (.338).
- Prior to Aug. 11, Toronto was 23rd in MLB in AVG (.218), 29th in OBP (.277), 25th in SLG (.366) and 27th in OPS (.642) while ranking 30th with 3.00 runs/game.

GOING STREAKING:

- Toronto went 6-0-3 in series play from Aug. 17-Sept. 13...The streak of nine consecutive undefeated series was the 2nd longest in team history, behind an 11-series run to end the 1992 season.

TOR, LONGEST UNDEFEATED SERIES STREAKS		
Year	Series	Dates
1992	11	August 27-October 4
2020	9	August 17-September 13
1993	8	May 14-June 9
1991	8	June 21-July 21
1989	8	August 14-September 10
1987	8	July 23-August 20



QUITE A STRETCH:

- Toronto was originally scheduled to be one of seven teams in 2020 to play the maximum of 20 games in 20 days (Aug. 21-Sept. 9), but with a doubleheader against the Phillies also inserted into the schedule on Aug. 20, ended up with a stretch of 28 games in 27 days, from Aug. 14-Sept. 9.
- The Jays went 18-10 through that grind...**Their 18 wins over that span were the most in the AL** and trailed only the Dodgers (19) for the most in the Majors.

DIVISIONAL DETAILS:

- The Blue Jays went 22-18 vs. AL East opponents for their first winning record within the division since going 40-36 in 2016...Went 33-43 in divisional battles in 2019.

INTERLEAGUE INTERACTIONS:

- The Jays went 10-10 during interleague action in 2020, more than tripling their win total from the previous season (went 3-17 during interleague play in 2019)...Connected for 26 homers vs. NL clubs and **have now hit 584 home runs all-time in interleague play, the most among all MLB teams** (2nd: CWS - 562).

ACE OF DIAMONDS:

- Hyun Jin Ryu signed a four-year deal with the Blue Jays in the offseason...In his 1st season with Toronto, posted a 2.69 ERA (20 ER/67.0 IP) to rank 4th in the AL...Also ranked T-9th in the AL in strikeouts (72), 9th in SO/9 (9.67), 7th in BB/9 (2.28) and T-8th in SO/BB (4.24)... Over his last 10 starts, allowed 12 earned runs over 58.0 innings for a 1.86 ERA.
- The lefty's 3.0 WAR (Baseball Reference) for the season was 3rd best in the Majors and 2nd among all pitchers (Mookie Betts - 3.4; Shane Bieber - 3.2).

AL, ERA LEADERS - 2020

Rank	Player	ERA	Strikeouts
1	Shane Bieber	1.63	122
2	Dallas Keuchel	1.99	42
3	Chris Bassitt	2.29	55
4	Hyun Jin Ryu	2.69	72
5	Kenta Naeda	2.70	80

EXTRA FUN:

- The Blue Jays went 5-6 in extra-inning play during the 2020 season...**The 11 extra-inning contests were the most in the Majors** (2nd: HOU - 9).
- The Jays also played in 23 one-run games, tied with the Pirates for 2nd most in MLB, one less than the Astros... Went 13-10 in those games for the 2nd most one-run wins, behind only the Rays (14-5).

GOOD LOURDES:

- Lourdes Gurriel Jr. was one of four players with three or more four-hit games, joining Tim Anderson (4), DJ LeMahieu (4) and Jose Iglesias (3)...Finished with a .308 batting average, good for 6th in the AL and the highest by a Blue Jay since 2006 (Reed Johnson - .319; Lyle Overbay - .312)...**Led the team with 64 hits**, tied for 7th among AL batters...Was also nominated for a Gold Glove Award.
- The 26-year-old left fielder made his postseason debut in Game 1 of the ALWC and went 2-for-4 on a single and a double...Became the 9th player in team history to record a multiple hits in his 1st career playoff game...In Game 2, became the 5th player in club history to record an outfield assist in the postseason when he threw out Mike Brosseau in the 1st inning.

AL, AVG LEADERS - 2020

Rank	Player	AVG	Hits
1	DJ LeMahieu	.364	71
2	Tim Anderson	.322	67
3	David Fletcher	.319	66
4	Jose Abreu	.317	76
5	Alex Verdugo	.308	62
6	Lourdes Gurriel Jr.	.308	64

TEOSCAR-WORTHY SEASON:

- Teoscar Hernández slugged 16 homers during the regular season, tied for 5th most among AL batters, despite spending 10 days on the injured list with a right oblique strain...His 11.88 AB/HR clip was the 4th best rate in the AL...Also ranked 7th in SLG (.579), 7th in OPS (.919) and T-9th in total bases (110) while finishing 13th in AVG (.289) - enough to earn a Silver Slugger Award.
- The right fielder also **racked up seven outfield assists, tied with Alex Verdugo for the most in the Majors.**

AL, HOME RUN LEADERS - 2020

Rank	Player	Home Runs	SLG
1	Luke Voit	22	.610
2	Jose Abreu	19	.617
3	Jose Ramirez	17	.607
3	Mike Trout	17	.603
5	Teoscar Hernández	16	.579
5	Nelson Cruz	16	.595

DRIVING THEM IN:

- Randal Grichuk recorded a team-best 18 multi-hit games (T-8th in the AL)...Hit .328 (20-for-61) with four doubles and four home runs for a .950 OPS vs. left-handed pitchers...**Led the team with 35 RBI** (T-13th in the AL)... Amassed seven home runs and 18 RBI vs. Baltimore, both the most by any player vs. one team in 2020.

BIG-GIO THINGS:

- Cavan Biggio reached base safely in 53 of his 59 regular-season games...His .375 OBP ranked 9th in the AL... Among AL hitters, also ranked T-2nd in walks (41), T-3rd in doubles (16) and T-4th in runs (41)...Finished the season with 265 plate appearances, tied for 3rd most in MLB and one shy of Francisco Lindor for the AL lead... **His 15.6 game percentage was the lowest among all MLB qualified hitters** while his 63.8% pitches taken was 4th highest.
- The 25-year-old doubled in the 8th inning of Game 1 of the ALWC for his 1st career playoff hit...Became the 9th Blue Jay all-time to pick up an extra-base hit in his 1st postseason game.

AL, WALK LEADERS - 2020

Rank	Player	Walks	Runs
1	Carlos Santana	47	34
2	Cavan Biggio	41	41
2	Aaron Hicks	41	28
4	Anthony Rendon	38	29
5	Mark Canha	37	32

MULTI-TALENTED:

- Bo Bichette slashed .301/.328/.512 across 29 games as he also spent four weeks on the injured list with a right knee sprain...Recorded 12 multi-hit games...Now has 32 career multi-hit games, tied for 14th most in MLB history by a player in his first 75 games...**His 98 hits are the most ever by a Blue Jay in his first 75 games** (2nd: Junior Felix - 88).
- The 22-year-old recorded nine doubles, a triple and five homers in 2020...Has 27 career doubles, tied for 6th most in MLB history in a player's first 75 games, and his 44 extra-base hits are tied for 7th most...**His seven consecutive games with an extra-base hit and an RBI from Aug. 6-15 was the longest streak by a shortstop since 1920** - when RBI became an official stat.

TORONTO, HITS IN FIRST 75 CAREER GAMES - ALL-TIME

Rank	Player	Hits	Home Runs
1	Bo Bichette	98	16
2	Junior Felix	88	8
3	Alex Rios	86	1
4	Brett Lawrie	79	12
5	Aaron Hill	78	3



PUTTING THE O IN OUTFIELD:

- Toronto's outfield combined to bat .288 (195-for-678) during the regular season, the **highest outfield batting average in the AL**, trailing only the Mets (.303) for the best in the bigs.
- **The Jays' outfield also led the AL with 40 homers** (2nd in MLB), **195 hits** (3rd in MLB), a **.524 SLG** (2nd in MLB) and an **.873 OPS** (3rd in MLB).

AL, AVG AS OUTFIELDERS - 2020

Rank	Team	AVG	Home Runs
1	Toronto Blue Jays	.288	40
2	Boston Red Sox	.271	21
3	Baltimore Orioles	.264	30
4	Houston Astros	.264	31
5	Chicago White Sox	.255	29

SAHLEN'S TOP DOG:

- Rowdy Tellez playing in 35 games this season before injuring his knee going after a foul ball on Sept. 8 vs. NYY... Hit .283 (32-for-113) for the season while slugging .540 with an .886 OPS (5-2B, 8 HR, 23 RBI)...His rate of 4.91 AB/RBI was 10th best among AL batters (min. 100 AB)... In 14 games at Sahlen Field, went 16-for-46 (.348) with four doubles, five homers and 15 RBI for a 1.136 OPS.
- The first baseman returned from the IL to make his post-season debut in Game 1 of the ALWC, recording a pinch-hit single before scoring Toronto's only run...Became the 2nd player in team history with a post-season pinch-hit and a run scored, joining Ed Sprague who did so with a homer in Game 2 of the 1992 ALCS vs. OAK.

GUERRERO THE GAMER:

- Vladimir Guerrero Jr. was one of 15 MLB players to play the full 60-game schedule in 2020...26 of those contests were at Sahlen Field, in which he batted .323 (32-for-99) with seven doubles, five home runs and 22 RBI.
- The 21-year-old also made his playoff debut in Game 1 of the ALWC...Started as the designated hitter in Game 2 and recorded his 1st career postseason hit as he singled in the 6th inning...**At 21 years and 198 days old, became the youngest player in team history to record a playoff hit**, surpassing teammate Alejandro Kirk who set the mark a night earlier (21.328)...Became the 2nd youngest player in MLB history to start at DH in the post-season, trailing Oakland's Claudel Washington (21.035 on Oct. 5, 1975 at BOS) and supplanting Kirk's mark from the previous game.

DANNY'S DINGERS:

- Danny Jansen batted .183 for the season but finished strong as he went 8-for-25 (.320) with a double, two homers and six RBI over his last eight games (.993 OPS)...Included a 4-for-4 effort on Sept. 23 vs. NYY, in which he recorded three extra-base hits and three RBI and became the 5th catcher (6th time) in team history with 11+ total bases in a game.
- The 25-year-old hit a pair of solo shots in Game 2 of the ALWC...Became the 2nd player in franchise history with a multi-HR game in the playoffs, joining Jose Bautista who did so in Game 6 of the 2015 ALCS at KC...Became the 3rd MLB player to ever record a multi-HR postseason game while batting 9th, joining Anaheim's Adam Kennedy (Game 5 of the 2002 ALCS) and Cleveland's Roberto Perez (Game 1 of the 2016 World Series).

FOREVER NUMBER ONE:

- The Blue Jays paid tribute to the life and legacy of Tony Fernandez with a special "1" commemorative uniform patch, which was worn for the entirety of the season.
- The shortstop signed with Toronto in 1979 and remains the franchise leader in games (1,450), hits (1,583) and triples...He spent 12 seasons with the Jays over the course of four stints with the club and helped the team to a World Series Championship in 1993...The five-time All-Star also claimed four Gold Gloves and had his name elevated to the Blue Jays Level of Excellence on Sept. 23, 2001.

LOCKED WHEN LOADED:

- **The Blue Jays batted an MLB all-time best .434 (23-for-53) with the bases loaded in 2020** (2nd: PHI - .410 in 1976)...In those situations during the regular season, also ranked 2nd in the Majors in OBP (.444), 4th in OPS (1.029) and 7th in SLG (.585).

ROMANO-MATIC:

- Jordan Romano started the season with 9.1 scoreless innings, the 2nd longest scoreless innings streak by a Blue Jay in 2020 (Thomas Hatch - 12.1)...**His 8.2 innings pitched without allowing a hit to start a season passed Tom Henke (8.0 in 1985) for the most in team history, and his 29 consecutive batters faced without allowing a hit were also the most** (Henke - 26).
- The righty was placed on the injured list from Aug. 29 for the rest of the campaign with a right middle finger strain... Among AL pitchers with 15+ appearances, ranked 6th in ERA (1.23), 6th in strikeout rate (36.8%), 9th in opponents' batting average (.154), 11th in SO/9 (12.89) and 12th in WHIP (0.89).

FAST TIMES AT SIX-FOOT-SIX HIGH:

- Nate Pearson made his MLB debut on July 29 at WAS with 5.0 scoreless innings, allowing two hits and two walks while fanning five batters...Became the 3rd pitcher in Blue Jays history to throw 5+ scoreless innings in an MLB debut, joining Mauro Gozzo (Aug. 8, 1989 vs. TEX) and Trent Thornton (March 31, 2019 vs. DET).
- The 24-year-old returned from an IL stint and pitched in relief 1st time on Sept. 25 vs. BAL...Earned his 1st career win with 1.2 scoreless innings (1H, 1BB, 2K)...Struck out the 1st batter he faced (Austin Hays) with a **101.5 MPH fastball, the fastest pitch ever recorded by a Blue Jay** (tracking began in 2008), surpassing a 101.2 MPH pitch by Brandon Morrow on Sept. 10, 2014 vs. CHC.
- The righty also made his playoff debut in Game 2 of the ALWC...Fired 2.0 frames in relief and retired all six batters faced...His five strikeouts were the most by a reliever making his 1st career postseason appearance in club history...Became the 5th rookie all-time to strike out the first three batters faced in a postseason career, joining Craig Kimbrel (3 in 2010), Dave Riske (3 in 2001), Alan Hembree (3 in 1995) and John Candelaria (4 in 1975).

THE CAPTAIN HAS LANDED:

- Alejandro Kirk had his contract selected on Sept. 11 and made his MLB debut with a start on Sept. 12 vs. NYM... At 21 years and 311 days old, made the 4th-youngest catcher debut in team history, behind Brian Milner (18.28 in 1978), Carlos Delgado (21.098 in 1993) and Greg Myers (21.151 in 1987)...Became the 2nd catcher in team history to skip Double-A and Triple-A, joining Milner, who went straight from the draft to the Majors... Singled off of Chasen Shreve in the 6th inning for his 1st career hit...Finished 1-for-3 with a walk and a run scored.
- **Hit his 1st career home run on Sept. 21 vs. NYY, becoming the youngest catcher in team history to do so**...Led off the 2nd, 3rd, 4th and 6th innings with a hit, becoming the 5th player in team history to lead off four innings with a hit in the same game...Became the 7th catcher in the last 50 years to record a four-hit game at the age of 21 or younger.
- The catcher also recorded the Blue Jays' 1st hit of the playoffs, a single to start the 6th inning in Game 1 of the ALWC...Became the youngest player in team history to record a playoff hit, ahead of Junior Felix (22.003 in Game 3 of the 1989 ALCS vs. OAK)...That mark was eclipsed a day later by Vladimir Guerrero Jr. (21.198).

QUITE A CATCH:

- Jonathan Davis earned Play of the Week honours for his catch to rob a home run away from Cedric Mullins on Sept. 27 vs. BAL...Marked his 2nd career Play of the Week award, also doing so for a grab on May 29, 2019 at TB, marking him the 1st AL player to receive the award multiple times since it was introduced in 2019.



2020 MAJOR LEAGUE STANDINGS

A.L. EAST	WON	LOST	PCT.	LAST 10			HOME	ROAD	vs EAST	vs CENT	vs WEST	vs N.L.
				GB	GAMES	STREAK						
z-Tampa Bay	40	20	.667	-	8-2	W4	20-9	20-11	27-13	0-0	0-0	13-7
x-New York	33	27	.550	7.0	4-6	L1	22-9	11-18	23-17	0-0	0-0	10-10
w-Toronto	32	28	.533	8.0	6-4	L1	17-9	15-19	22-18	0-0	0-0	10-10
Baltimore	25	35	.417	15.0	3-7	W1	13-20	12-15	14-26	0-0	0-0	11-9
Boston	24	36	.400	16.0	6-4	W2	11-20	13-16	14-26	0-0	0-0	10-10

A.L. CENTRAL	WON	LOST	PCT.	LAST 10			HOME	ROAD	vs EAST	vs CENT	vs WEST	vs N.L.
				GB	GAMES	STREAK						
y-Minnesota	36	24	.600	-	6-4	L1	24-7	12-17	0-0	23-17	0-0	13-7
x-Cleveland	35	25	.583	1.0	8-2	W1	18-12	17-13	0-0	23-17	0-0	12-8
w-Chicago	35	25	.583	1.0	2-8	L1	18-12	17-13	0-0	25-15	0-0	10-10
Kansas City	26	34	.433	10.0	5-5	W1	15-15	11-19	0-0	17-23	0-0	9-11
Detroit	23	35	.397	12.0	2-8	L1	12-15	11-20	0-0	12-28	0-0	11-7

A.L. WEST	WON	LOST	PCT.	LAST 10			HOME	ROAD	vs EAST	vs CENT	vs WEST	vs N.L.
				GB	GAMES	STREAK						
y-Oakland	36	24	.600	-	5-5	W1	22-10	14-14	0-0	0-0	26-14	10-10
x-Houston	29	31	.483	7.0	4-6	L3	20-8	9-23	0-0	0-0	19-21	10-10
Seattle	27	33	.450	9.0	5-5	L1	14-10	13-23	0-0	0-0	20-20	7-13
Los Angeles	26	34	.433	10.0	6-4	L3	16-15	10-19	0-0	0-0	19-21	7-13
Texas	22	38	.367	14.0	4-6	W3	16-14	6-24	0-0	0-0	16-24	6-14

N.L. EAST	WON	LOST	PCT.	LAST 10			HOME	ROAD	vs EAST	vs CENT	vs WEST	vs A.L.
				GB	GAMES	STREAK						
y-Atlanta	35	25	.583	-	6-4	L2	19-11	16-14	24-16	0-0	0-0	11-9
x-Miami	31	29	.517	4.0	5-5	W1	11-15	20-14	21-19	0-0	0-0	10-10
Philadelphia	28	32	.467	7.0	3-7	L3	19-13	9-19	21-19	0-0	0-0	7-13
New York	26	34	.433	9.0	3-7	L3	12-17	14-17	17-23	0-0	0-0	9-11
Washington	26	34	.433	9.0	7-3	W3	15-18	11-16	17-23	0-0	0-0	9-11

N.L. CENTRAL	WON	LOST	PCT.	LAST 10			HOME	ROAD	vs EAST	vs CENT	vs WEST	vs A.L.
				GB	GAMES	STREAK						
y-Chicago	34	26	.567	-	4-6	W1	19-14	15-12	0-0	22-18	0-0	12-8
x-St. Louis	30	28	.517	3.0	6-4	W1	14-13	16-15	0-0	22-18	0-0	8-10
w-Cincinnati	31	29	.517	3.0	7-3	W1	16-13	15-16	0-0	21-19	0-0	10-10
w-Milwaukee	29	31	.483	5.0	5-5	L1	15-14	14-17	0-0	19-21	0-0	10-10
Pittsburgh	19	41	.317	15.0	4-6	L1	13-19	6-22	0-0	16-24	0-0	3-17

N.L. WEST	WON	LOST	PCT.	LAST 10			HOME	ROAD	vs EAST	vs CENT	vs WEST	vs A.L.
				GB	GAMES	STREAK						
z-Los Angeles	43	17	.717	-	8-2	W4	21-9	22-8	0-0	0-0	27-13	16-4
x-San Diego	37	23	.617	6.0	5-5	W3	21-11	16-12	0-0	0-0	24-16	13-7
San Francisco	29	31	.483	14.0	4-6	L3	19-14	10-17	0-0	0-0	18-22	11-9
Colorado	26	34	.433	17.0	4-6	L1	12-18	14-16	0-0	0-0	17-23	9-11
Arizona	25	35	.417	18.0	6-4	W1	16-14	9-21	0-0	0-0	14-26	11-9

z – CLINCHED BEST RECORD IN LEAGUE
 y – CLINCHED DIVISION TITLE
 x – CLINCHED PLAYOFF BERTH
 w – CLINCHED WILD CARD

BIOGRAPHIES

LAST SEASON

HISTORY

RECORDS

OPPONENTS

PLAYER DEV.

MEDIA & MISC.



WILD CARD STANDINGS

AMERICAN LEAGUE

	W	L	PCT	WCGB	L10	STRK	HOME	ROAD	RS	RA	DIFF
AL East											
z-Tampa Bay	40	20	.667	-	8-2	W4	20-9	20-11	289	229	60
x-New York	33	27	.550	-	4-6	L1	22-9	11-18	315	270	45
AL Central											
y-Minnesota	36	24	.600	-	6-4	L1	24-7	12-17	269	215	54
x-Cleveland	35	25	.583	-	8-2	W1	18-12	17-13	248	209	39
AL West											
y-Oakland	36	24	.600	-	5-5	W1	22-10	14-14	274	232	42
x-Houston	29	31	.483	-	4-6	L3	20-8	9-23	279	275	4
Wild Card											
w-Chicago	35	25	.583	+3.0	2-8	L1	18-12	17-13	306	246	60
w-Toronto	32	28	.533	-	6-4	L1	17-9	15-19	302	312	-10
Seattle	27	33	.450	5.0	5-5	L1	14-10	13-23	254	303	-49
Kansas City	26	34	.433	6.0	5-5	W1	15-15	11-19	248	272	-24
Los Angeles	26	34	.433	6.0	6-4	L3	16-15	10-19	294	321	-27
Baltimore	25	35	.417	7.0	3-7	W1	13-20	12-15	274	294	-20
Boston	24	36	.400	8.0	6-4	W2	11-20	13-16	292	351	-59
Detroit	23	35	.397	8.0	2-8	L1	12-15	11-20	249	318	-69
Texas	22	38	.367	10.0	4-6	W3	16-14	6-24	224	312	-88

NATIONAL LEAGUE

	W	L	PCT	WCGB	L10	STRK	HOME	ROAD	RS	RA	DIFF
NL East											
y-Atlanta	35	25	.583	-	6-4	L2	19-11	16-14	348	288	60
x-Miami	31	29	.517	-	5-5	W1	11-15	20-14	263	304	-41
NL Central											
y-Chicago	34	26	.567	-	4-6	W1	19-14	15-12	265	240	25
x-St. Louis	30	28	.517	-	6-4	W1	14-13	16-15	240	229	11
NL West											
z-Los Angeles	43	17	.717	-	8-2	W4	21-9	22-8	349	213	136
x-San Diego	37	23	.617	-	5-5	W3	21-11	16-12	325	241	84
Wild Card											
w-Cincinnati	31	29	.517	+2.0	7-3	W1	16-13	15-16	243	243	0
w-Milwaukee	29	31	.483	-	5-5	L1	15-14	14-17	247	264	-17
San Francisco	29	31	.483	-	4-6	L3	19-14	10-17	299	297	2
Philadelphia	28	32	.467	1.0	3-7	L3	19-13	9-19	306	311	-5
Colorado	26	34	.433	3.0	4-6	L1	12-18	14-16	275	353	-78
New York	26	34	.433	3.0	3-7	L3	12-17	14-17	286	308	-22
Washington	26	34	.433	3.0	7-3	W3	15-18	11-16	293	301	-8
Arizona	25	35	.417	4.0	6-4	W1	16-14	9-21	269	295	-26
Pittsburgh	19	41	.317	10.0	4-6	L1	13-19	6-22	219	298	-79

z – CLINCHED BEST RECORD IN LEAGUE

y – CLINCHED DIVISION TITLE

x – CLINCHED PLAYOFF BERTH

w – CLINCHED WILD CARD



2020 DAY-BY-DAY RESULTS

wo = walk-off

Date	G#	at	OPP	W/L	Score	Winner	Loser	Save	Record	POS	GB/GA	Att	Total Home	Total Road
July 24	1	at	TB	W	6-4	J. Romano	C. Morton	K. Giles	1-0	T1	0.0	0	0	0
July 25	2	at	TB	L	1-4	N. Anderson	S. Gaviglio	O. Drake	1-1	T1	0.0	0	0	0
July 26	3	at	TB	L	5-6 (10)	C. Roe	S. Yamaguchi		1-2	T4	-1.0	0	0	0
July 27	4	at	WAS	W	4-1	R. Borucki	A. Sanchez	A. Bass	2-2	4	-1.0	0	0	0
July 28	5	at	WAS	W	5-1	T. Roark	A. Voth		3-2	4	-1.0	0	0	0
July 29	6	at	WAS	L	0-4 (10)	D. Hudson	S. Yamaguchi		3-3	T3	-1.0	0	0	0
July 30	7	at	WAS	L	4-6	R. Harper	H. Ryu	D. Hudson	3-4	T3	-2.0	0	0	0
July 31			PHI		**** Postponed ****				4		-2.5			
Aug. 1			PHI		**** Postponed ****				4		-3.0			
Aug. 2			PHI		**** Postponed ****				3		-3.5			
Aug. 3					**** Off Day ****				3		-4.0			
Aug. 4	8	at	ATL	L	1-10	M. Fried	M. Shoemaker		3-5	4	-4.5	0	0	0
Aug. 5	9	at	ATL	W	2-1	H. Ryu	S. Newcomb	A. Bass	4-5	3	-4.0	0	0	0
Aug. 6	10	at	ATL	L	3-4	M. Melancon	W. Font		4-6	4	-4.0	0	0	0
Aug. 7	11	at	BOS	L	3-5	H. Hembree	T. Roark	B. Workman	4-7	5	-4.0	0	0	0
Aug. 8	12	at	BOS	W	2-1	A. Kay	A. Kay	A. Bass	5-7	4	-3.5	0	0	0
Aug. 9	13	at	BOS	L	3-5	M. Barnes	T. Hatch		5-8	5	-3.5	0	0	0
Aug. 10					**** Off Day ****				4		-3.5			
Aug. 11	14	MIA	W	5-4 (10)	A. Cole	S. Tarpley	R. Dolis		6-8	4	-3.5	0	0	0
Aug. 12	15	MIA	L	11-14 (10)	B. Kintzler	R. Dolis	J. Smith		6-9	4	-4.5	0	0	0
Aug. 13					**** Off Day ****				4		-4.5			
Aug. 14	16	TB	W	12-4	W. Font	R. Thompson			7-9	4	-4.5	0	0	0
Aug. 15	17	TB	L	2-3	A. Loup	J. Romano	N. Anderson		7-10	4	-5.0	0	0	0
Aug. 16(2)	18	TB	L	5-7 (8)	A. Loup	W. Font	A. Slegers		7-11	4	-6.5	0	0	0
Aug. 17	19	at	BAL	W	7-2	H. Ryu	A. Cobb		8-11	4	-6.5	0	0	0
Aug. 18	20	at	BAL	W	8-7 (10)	A. Bass	C. Sulser		9-11	4	-5.5	0	0	0
Aug. 19	21	at	BAL	W	5-2	T. Roark	T. Milone	R. Dolis	10-11	4	-4.5	0	0	0
Aug 20(1)	22	PHI	W	3-2 (7)	J. Romano	D. Guerra			11-11	3	-4.0	0	0	0
Aug 20(2)	23	PHI	W	9-8 (7)	A. Kay	H. Neris	A. Cole		12-11	3	-3.5	0	0	0
Aug. 21	24	at	TB	W	6-5 (10)	T. Hatch	A. Loup	J. Romano	13-11	3	-2.5	0	0	0
Aug. 22	25	at	TB	L	1-2 (10)	A. Banda	A. Bass		13-12	3	-3.5	0	0	0
Aug. 23	26	at	TB	L	4-5	J. Fleming	R. Borucki	J. Curtiss	13-13	T3	-4.5	0	0	0
Aug. 24	27	at	TB	W	6-4	T. Hatch	A. Loup	J. Romano	14-13	3	-3.0	0	0	0
Aug. 25	28	BOS	L	7-9	P. Valdez	W. Font	M. Barnes		14-14	3	-4.5	0	0	0
Aug. 26	29	BOS	W	9-1	S. Yamaguchi	C. Brewer			15-14	3	-4.5	0	0	0
Aug. 27					**** Postponed ****				2		-4.5			
Aug. 28	30	BAL	W	5-4 (10)	R. Dolis	C. Sulser			16-14	3	-4.5	0	0	0
Aug. 29	31	BAL	W	5-0	T. Walker	A. Cobb			17-14	3	-4.5	0	0	0
Aug. 30	32	BAL	W	6-5	A. Bass	C. Sulser			18-14	3	-4.5	0	0	0
Aug. 31	33	BAL	L	3-4 (11)	C. Valdez	A. Bass			18-15	3	-5.5	0	0	0
Sept. 1	34	at	MIA	L	2-3	J. Hoyt	S. Yamaguchi	B. Kintzler	18-16	3	-5.5	0	0	0
Sept. 2	35	at	MIA	W	2-1	H. Ryu	S. Sanchez	A. Bass	19-16	3	-5.5	0	0	0
Sept. 3	36	at	BOS	W	6-2 (10)	R. Dolis	P. Valdez		20-16	T2	-5.0	0	0	0
Sept. 4(1)	37	at	BOS	W	8-7 (7)	A. Cole	Z. Godley	A. Bass	21-16	T2	-4.5	0	0	0
Sept. 4(2)	38	at	BOS	L	2-3 (7)	J. Taylor	R. Stripling	M. Barnes	21-17	T2	-5.5	0	0	0
Sept. 5	39	at	BOS	L	8-9	M. Kickham	A. Bass		21-18	T2	-5.5	0	0	0
Sept. 6	40	at	BOS	W	10-8	T. Hatch	M. Hall	R. Dolis	22-18	2	-5.5	0	0	0
Sept. 7	41	NYN	W	12-7	S. Reid-Foley	A. Ottavino			23-18	2	-4.5	0	0	0
Sept. 8	42	NYN	W	2-1	S. Yamaguchi	J. Happ	R. Dolis		24-18	2	-3.5	0	0	0
Sept. 9	43	NYN	L	2-7	D. Garcia	R. Stripling			24-19	2	-4.0	0	0	0
Sept. 10					**** Off Day ****				2		-3.5			
Sept. 11	44	NYM	L	1-18	J. deGrom	C. Anderson	E. Ramirez		24-20	2	-4.5	0	0	0
Sept. 12	45	NYM	W	3-2	R. Ray	S. Lugo	R. Dolis		25-20	2	-4.5	0	0	0
Sept. 13	46	NYM	W	7-3	H. Ryu	D. Peterson			26-20	2	-3.5	0	0	0
Sept. 14					**** Off Day ****				2		-3.5			
Sept. 15	47	at	NYN	L	6-20	D. Garcia	T. Walker		26-21	3	-4.5	0	0	0
Sept. 16	48	at	NYN	L	2-13	G. Cole	T. Roark		26-22	3	-4.5	0	0	0
Sept. 17	49	at	NYN	L	7-10	M. Tanaka	C. Anderson	A. Chapman	26-23	3	-6.0	0	0	0
Sept. 18(1)	50	at	PHI	L	0-7 (7)	Z. Eflin	R. Ray		26-24	3	-6.5	0	0	0
Sept. 18(2)	51	at	PHI	L	7-8 (7)	C. Brogdon	R. Dolis	H. Neris	26-25	3	-7.5	0	0	0
Sept. 19	52	at	PHI	L	1-3	V. Velasquez	H. Ryu	T. Hunter	26-26	3	-8.5	0	0	0
Sept. 20	53	at	PHI	W	6-3	T. Walker	A. Medina	A. Bass	27-26	3	-7.5	0	0	0
Sept. 21	54	NYN	W	11-5	T. Zeuch	M. King			28-26	3	-7.5	0	0	0
Sept. 22	55	NYN	L	1-12	G. Cole	T. Roark			28-27	3	-7.5	0	0	0
Sept. 23	56	NYN	W	14-1	A. Cole	M. Tanaka	R. Stripling		29-27	3	-7.5	0	0	0
Sept. 24	57	NYN	W	4-1	H. Ryu	J. Montgomery	R. Dolis		30-27	3	-7.0	0	0	0
Sept. 25	58	BAL	W	10-5	N. Pearson	J. Lopez			31-27	3	-7.0	0	0	0
Sept. 26	59	BAL	W	5-2	C. Anderson	J. Means	A. Bass		32-27	3	-7.0	0	0	0
Sept. 27	60	BAL	L	5-7	T. Lakin	S. Yamaguchi	C. Valdez		32-28	3	-8.0	0	0	0

POSTSEASON

Date	G#	at	OPP	W/L	Score	Winner	Loser	Save	Record	Round	Att	Total Home	Total Road
Sept. 29	1	at	TB	L	1-3	B. Snell	R. Ray	P. Fairbanks	0-1	ALWC	0	0	0
Sept. 30	2	at	TB	L	2-8	T. Glasnow	H. Ryu		0-2	ALWC	0	0	0

BIOGRAPHIES

LAST SEASON

HISTORY

RECORDS

OPPONENTS

PLAYER DEV.

MEDIA & MISC.



2020 SEASON HIGHS & LOWS

BIographies

LAST SEASON

HISTORY

RECORDS

OPPONENTS

PLAYER DEV.

MEDIA & MISC.

TEAM – GAME (PITCHING)

Most Innings Pitched:	11.0, vs. Baltimore, August 31 (11 innings)
Most Hits Allowed:	19, vs. New York (N.L.), September 11
Most Batters Faced:	55, vs. New York (N.L.), September 11
Most Runs Allowed:	20, at New York (A.L.), September 15
Most Earned Runs:	14, at New York (A.L.), September 15
Most Home Runs Allowed:	7, at New York (A.L.), September 16
Most Walks Allowed:	9, at Boston, August 7
Most Strikeouts:	14, vs. Baltimore, August 31 (11 innings)
Most Strikeouts (9-inning games):	13, vs. Tampa Bay, August 15
Most Hit-By-Pitch:	2, vs. New York (N.L.), September 11
.....	2, at New York (A.L.), September 15

TEAM – GAME (BATTING)

Most At-Bats:	46, vs. Miami, August 12 (10 innings)
Most At-Bats (9-inning games):	42, at Boston, September 5
.....	42, at Boston, September 6
Most Plate Appearances:	51, at Boston, September 6
Most Runs:	14, vs. New York (A.L.), September 23
Most Hits:	18, vs. Miami, August 12 (10 innings)
Most Hits (9-inning games):	16, at Boston, September 5
.....	16, vs. New York (A.L.), September 23
Most Doubles:	5, vs. Baltimore, August 31 (11 innings)
Most Doubles (9-inning games):	4, done 4 times.
Most Triples:	1, done 4 times.
Most Home Runs:	7, vs. Miami, August 12 (10 innings)
Most Home Runs (9-inning games):	6, vs. Tampa Bay, August 14
Most Extra-Base Hits:	9, vs. Miami, August 12 (10 innings)
Most Extra-Base Hits (9-inning games):	6, done 6 times.
Most Total Bases:	41, vs. Miami, August 12 (10 innings)
Most Total Bases (9-inning games):	28, vs. Tampa Bay, August 14
Most Runs Batted In:	13, vs. New York (A.L.), September 23
Most Stolen Bases:	3, vs. Miami, August 12 (10 innings)
.....	3, vs. New York (A.L.), September 7
.....	3, vs. New York (N.L.), September 12
Most Caught Stealing:	1, done 6 times.
Most Walks:	9, at Boston, September 6
.....	9, vs. New York (A.L.), September 7
Most Strikeouts:	16, at Washington, July 29 (10 innings)
Most Strikeouts (9-inning games):	15, at Boston, August 9
Most Sac Hits:	2, vs. Baltimore, August 30
Most Sac Flies:	2, at Tampa Bay, July 24
Most Hit-By-Pitch:	2, vs. Tampa Bay, August 14
.....	2, at Philadelphia, September 18
Most GDP:	3, at Boston, August 7
.....	3, at Tampa Bay, August 22 (10 innings)



INDIVIDUAL – GAME (PITCHING)

Most Innings Pitched:.....	7.0, Hyun-Jin Ryu, vs. New York (A.L.), September 24
Most Hits Allowed:.....	9, Hyun-Jin Ryu, at Washington, July 30
.....	9, Tanner Roark, at Baltimore, August 19
.....	9, Chase Anderson, at Boston, September 5
Most Batters Faced:.....	28, Hyun-Jin Ryu, vs. New York (A.L.), September 24
Most Runs Allowed:.....	7, done 4 times.
Most Earned Runs:.....	7, Shun Yamaguchi, at New York (A.L.), September 15
.....	7, Chase Anderson, at New York (A.L.), September 17
Most Home Runs:.....	5, Chase Anderson, at New York (A.L.), September 17
Most Walks:.....	5, Tanner Roark, at Boston, August 7
.....	5, Taijuan Walker, vs. New York (A.L.), September 8
Most Strikeouts:.....	8, done 5 times.
Most Hit-By-Pitch:.....	2, Shun Yamaguchi, at New York (A.L.), September 15

INDIVIDUAL – GAME (BATTING)

Most At-Bats:.....	6, done 7 times.
Most Plate Appearances:.....	6, done 18 times.
Most Runs:.....	3, done 8 times.
Most Hits:.....	5, Bo Bichette, vs. Miami, August 12 (10 innings)
Most Hits (9-inning games):.....	4, Lourdes Gurriel Jr., at Boston, September 6
.....	4, Lourdes Gurriel Jr., at New York (A.L.), September 17
.....	4, Alejandro Kirk, vs. New York (A.L.), September 21
.....	4, Danny Jansen, vs. New York (A.L.), September 23
.....	4, Lourdes Gurriel Jr., vs. Baltimore, September 27
Most Doubles:.....	2, done 8 times.
Most Triples:.....	1, done 4 times.
Most Home Runs:.....	2, Teoscar Hernandez, at Washington, July 27
.....	2, Teoscar Hernandez, at Washington, July 30
.....	2, Travis Shaw, vs. Miami, August 12 (10 innings)
.....	2, Teoscar Hernandez, vs. Tampa Bay, August 14
.....	2, Randal Grichuk, at Baltimore, August 19
.....	2, Rowdy Tellez, vs. Boston, August 26
.....	2, Lourdes Gurriel Jr., at New York (A.L.), September 17
.....	2, Danny Jansen, vs. New York (A.L.), September 23
Most Extra-Base Hits:.....	3, done 5 times.
Most Total Bases:.....	11, Lourdes Gurriel Jr., at New York (A.L.), September 17
.....	11, Danny Jansen, vs. New York (A.L.), September 23
Most Runs Batted In:.....	4, done 5 times.
Most Stolen Bases:.....	2, done 5 times.
Most Caught Stealing:.....	1, done 6 times.
Most Walks:.....	3, Cavan Biggio, at Baltimore, August 18 (10 innings)
.....	3, Teoscar Hernandez, at Tampa Bay, August 23
.....	3, Jonathan Villar, at Boston, September 6
Most Strikeouts:.....	4, Teoscar Hernandez, at New York (A.L.), September 17
Most Sac Hits:.....	2, Reese McGuire, vs. Baltimore, August 30
Most Sac Flies:.....	1, done 14 times.
Most Hit-By-Pitch:.....	2, Cavan Biggio, vs. Tampa Bay, August 14
Most GDP:.....	1, done 39 times..



2020 TORONTO BLUE JAYS

FINAL STATISTICS

BATTING

#	Player	B	AVG	G	AB	R	H	TB	2B	3B	HR	RBI	BB	IBB	SO	SB	CS	OBP	SLG	OPS	PA	SAC	SF	HBP	GIDP	E
30	Alford, A	R	.188	13	16	3	3	6	0	0	1	3	0	0	7	3	0	.188	.375	.562	16	0	0	0	0	0
11	Bichette, B	R	.301	29	123	18	37	63	9	1	5	23	5	1	27	4	1	.328	.512	.840	128	0	0	0	2	3
8	Biggio, C	R	.250	59	220	41	55	95	16	0	8	28	41	0	61	6	0	.375	.432	.807	265	0	0	3	2	5
49	Davis, J	R	.259	13	27	4	7	12	2	0	1	6	3	0	11	1	0	.364	.444	.808	34	0	1	2	1	0
3	Drury, B	R	.152	21	46	3	7	8	1	0	0	1	2	0	9	0	0	.184	.174	.358	49	0	1	0	0	0
5	Espinal, S	R	.267	26	60	10	16	20	4	0	0	6	4	0	16	1	0	.308	.333	.641	66	1	1	0	1	2
23	Fisher, D	L	.226	16	31	5	7	14	2	1	1	7	7	0	11	0	1	.359	.452	.811	39	0	1	0	0	1
15	Grichuk, R	R	.273	55	216	38	59	104	9	0	12	35	13	1	49	1	1	.312	.481	.793	231	0	2	0	5	1
27	Guerrero Jr., V	R	.262	60	221	34	58	102	13	2	9	33	20	1	38	1	0	.329	.462	.791	243	0	0	2	6	3
13	Gurriel Jr., L	R	.308	57	208	28	64	111	14	0	11	33	14	0	48	3	1	.348	.534	.882	224	0	2	0	7	1
37	Hernández, T	R	.289	50	190	33	55	110	7	0	16	34	14	0	63	6	1	.340	.579	.919	207	0	1	1	4	3
9	Jansen, D	R	.183	43	120	18	22	43	3	0	6	20	21	0	31	0	0	.313	.358	.671	147	3	1	2	1	2
7	Joseph, C	R	.125	3	8	2	1	4	0	0	1	2	1	0	1	0	0	.222	.500	.722	9	0	0	0	0	2
85	Kirk, A	R	.375	9	24	4	9	14	2	0	1	3	1	0	4	0	0	.400	.583	.983	25	0	0	0	0	0
10	McGuire, R	L	.073	19	41	2	3	6	0	0	1	1	0	0	11	0	0	.073	.146	.220	45	4	0	0	1	3
28	McKinney, B	L	.667	2	3	1	2	2	0	0	0	0	0	0	0	0	0	.667	.667	1.333	3	0	0	0	0	0
2	Panik, J	L	.225	41	120	18	27	36	6	0	1	7	20	0	27	0	0	.340	.300	.640	141	0	0	1	4	1
6	Shaw, T	L	.239	50	163	17	39	67	10	0	6	17	16	0	50	0	0	.306	.411	.717	180	0	1	0	4	3
44	Tellez, R	L	.283	35	113	20	32	61	5	0	8	23	11	1	20	0	1	.346	.540	.886	127	0	2	1	1	0
20	Villar, J	S	.188	22	69	3	13	14	1	0	0	6	9	0	22	7	0	.278	.203	.481	79	0	1	0	0	4
10	Vogelbach, D	L	.000	2	4	0	0	0	0	0	0	0	1	0	2	0	0	.200	.000	.200	5	0	0	0	0	0
TORONTO			.255	60	2023	302	516	892	104	4	88	288	203	4	508	33	6	.325	.441	.766	2263	8	14	12	39	39
OPPONENTS			.255	60	2027	312	517	883	105	9	81	293	250	7	519	32	10	.339	.436	.775	2309	6	12	14	42	45

POSTSEASON

#	Player	B	AVG	G	AB	R	H	TB	2B	3B	HR	RBI	BB	IBB	SO	SB	CS	OBP	SLG	OPS	PA	SAC	SF	HBP	GIDP	E
11	Bichette, B	R	.000	2	6	0	0	0	0	0	0	1	1	0	1	0	0	.125	.000	.125	8	0	1	0	0	2
8	Biggio, C	L	.125	2	8	0	1	2	1	0	0	0	0	0	6	0	0	.125	.250	.375	8	0	0	0	0	0
15	Grichuk, R	R	.143	2	7	0	1	1	0	0	0	0	1	0	5	0	0	.250	.143	.393	8	0	0	0	0	0
27	Guerrero Jr., V	R	.143	2	7	0	1	1	0	0	0	0	0	0	4	0	0	.250	.143	.393	8	0	0	1	0	0
13	Gurriel Jr., L	R	.250	2	8	0	2	3	1	0	0	0	0	0	1	0	0	.250	.375	.625	8	0	0	0	0	0
37	Hernández, T	R	.143	2	7	0	1	1	0	0	0	0	1	0	4	0	0	.250	.143	.393	8	0	0	0	0	0
9	Jansen, D	R	.400	2	5	2	2	8	0	2	2	0	0	0	0	0	0	.400	1.600	2.000	5	0	0	0	0	0
85	Kirk, A	R	.333	1	3	0	1	1	0	0	0	0	0	0	0	0	0	.333	.333	.667	3	0	0	0	0	0
10	McGuire, R	L	.000	1	0	0	0	0	0	0	0	0	0	0	0	0	0	.000	.000	.000	0	0	0	0	0	0
2	Panik, J	L	.167	2	6	0	1	1	0	0	0	0	0	0	0	0	0	.167	.167	.333	6	0	0	0	0	0
6	Shaw, T	L	.250	1	4	0	1	1	0	0	0	0	0	0	1	0	0	.250	.250	.500	4	0	0	0	0	0
44	Tellez, R	L	1.000	1	1	1	1	1	0	0	0	0	0	0	0	0	0	1.000	1.000	2.000	1	0	0	0	0	0
20	Villar, J	S	.000	1	2	0	0	0	0	0	0	0	0	0	1	0	0	.000	.000	.000	2	0	0	0	1	0
TORONTO			.188	2	64	3	12	20	2	0	2	3	3	0	23	0	0	.232	.313	.544	69	0	1	1	1	2
OPPONENTS			.254	2	63	11	16	29	2	1	3	10	5	0	20	1	1	.309	.460	.769	68	0	0	0	1	0

BIOGRAPHIES

LAST SEASON

HISTORY

RECORDS

OPPONENTS

PLAYER DEV.

MEDIA & MISC.



PITCHING

#	Player	T	W	L	ERA	G	GS	CG	SHO	GF	HLD	SV	SVO	IP	H	R	ER	HR	HB	BB	IBB	SO	AVG	WP	BK	GDP	BF
22	Anderson, C	R	1	2	7.22	10	7	0	0	0	0	0	0	33.2	45	29	27	11	1	10	0	38	.315	1	0	2	154
52	Bass, A	R	2	3	3.51	26	0	0	0	14	4	7	9	25.2	17	13	10	2	0	9	2	21	.189	0	0	1	100
79	Bergen, T	L	0	0	0.00	1	0	0	0	0	0	0	0	1.2	1	0	0	0	0	1	0	3	.200	0	0	0	6
56	Borucki, R	L	1	1	2.70	21	0	0	0	1	3	0	2	16.2	12	5	5	1	0	12	1	21	.200	0	0	1	73
36	Cole, A	R	3	0	3.09	24	0	0	0	7	2	1	4	23.1	19	9	8	3	0	9	2	20	.226	3	0	1	95
41	Dolis, R	R	2	2	1.50	24	0	0	0	9	7	5	6	24.0	16	9	4	1	1	14	0	31	.193	3	0	4	100
5	Espinal, S	R	0	0	9.00	2	0	0	0	2	0	0	0	2.0	3	2	2	1	1	1	0	0	.333	0	0	0	11
63	Font, W	R	1	3	9.92	21	0	0	0	5	2	0	1	16.1	28	19	18	2	1	9	0	15	.378	1	0	2	85
43	Gaviglio, S	R	0	1	9.00	4	0	0	0	1	0	0	0	3.0	3	3	0	0	5	0	1	.273	0	1	0	17	
51	Giles, K	R	0	0	9.82	4	0	0	0	1	1	1	1	3.2	4	4	2	0	4	0	6	.267	0	0	0	19	
31	Hatch, T	R	3	1	2.73	17	1	0	0	1	3	0	0	26.1	18	11	8	2	2	13	0	23	.191	0	0	2	109
47	Kay, A	L	2	0	5.14	13	0	0	0	3	0	0	0	21.0	22	13	12	3	0	14	1	22	.268	0	0	2	98
67	Merryweather, J	R	0	0	4.15	8	3	0	0	0	1	0	0	13.0	11	6	6	0	0	6	0	15	.224	0	0	1	55
48	Moran, B	L	0	0	0.00	2	0	0	0	1	0	0	1	1.0	1	0	0	0	0	0	0	1	.250	0	0	0	4
66	Murphy, P	R	0	0	1.50	4	0	0	0	2	0	0	0	6.0	6	1	1	0	0	2	0	5	.261	0	0	1	25
24	Pearson, N	R	1	0	6.00	5	4	0	0	0	0	0	0	18.0	14	15	12	5	0	13	0	16	.209	1	0	0	81
64	Perez, H	R	0	0	10.80	1	0	0	0	0	0	0	0	1.2	3	2	2	1	0	3	0	1	.429	0	0	1	10
38	Ray, R	L	1	1	4.79	5	4	0	0	0	0	0	0	20.2	22	13	11	4	0	14	0	25	.265	0	0	0	97
54	Reid-Foley, S	R	1	0	1.35	5	0	0	0	2	0	0	0	6.2	3	3	1	0	0	6	1	6	.125	0	0	0	30
14	Roark, T	R	2	3	6.80	11	11	0	0	0	0	0	0	47.2	60	39	36	14	2	23	0	41	.309	2	0	7	220
68	Romano, J	R	2	1	1.23	15	0	0	0	3	5	2	3	14.2	8	3	2	2	0	5	0	21	.154	0	0	0	57
99	Ryu, H	L	5	2	2.69	12	12	0	0	0	0	0	0	67.0	60	22	20	6	1	17	0	72	.234	1	0	7	275
34	Shoemaker, M	R	0	1	4.71	6	6	0	0	0	0	0	0	28.2	22	16	15	8	0	9	0	26	.210	0	0	4	115
48	Stripling, R	R	0	2	6.32	5	2	0	0	1	0	1	1	15.2	18	11	11	1	0	7	0	13	.286	0	0	0	70
57	Thornton, T	R	0	0	11.12	3	3	0	0	0	0	0	0	5.2	15	7	7	0	0	3	0	6	.517	0	0	1	33
62	Waguespack, J	R	0	0	8.15	11	0	0	0	2	1	0	0	17.2	27	20	16	2	2	9	0	16	.346	0	0	1	90
00	Walker, T	R	2	1	1.37	6	6	0	0	0	0	0	0	26.1	22	10	4	3	1	11	0	25	.218	1	0	1	113
1	Yamaguchi, S	R	2	4	8.06	17	0	0	0	7	1	0	1	25.2	28	25	23	6	2	17	0	26	.283	2	1	3	120
35	Zeuch, T	R	1	0	1.59	3	1	0	0	1	0	0	0	11.1	9	2	2	1	0	4	0	3	.209	0	0	0	47
TORONTO			32	28	4.60	60	60	0	1	60	33	17	29	524.2	517	312	268	81	14	250	7	519	.255	15	2	42	2309
OPPONENTS			28	32	4.66	60	60	1	2	59	27	15	27	523.0	516	302	271	88	12	203	4	508	.255	19	2	39	2263

POSTSEASON

#	Player	T	W	L	ERA	G	GS	CG	SHO	GF	HLD	SV	SVO	IP	H	R	ER	HR	HB	BB	IBB	SO	AVG	WP	BK	GDP	BF
52	Bass, A	R	0	0	0.00	1	0	0	0	0	0	0	0	1.0	0	0	0	0	0	2	0	1	.000	0	0	0	4
56	Borucki, R	L	0	0	0.00	1	0	0	0	0	0	0	0	0.2	0	0	0	0	0	0	0	1	.000	0	0	0	2
36	Cole, A	R	0	0	54.00	1	0	0	0	0	0	0	0	0.1	1	2	2	1	0	1	0	1	.500	0	0	0	3
41	Dolis, R	R	0	0	0.00	1	0	0	0	1	0	0	0	1.0	1	0	0	0	0	0	0	0	.333	0	0	1	3
31	Hatch, T	R	0	0	0.00	2	0	0	0	1	0	0	0	2.0	0	0	0	0	0	0	0	1	.000	0	0	0	6
24	Pearson, N	R	0	0	0.00	1	0	0	0	0	0	0	0	2.0	0	0	0	0	0	0	0	5	.000	0	0	0	6
38	Ray, R	L	0	1	3.00	1	0	0	0	0	0	0	0	3.0	1	1	1	0	0	1	0	5	.100	1	0	0	11
99	Ryu, H	L	0	1	16.20	1	1	0	0	0	0	0	0	1.2	8	7	3	2	0	1	0	3	.571	0	0	0	15
34	Shoemaker, M	R	0	0	0.00	1	1	0	0	0	0	0	0	3.0	2	0	0	0	0	0	0	2	.182	0	0	0	11
48	Stripling, R	R	0	0	6.75	1	0	0	0	0	0	0	0	1.1	3	1	1	0	0	0	0	1	.429	0	0	0	7
TORONTO			0	2	3.94	2	2	0	0	2	0	0	0	16.0	16	11	7	3	0	5	0	20	.254	1	0	1	68
OPPONENTS			2	0	1.50	2	2	0	0	2	2	1	1	18.0	12	3	3	2	1	3	0	23	.188	3	0	1	69



2020 MISCELLANEOUS STATISTICS

BIOGRAPHIES

LAST SEASON

HISTORY

RECORDS

OPPONENTS

PLAYER DEV.

MEDIA & MISC.

	HOME		ROAD		TOTALS	
	W	L	W	L	W	L
vs. Baltimore Orioles	5	2	3	0	8	2
vs. Boston Red Sox	1	1	4	4	5	5
vs. New York Yankees	5	2	0	3	5	5
vs. Tampa Bay Rays	1	2	3	4	4	6
TOTALS VS. EAST	12	7	10	11	22	18

vs. Cleveland Indians	0	0	0	0	0	0
vs. Chicago White Sox	0	0	0	0	0	0
vs. Detroit Tigers	0	0	0	0	0	0
vs. Kansas City Royals	0	0	0	0	0	0
vs. Minnesota Twins	0	0	0	0	0	0
TOTALS VS. CENTRAL	0	0	0	0	0	0

vs. Houston Astros	0	0	0	0	0	0
vs. Los Angeles Angels	0	0	0	0	0	0
vs. Oakland Athletics	0	0	0	0	0	0
vs. Seattle Mariners	0	0	0	0	0	0
vs. Texas Rangers	0	0	0	0	0	0
TOTALS VS. WEST	0	0	0	0	0	0

TOTALS VS. A.L.	12	7	10	11	22	18
------------------------	-----------	----------	-----------	-----------	-----------	-----------

vs. Atlanta Braves	0	0	1	2	1	2
vs. Miami Marlins	1	1	1	1	2	2
vs. New York Mets	2	1	0	0	2	1
vs. Philadelphia Phillies	2	0	1	3	3	3
vs. Washington Nationals	0	0	2	2	2	2
TOTALS VS. N.L.	5	2	5	8	10	10

OVERALL TOTALS	17	9	15	19	32	28
-----------------------	-----------	----------	-----------	-----------	-----------	-----------

DOUBLEHEADERS	
HOME	WON 1 LOST 0 SPLIT 0
ROAD	WON 0 LOST 1 SPLIT 1

ATTENDANCE	
HOME	0 (27 DATES) 0 AVG
ROAD	0 (30 DATES) 0 AVG

	TOR	OPP.
Double Plays	47	46
Triple Plays	0	0
Left On Base	412	427
Solo HR	53	50
Two-Run HR	23	20
Three-Run HR	11	10
Grand Slam HR	1	1
Home Runs (Home)	43	24
Home Runs (Away)	45	57

	HOME		ROAD		TOTALS	
	W	L	W	L	W	L
Shutouts	1	0	0	2	1	2
SHO - Individual	0	0	0	1	0	1
Extra Innings	2	3	3	3	5	6
One-Run Decisions	7	2	6	8	13	10
Two-Run Decisions	0	3	3	4	3	7
vs. LH Starters	6	4	6	4	12	8
vs. RH Starters	11	5	9	15	20	20
Grass Fields	17	9	12	15	29	24
Artificial Fields	0	0	3	4	3	4
Day Games	4	3	5	8	9	11
Night Games	13	6	10	11	23	17

	WON	LOST
Starters	10	10
Relievers	22	18
Streaks	6	6

WORLD SERIES/LCS SHARES:

Here are the individual share/total of all shares that Blue Jays players have received when reaching the post season.

1985	\$26,697.41/\$975,671.41	(1st place-East/lost ALCS)
1989	\$37,927.84/\$1,513,851.10	(1st place-East/lost ALCS)
1991	\$35,163.53/\$1,541,918.45	(1st place-East/lost ALCS)
1992	\$114,962.16/\$4,871,020.61	(1st place-East/won World Series)
1993	\$127,920.77/\$5,327,335.76	(1st place-East/won World Series)
2015	\$141,834.47/ \$8,385,857.91	(1st place-East/lost ALCS)
2016	\$123,045.09/9,195,339.25	(2nd place-East/lost ALCS)





TORONTO BLUE JAYS HISTORY

DAMASO GARCIA

HISTORY OF THE TORONTO BLUE JAYS™



1977 – First Pitch: On April 7, 1977, 44,649 fans brave snow and freezing temperatures as the Blue Jays play their first ever regular season game, a 9-5 win over the Chicago White Sox at Exhibition Stadium.

1970s

The City of Toronto was awarded a franchise in the American League on March 26, 1976 and named Peter Bavasi Executive Vice-President and General Manager on June 18. On August 12, the "Blue Jays" were selected by Directors from over 4,000 names and 30,000 entries in a "Name the Team" contest. Roy Hartsfield became the first on-field Manager and catcher Phil Roof was purchased from the Chicago White Sox, becoming the first player in franchise history.

On March 11, 1977, the Blue Jays played in their first spring training game, defeating the New York Mets in Dunedin, Florida by a 3-1 score. On April 7, 1977, 44,649 fans braved snow and freezing temperatures as the Blue Jays win their first ever regular season game, 9-5, over the Chicago White Sox. Doug Ault became an instant hero, hitting two home runs in the contest. In their inaugural season, highlights included a 19-3 win over the Yankees, with Roy Howell collecting nine RBI, while the home attendance of 1,701,052 set a record for a first-year expansion club.



Bell/Moseby/Barfield: George Bell, Lloyd Moseby and Jesse Barfield played together in Toronto's outfield for six straight seasons from 1984-1989

Over the next two seasons, in 1978 and 1979, the Blue Jays saw several firsts. Jim Clancy got the 4-2 victory in front of 44,327 fans, which is marked by the pitcher starting the first triple play in franchise history. On June 26, 1978, the Blue Jays exploded for a franchise-high 24 runs. Bobby Matlick became the team's second Manager on October 18, 1979. For his performance in 1979, SS Alfredo Griffin was named co-winner of the AL Rookie of the Year Award. From December 2-7, Toronto played host to the Winter Meetings, the first held outside the United States.

1980s

The decade of the 1980's represented another birth for the franchise, as by the end of the decade the club rose from an expansion team to formidable AL East contender. In 1980, still in the early years, the club set a franchise record with 67 victories while pushing attendance past six million, an expansion record. Field manager Bobby Cox took over the reins in 1982 and led the club to new heights in his four years as Manager. 1982 saw the team climb out of the basement for the first time in its history, winning 78 games to finish in a tie for 6th with Cleveland.

1983 marks a significant time as the Blue Jays finished over .500 for the first time in franchise history with an 89-73 record, good for 4th place and only nine games out of first. Notable performances included the first 100 RBI season by a Blue Jay (Willie Upshaw) and first 100-run season (Lloyd Moseby). The Blue Jays became only the second team in league history to win Player of the Week honours in three consecutive weeks, when Luis Leal, Dave Stieb and Lloyd Moseby turned the trick in May. The enthusiasm for the club continued to build as a record 9,104 season tickets were sold for the 1984 season. They saw their club march up the standings for a second place finish at 89-73, solidifying their position as AL East contenders. Over the course of the season, the Blue Jays claimed 19 one-run contests in a row, while Cliff Johnson set a then Major League record mark for pinch-hit home runs with his 19th career shot. All of this was witnessed by 2,110,009 fans, which put the Blue Jays in elite company as just the 18th franchise to top two million fans in a season.

PLAYOFF BOUND:

The ascent to AL East Champions is complete in 1985. On the second to last day of the regular season, the Blue Jays defeat the New York Yankees by a 5-1 score to secure their first postseason berth. During the 1985 season a Blue Jays ticket was a hot commodity. On July 27, the club saw average attendance top 30,000 per game for the first time. 47,686 fans showed up for an October 4th contest vs. New York to set a single game mark, while final attendance reaches a new high of 2,468,925. Season ticket sales are capped at 11,500.

The Blue Jays' first foray into the playoffs provided lots of drama and some solid learning experiences for future





George Bell MVP: George Bell cemented himself as the AL's best, posting a .308 average with 47 home runs and 134 RBI to earn MVP honours. He is one of two players in franchise history to win the award (Josh Donaldson - 2015).

years. Jumping out to 2-0 and 3-1 series leads vs. the AL West Champion Kansas City Royals, it appeared inevitable that the Blue Jays would make their first World Series appearance. Unfortunately, the Kansas City Royals had other ideas, coming from behind to become only the 5th club in Major League history to win a series after trailing 3-1. George Brett led the way, collecting several key hits while Jim Sundberg delivered the decisive blow off Blue Jays ace Dave Stieb, with a bases-clearing, wind-assisted triple off the top of the right-field fence in Game 7.

Heading into 1986, season tickets were capped at 14,000 as the club celebrates its 10th anniversary. On July 10, INF Darnaso Garcia became the first player to record 1,000 hits in a Blue Jays uniform, while RHP Jim Clancy became the first to win 100 games for the franchise. SS Tony Fernandez became the first to record 200 hits in a season and RF Jesse Barfield earned the franchise its first Gold Glove award. The Blue Jays dropped to 4th place in the East with an 86-76 record, as Jimmy Williams took over as team manager.

MVP:

George Bell cemented himself as the AL's best, posting a .308 average with 47 home runs and 134 RBI to earn the honour as AL MVP in 1987. He became the first Blue Jay ever selected by fans to appear in an All-Star Game. The Blue Jays set several club marks, including a 10-home run game vs. Baltimore on September 14, with Ernie Whitt belting three. A franchise record 11-game winning streak began on June 2, while attendance soared to 2,778,429, an all-time high for any AL East club. On Canada Day, a single-game record 47,828 fans packed their way into Exhibition Stadium in a contest vs. the New York Yankees. The season ends in shocking fashion as a 3.5 game lead was lost in the final week with seven consecutive losses. Four of the losses came to eventual champions, Detroit, all of them by one run, including two in extra innings. On the season's final day, LHP Jimmy Key lost a 1-0

battle to Frank Tanana with the lone run coming from a wall-scraping home run to left field by OF Larry Herndon in the 2nd inning. Key injuries to C Ernie Whitt and SS Tony Fernandez down the stretch proved to be too much to overcome.

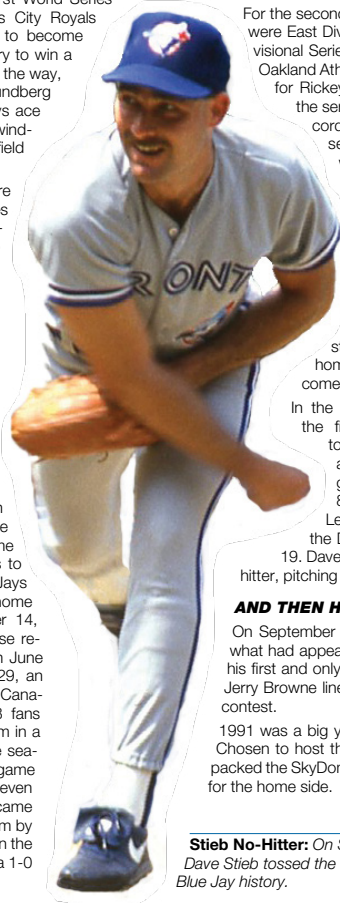
A 3rd place finish in 1988 (87-75) was highlighted by some individual accomplishments. George Bell began the season the same way he left off his 1987 MVP campaign, becoming the first player in Major League history to hit three home runs on Opening Day and the only player over the course of the season to earn two Player of the Week awards. Dave Stieb continued his dominance of AL hitters, flirting with no-hitters on three occasions, all three one-hitters, including back-to-back one-hitters on Sept. 24 and 30. Incredibly, both games see him lose the no-hitter with two outs in the 9th inning.

A SIGNIFICANT CHANGE:

The 1989 season began with the naming of Paul Beeston as President on January 10. On May 15, with the team sitting at 12-24, Manager Jimmy Williams was replaced by Cito Gaston on an interim basis. On May 28, the Blue Jays played their final game at Exhibition Stadium, defeating the White Sox, 7-5. The team moved into the SkyDome and capped season tickets at 26,000. They open the SkyDome on June 5 with a loss to the Milwaukee Brewers. 49,501 watched the Blue Jays on September 16, to set a new single-season record for home attendance. The Blue Jays went on to post a 77-49 record under Cito Gaston and clinch their second division title. Dave Stieb posted two more one-hitters, and comes within one out of a perfect game vs. New York on August 4, when Roberto Kelly broke up the bid with a double.

BEEEN HERE BEFORE:

For the second time in five seasons, the Blue Jays were East Division Champions, and fell in the Divisional Series, this time to the AL West Champ Oakland Athletics. The Blue Jays were no match for Rickey Henderson, as he batted .400 in the series with a 1.609 OPS and a LCS record eight stolen bases in the five-game series. They were outscored, 31-16, with the Blue Jays only victory coming in Game 3 behind Jimmy Key.



1990s

The Toronto Blue Jays entered the 90's as an established contender, looking to build on regular season performances that had yet to yield playoff success. With the state-of-the-art SkyDome now their home, it was time to see this vision become reality.

In the first full season at SkyDome, and the first full season under Cito Gaston, the club came up just short of a post-season berth, finishing two games behind the Red Sox with an 86-76 record. The team set a Major League attendance record by passing the Dodgers' 1982 mark on September 19. Dave Stewart tossed SkyDome's first no-hitter, pitching for the Oakland A's.

AND THEN HE WAS PERFECT:

On September 2, 1990, Dave Stieb accomplished what had appeared so elusive in his career, tossing his first and only no-hitter vs. the Cleveland Indians. Jerry Browne lined out to RF Junior Felix to end the contest.

1991 was a big year for the franchise in many ways. Chosen to host their first All-Star Game, 52,382 fans packed the SkyDome to see Jimmy Key pick up the win for the home side.

Stieb No-Hitter: On Sept. 2, 1990 vs. Cleveland, Dave Stieb tossed the only no-hitter in Blue Jay history.





Joe Carter – 1993: *The Blue Jays won their 2nd consecutive World Series title after Joe Carter hit a walk-off home run in Game 6 vs. the Phillies to help Toronto capture the series.*

In December of 1990, the Blue Jays cemented a deal that changed the fortunes of the club, acquiring future Hall of Famer 2B Roberto Alomar and OF Joe Carter from San Diego in exchange for SS Tony Fernandez and 1B Fred McGriff. Another attendance mark was set and the four-million fan barrier was broken as 4,001,526 saw the Blue Jays return to the postseason by winning the AL East with a 91-71 record. Tom Henke set a then record for consecutive saves with 25. On May 1 in Texas, Nolan Ryan no-hit the Blue Jays for his 7th and final no-hitter.

THIRD TIME IS A CHARM:

The AL West Champion Minnesota Twins awaited the Blue Jays in the AL Championship Series. The Blue Jays came home to Toronto with a 1-1 series split, primed to make their first World Series appearance. Unfortunately, an 11-inning heartbreaker saw the series tide turn as Mike Pagliarulo homered off Mike Timlin to put the Blue Jays down, 2-1. In Game 5, the Twins finished off the series by scoring three runs in the 8th inning, winning 8-5 and sending the Blue Jays home early once again.

Newly acquired RHP Jack Morris led the Blue Jays into the 1992 season by making his Major League record 13th consecutive Opening Day start. He tossed a complete game in a 4-2 win in Detroit. The Blue Jays set a Major League attendance record again in 1992 with 4,028,318 fans and clinched their

fourth playoff berth on October 3. Dave Winfield set a Blue Jays mark with 23 home runs as a DH while becoming the oldest player to register 100 or more RBI in a season.

TIME TO CELEBRATE:

An old foe awaited Toronto in the 1992 Championship series in the Oakland Athletics, a team very similar to the club that handled the Blue Jays just two seasons ago in the playoffs. The Blue Jays split the first two games at home before heading to Oakland for Games 4, 5 and 6. Juan Guzman gave the Blue Jays a 2-1 series lead before a dramatic Game 4 became the catalyst for the Blue Jays first ever World Series appearance. In Game 4, the Blue Jays found themselves down 5-1 after three and 6-1 heading into the 8th inning. They came within striking distance with a three-run 8th inning before Dennis Eckersley, the league's widely known "best closer," attempted to close out the game in the 9th. With a man on, Roberto Alomar delivered the biggest hit in franchise history, belting a game-tying two-run home run to right field. The Blue Jays went on to win in 11 and then took the series in six games.

More drama ensued in the Blue Jays' first World Series appearance, facing perennial playoff club, the Atlanta Braves. After dropping the first contest, Game 2 saw backup C/INF Ed Sprague propel the Blue Jays to their first ever World Series win with a pinch-hit, two-run home run off Jeff Reardon in a 5-4 win. Game 3, the first World Series game played outside of the US, was noteworthy for "the catch" made by Devon White in the 4th inning, resulting in a near triple play. That was key in keeping the score tied at 2-2 in the 9th inning. Candy Maldonado drove in Roberto Alomar for the game-winner and a 3-1 series lead. Unable to close the series out in Game 5, the Blue Jays needed one more dramatic at-bat to bring the World Series to Canada. Tied in the 11th inning, Dave Winfield doubled down the left-field line to drive in two runs. When Mike Timlin tossed an Otis Nixon bunt to Joe Carter, the long journey to World Series Champions had concluded.

In 1993, a record-tying seven Blue Jays were selected to the All-Star team (Alomar, Carter, Hentgen, Molitor, Olerud, Ward, White). John Olerud flirted with a .400 average, going as late as August 2 at the .400 mark, and eventually became the first Blue Jay to win a batting title. In fact, the top three spots at season's end belonged to the Blue Jays (Olerud – .363, Molitor – .332, Alomar – .326), the first time in 100 years this had occurred. The Blue Jays won the AL East again, and on July 31, they acquired OF Rickey Henderson to propel them into another postseason run.

In the 1993 AL Championship Series, the Blue Jays and Chicago White Sox won two games on opposition soil before the Blue Jays reversed the trend and won Game 5 at SkyDome. In all six games, the team that scored first won the contest. Roberto Alomar once again led the way with a .316 average, including reaching base in all five plate appearances in Game 5. Dave Stewart closed out the series, moving to 8-0 in ALCS play with a 6-3 victory.

In a highly entertaining series, the Blue Jays brought back-to-back championships to Canada, defeating the Philadelphia Phillies in six games. The series was highlighted by a classic Game 4 contest in Philadelphia on October 20 that saw the Blue Jays overcome 12-7 and 14-9 deficits with a six-run 8th inning. 10 men came to the plate in the 8th, with Devon White tying the contest with a two-out RBI triple. Rickey Henderson provided the game-winning hit in a contest that took four hours and 14 minutes to play. In Game 6 in Toronto, the Blue Jays trailed the Phillies, 6-5, entering the bottom of the 9th. Phillies closer Mitch Williams allowed a walk to Henderson and



a one-out single to Molitor before Joe Carter ended the series with a three-run home run to left field. The, "You'll never hit a bigger home run in your life," quote was made famous by longtime Blue Jays announcer Tom Cheek.

The 1994 season ended prematurely on August 12 as a player strike began. It did not end until late April of 1995. The Blue Jays did not return to the postseason during the balance of the 90's, finishing as high as 3rd in 1998 and 1999. Paul Beeston was named Canada's Baseball Man of the Year in 1994, while Howard Starkman picked up the Robert O. Fishel award for Public Relations Excellence in 1996.

The Blue Jays opened their 20th season in Las Vegas vs. Oakland, a season where RHP Pat Hentgen began a string of three successive Blue Jays CY Young awards winners, with Roger Clemens winning in 1997 and 1998



Carlos Delgado: The first baseman played with the Blue Jays for 12 seasons, from 1993-2004. He is the all-time club leader in many offensive categories, including runs (889), doubles (343), home runs (336), RBI (1,058) and walks (827).

EXCELLENCE IS MEASURED:

The Blue Jays honoured OF George Bell and RHP Dave Stieb by unveiling their names as the first on the Level of Excellence. Over the years, only the most prominent Blue Jays will see their names on the outfield facade. Joe Carter and Cito Gaston were added in 1999.

Cito Gaston ended a glorious run with the club after being relieved of his duties on September 24, 1997. During his tenure, the club won three divisional titles and two World Series.

Interleague play began in 1997 with the Blue Jays playing the Montreal Expos in the regular season for the first time. The decade closed out with some significant accomplishments after Gord Ash assumed the role of General Manager in 1998. The same year, SS Tony Fernandez became the all-time hits leader and RHP Roger Clemens became just the 11th pitcher in MLB history to record 3,000 strikeouts. OF Shawn Green became the first Blue Jay to post 30 home runs and 30 stolen bases in 1998. RHP Pat Hentgen was the 4th Blue Jay to win 100 games and RHP Billy Koch posted his 31st save in 1999 to set a then AL Rookie record.

2000s:

Rogers Communications assumed control of the franchise in September of 2000. During the summer of the same year, the Blue Jays put on a

Halladay 2003 Cy Young: Roy Halladay became the third Blue Jay to win a Cy Young Award in 2003, joining Pat Hentgen (1996) and Rogers Clemens (1997-1998). Halladay is the all-time club leader in winning % (.661) while ranking 2nd in wins (148), shutouts (15) and strikeouts (1,495).



Ted Rogers: In September of 2000, local ownership returned to the Toronto Blue Jays as Rogers Communications Inc. purchased 80% control of the franchise.


power display, becoming the first Major League team to have four players with 20 or more home runs before the All-Star break (Delgado, Batista, Mondesi, Cruz). The 134 home runs at home set a new AL mark and the 244 total home runs set a new franchise record. Carlos Delgado was named Sporting News Player of the Year.

The 2001 campaign saw the club open the season with one game vs. the Texas Rangers in Puerto Rico. Raul Mondesi pulled off the first straight steal of home in franchise history and Carlos Delgado assumed the franchise lead in home runs, passing Joe Carter. Jeff Frye hit for the cycle on August 17, joining Kelly Gruber as the only Blue Jays to accomplish the feat.

Carlos Delgado's team-record streak of 432 consecutive games played came to an end on August 4, 2002. Pat Gillick was enshrined on the Level of Excellence on August 7, 2002. The 2002 campaign came to a close with Eric Hinske named Rookie of the Year.

On June 15, 2003, Reed Johnson became only the fourth player in MLB history to hit a leadoff and walk-off home run in the same game. Roy Halladay won 15 straight decisions in 2003 on his way to a club-record 22 wins and a Cy Young award.

On September 2, 2003, Carlos Delgado banged out four home runs to become the 15th player in MLB history to accomplish the feat. Legendary broadcaster Tom Cheek had his streak of 4,306 consecutive games come to an end after the sudden passing of his father on June 3, 2004. Later in the season, Cheek was enshrined on the Level of Excellence. John Gibbons relieved Carlos Tosca of his duties on August 8, 2004. The final day



of the season was overshadowed by the sudden passing of longtime Blue Jay and current broadcaster John Cerutti.

Vernon Wells picked up a Gold Glove Award in 2004 and again in 2005. On April 4, Tom Cheek called back-to-back home runs by Orlando Hudson and Vernon Wells in his last game as a Blue Jays broadcaster; he later passed away on October 9, 2005.

After key signings of RHP A.J. Burnett and LHP B.J. Ryan in 2006, the team went on to post its best record of the decade, finishing in 2nd place with an 87-75 record. It marked the first time the Blue Jays placed higher than 3rd since the World Series winning clubs in 1992 and 1993. They saw five players go to the All-Star Game (Halladay, Ryan, Wells, Glaus, Rios).

The Blue Jays signed free agent Frank Thomas to a two-year contract in 2007. On June 28 in Minnesota, he became just the 21st player in MLB history to hit 500 career home runs, accomplishing the feat with a 1st inning home run off Carlos Silva.

Roberto Alomar took centre stage once again on April 4, 2008 as he saw his name honoured with many Blue Jay greats on the Level of Excellence. Cito Gaston made his return to the dugout as he replaced John Gibbons as Manager with the team holding a 35-39 record. Gaston led the club to a 10-game winning streak in September, finishing with a 51-37 record the rest of the way in 2008. He was rewarded with a two-year contract following the season.

General Manager JP Ricciardi was replaced following the 2009 season by assistant Alex Anthopoulos on October 3. Aaron Hill and Adam Lind had stellar offensive seasons, earning both players a Silver Slugger Award. Hill also was named Comeback Player of the Year, while Lind was recognized as the AL's best Designated Hitter, picking up the Edgar Martinez Award.

2010s:

In 2010, Jose Bautista won the Hank Aaron award and a Silver Slugger award, after setting a club mark with 54 home runs. He became just the 16th player in MLB history to record 54 home runs and just the 7th player to post 50 home runs, 30 doubles and 100 walks in the same season. Overall, the team hit 257 home runs, tying for the 3rd highest total in MLB history. Brandon Morrow turned in one of the most impressive performances in franchise history on August 8 vs. Tampa Bay as his no-hit bid ended with two outs in the 9th inning. However, he finished with a one-hit and 17 strikeouts. Cito Gaston was honoured in the final home game with a pre-game ceremony on September 29, 2010.

THE HALL IS CALLING:

Roberto Alomar, a 12-time All-Star and 10-time Gold Glove winning second baseman, was inducted into the National Baseball Hall of Fame by the Baseball Writers' Association of America on July 24, 2011 at the Clark Sports Center in



Home Run Record: Jose Bautista broke the Blue Jays home run record in 2010, leading the Majors with 54 homers. He remains as the only Toronto player to hit at least 50 home runs in a season.



Cito Gaston: Cito Gaston waves goodbye as he is honoured at Rogers Centre in the final game of 2010. Gaston has the most wins as a manager in club history, amassing 913 in 1764 games (1989-1997; 2008-2010).

Cooperstown, NY. The two-time World Series Champion, donned the Toronto Blue Jays cap in the Hall, marking the first ever Blue Jays player to be elected into the Hall of Fame. Alomar, who was in his 2nd year on the ballot, received 523 votes which then represented the 3rd highest total in history, for a 90 percent majority.

John Farrell was appointed as the 12th Manager in franchise history and led the club to an 81-81 record in his first season. Jose Bautista was once again the offensive leader, earning a second consecutive Hank Aaron award as the league's best hitter. He led the AL in home runs with 47, while also posting league leading numbers in walks (132), slugging % (.608) and OPS (1.056). Bautista became the first player to lead the Majors in all of the above categories since Barry Bonds in 2001, and the first AL player since Ted Williams in 1942. The fans also recognize his dominance by registering 7,454,753 All-Star votes, then the most in MLB history. In the minors, four of the Blue Jays affiliates make the playoffs, with two clubs (New Hampshire and Vancouver) winning league championships. Baseball America rated the Blue Jays Minor League system 4th, up from 19th just one year prior. On November 18, 2011, the Blue Jays unveiled a new logo that brought the "blue" back to the Blue Jays, recognizing the classic Toronto look.

In June of 2012, Jose Bautista recorded 14 home runs, 30 RBI, 22 walks and 24 runs scored in 27 games to capture his 5th career monthly award. He also finished at the top in homers, RBI and slugging percentage (.750), and tied for 1st in walks and extra-base hits (18). His 14 homers established a new club record for the most home runs in any single month and marked the most in a calendar month by any player since Colorado's Troy Tulowitzki hit 15 round trippers in September of 2010. It also was the most for an AL player since New York's Alex Rodriguez hit 14 home runs in April of 2007.

On Sept. 18, 2012, the club announced that they had entered into a Player Development Contract with the Buffalo Bisons of the International League (AAA). On Oct. 21, 2012, the Blue Jays released Manager John Farrell from his contract as he was hired by the Red Sox to take over that same position with them, an agreement reached by both teams. On Nov. 19, 2012, the Blue Jays and Marlins completed the biggest trade in baseball history, measured in number of players changing hands, as Toronto acquired RHP Josh Johnson, LHP Mark Buehrle, SS Jose Reyes, IF/OF Emilio Bonifacio and C John Buck in exchange for C Jeff Mathis, SS Yunel Escobar, SS Adeiny Hechavarria, RHP Henderson Alvarez, LHP Justin Nicolino, OF Jake Marisnick and RHP Anthony Desclafani. On Nov. 20, the Blue Jays hired John Gibbons as Manager to take over for John Farrell. Gibbons became the second person to have two tenures as Blue Jays Manager, along with Cito Gaston. General Manager Alex Anthopoulos made another big splash in the offseason by acquiring the 2012 NL Cy Young award winner, RHP R.A. Dickey, from the




New York Mets on Dec. 17, 2012, along with C Josh Thole and C Mike Nickeas in exchange for two of Toronto's top prospects, C Travis d'Arnaud and RHP Noah Syndergaard, along with C John Buck and OF Wulmer Beccera.

Major League Baseball and Baseball Commissioner Allan H. (Bud) Selig named the Toronto Blue Jays as the 2012 recipient of the Commissioner's Award for Philanthropic Excellence, which was created in 2010 to annually recognize an extraordinary charitable and philanthropic effort of an MLB club.

Toronto had four players participate in the 2013 All-Star game along with Manager John Gibbons, who was one of the coaches selected by Jim Leyland. OF Jose Bautista, 1B Edwin Encarnacion, LHP Brett Cecil and RHP Steve Delabar represented the Blue Jays at the 2013 Classic. Delabar was the winner of the mlb.com Final Vote, becoming the first Toronto player to win with 9.6 million votes. On July 21, 2013, Carlos Delgado became the 10th member inducted into the Toronto Blue Jays Level of Excellence.

On Dec. 9, 2013, at the Winter Meetings, RHP Roy Halladay signed a contract with the Blue Jays. This agreement ensured that the legendary right-hander retired as a Toronto Blue Jay. Halladay finished a distinguished 16-year career with a record of 203-105 (.659 winning percentage) in 416 games, 390 starts with an ERA of 3.38. Roy is among the Blue Jays club leaders in many pitching categories, ranking 2nd in wins (148), strikeouts (1495) and shutouts (15), 3rd in ERA (3.43), starts (287), complete games (49) and innings pitched (2,046.2). His 148-76 record as a Blue Jay resulted in a .661 winning percentage, the highest mark in club history.

Jose Bautista once again led the Majors in the 2014 fan voting (5,859,019) and made his 5th consecutive appearance in the All-Star Game, joining Roberto Alomar as the only Toronto players to earn four consecutive starts. Bautista was named the AL captain for the Home Run Derby and was eliminated in the semi-final by the eventual winner, Yoenis Cespedes. His



Tom Cheek: Tom Cheek, who called the first 4,306 regular-season and 41 postseason games in Toronto Blue Jays history, was selected as the 2013 recipient of the Ford C. Frick Award, presented annually for excellence in broadcasting by the National Baseball Hall of Fame and Museum. Cheek, who passed away on Oct. 9, 2005, was honored as part of Hall of Fame Weekend 2013 in Cooperstown, N.Y.



Alomar – Gillick HOF: Roberto Alomar was inducted into the National Baseball Hall of Fame in July of 2011, becoming the first and only member to be enshrined with a Blue Jays cap. Alomar is joined by former Blue Jays General Manager, Pat Gillick, who was inducted in to the Hall of Fame on the same day. Gillick was instrumental in building the Blue Jays from an expansion team in 1977 to World Series Champions. Gillick was also responsible for bringing Alomar to Toronto, acquiring him in a trade with San Diego.



10-HR in the 1st round was the most by any participant. On Sept. 8, 2014 vs. CHC, Bautista hit his 200th career homer as a Blue Jay, becoming just the 5th player in club history to accomplish the feat. Edwin Encarnacion led the Majors in May, 2014 with 16 HR, 22 XBH, a .763 SLG and was 2nd with 33 RBI. The 16 HR in May set a club record for any month and was the most by any player in May since Barry Bonds hit a MLB record 17 HR in 2001. The 16 homers in May was tied for 2nd on the all-time MLB list with Mickey Mantle (1956) and Mark McGwire (1998). It was the most hit in any month since Sammy Sosa hit 17 HR in August, 2001. Encarnacion became the first player in club history with four or more multi-homer games in a calendar month. His five multi-HR games in May tied an MLB record for most multi-HR games in any calendar month (Albert Belle: Sept., 1995 and Harmon Killebrew: May, 1959). He was named AL Player of the Month for May. On June 6, 2014 vs. STL, the Blue Jays celebrated the 25th anniversary of the Rogers Centre. Like they did back on June 5, 1989, they sent Jimmy Key to the mound to throw out the Ceremonial First Pitch to former catcher Ernie Whitt. Joining them to deliver the game's starting lineup was former Blue Jays Manager Cito Gaston, who managed the first game at the ballpark. On April 10, 2014 the Toronto Blue Jays announced the creation of the Howard Starkman Award to be presented annually to the Employee of the Year. Starkman officially retired on April 11 as the longest serving employee in the organization and was the inaugural recipient of the award named in his honour. On Sept. 10, the Toronto Blue Jays were named the winners of 2014 Steve Patterson Award for excellence in sports philanthropy, granted in recognition of the Jays Care Foundation's charitable and community efforts across Canada.

In 2015, the Blue Jays had Josh Donaldson, Jose Bautista and Russell Martin represent them in the 86th All-Star Classic. Donaldson was the MLB leading vote-getter, setting an all-time record after accumulating 14,090,188 votes. He was the first Toronto third baseman and fourth Toronto infielder, to win a fan election, joining Roberto Alomar (1991-94), John Olerud (1993) and Carlos Delgado (2003). For Bautista, it marked his 6th straight overall All-Star selection (2010-2015), his first time being chosen by the players. For the 5th straight year he was selected as a starter, the only Blue Jay to accomplish that feat. His six All-Star appearances also represent the most by any Blue Jay (Roberto Alomar-5, Joe Carter-5). Prior to the July, 2015 trade deadline, GM Alex Anthopoulos pulled off four separate deals as Toronto acquired Troy Tulowitzki and LaTroy Hawkins from the Rockies on July 28. The Jays also acquired David Price from the Tigers on July 30 before adding Ben Revere from the Phillies and Mark Lowe from the Mariners on July 31. After that point, Toronto posted a record of 40-18 the rest of the way for the best record in baseball. On Aug. 31, 2015, Rogers Communications announced that Mark Shapiro has been appointed President and CEO of the Toronto Blue Jays and Rogers Centre, to take place following the completion of the team's 2015 season. Shapiro assumed the role from Paul Beeston, who retired at the end of the season. The team clinched its first division title since 1993 after defeating the Orioles in Baltimore by a score of 15-2 in Game 1 of a doubleheader. The victory ended the longest active playoff drought by any team in professional sports. It marked the 6th time in franchise history to have won their division. The Blue Jays defeated the Texas Rangers in the best-of-five Division Series after trailing 2-0. In the finale, Jose Bautista put Toronto in front for good, crushing a three-run homer in the 7th inning to break a 3-3 tie. Toronto then lost their ALCS series vs. the Royals in six games. On Oct. 29, 2015, Alex Anthopoulos stepped down as Senior VP of Baseball Operations and GM. Vice President of Baseball Operations and Assistant GM, Tony Lacava was named Interim General Manager following Anthopoulos's departure. On Nov. 19, 2015, Josh Donaldson became just the second player in franchise history to win the AL MVP Award (George Bell in 1987). Donaldson finished with 23 first-place votes (385 points overall) as he had 81 more points than the

2nd place finisher (Mike Trout). On Dec. 3, 2015, Toronto named Ross Atkins as Executive Vice President of Baseball Operations and General Manager. He became the seventh GM in franchise history. Tony LaCava was then promoted to the position of Senior Vice President of Baseball Operations and Assistant GM after serving as the Interim GM.

In 2016, the Blue Jays won the top Wild Card position after going 89-73, representing the seventh postseason in franchise history (1985, 1989, 1991, 1992, 1993, 2015, 2016). That marked just the second time in club history to earn a postseason berth in consecutive seasons (last: 1991-1993). The Blue Jays defeated the Orioles at Rogers Centre in the Wild Card game on Tuesday, Oct. 4, after Edwin Encarnacion hit a walk-off three-run homer in the 11th inning. Toronto won the Division Series, 3-0, over Texas for their first ever postseason sweep. The Jays appeared in consecutive ALCS series in back-to-back seasons for just the second time in franchise history (1991-1993), but fell to the Cleveland Indians, 3-1, in the ALCS. Toronto drew 3,392,099 in attendance for an average of 41,878, which represented the most in the AL and third most in the Majors (LAD - 45,720; STL - 42,525), their highest total since 1994 (49,287). The pitching staff posted a 3.47 ERA on the road which represented the best mark in all of baseball and was the third lowest mark in franchise history (3.07 in 1981 and 3.16 in 1991). It also marked the second time that Toronto led the Majors in ERA on the road (last: 3.07 in 1981) and third time to lead the AL (3.89 in 2008 and 3.16 in 1991). Aaron Sanchez led the American League in ERA at 3.00, becoming the 5th different Blue Jays pitcher to lead the AL in ERA, joining Roger Clemens (2x), Dave Stieb, Juan Guzman and Jimmy Key. J.A. Happ was one of just three pitchers to finish the year with 20 wins (Rick Porcello-22, Max Scherzer-20) as he became the 6th different 20-game winner in club history (8th time), joining Roy Halladay (2x), Roger Clemens (2x), Jack Morris, Pat Hentgen and David Wells to accomplish that feat. It marked the second time that a LHP recorded 20 wins in a season (David Wells-20 in 2000). Edwin Encarnacion became only third player in club history to record four seasons of 35+ HR and 100+ RBI, joining Delgado (5x) and Bautista (4x). The Jays also averaged over 1 million viewers per game on TV nationwide (Sportsnet).

In 2017, Roberto Osuna and Justin Smoak represented the Blue Jays at the All-Star Game. At 22.352 years old, Osuna became the youngest player to appear in an ASG in team history. Smoak went 1-for-1 with a walk to become the third Blue Jay to reach base more than once in a Mid-Summer Classic contest. The first baseman hit a career-high 38 homers in 2017, the most all-time by a Toronto switch-hitter. He also set an MLB record with 11 home runs in the 9th inning or later. The team played in an AL-high 53 one-run games. Despite finishing 76-86, Toronto led the AL in attendance, selling 3,203,886 tickets.

In 2018, the season began with the second number retirement in team history, as the late Roy Halladay had his number 32 lifted to the rafters on Opening Day. Lourdes Gurriel Jr. recorded multiple hits in 11 straight games from July 11-29. The multi-hit streak was the longest in team history and marked the seventh 11+ game multi-hit streak since 1900. The shortstop took AL Rookie of the Month for July with a .423 (30-for-71) average over the course of the month. Kendrys Morales also had a club-record streak as he homered in seven straight games from Aug. 19-26. The seven-game stretch was the longest ever by a switch-hitter and tied for 4th longest all-time, one back of the leaders. J.A. Happ was Toronto's lone representative at the All-Star Game and picked up the first save ever by a Blue Jay at the Mid-Summer Classic. Rowdy Tellez joined the club in September and became the first player in the live-ball era to have an extra-base hit in each of his first three MLB plate appearances. He then became the first player to record seven doubles in his first seven career games and tied an MLB record with 10 XBH in his first 40 PA. The team set a franchise record, using 63 different players to get through 2018.



Toronto wrapped up the decade with an average roster age of 26 years and 266 days, the second youngest in the Majors. The average age of their position players was 25.298, the youngest among all 30 clubs. The Blue Jays had an MLB-high 840 games played by rookies during the 2019 campaign and led all teams in in rookie hits (535), doubles (115), home runs (97), RBI (284), walks (224) and extra-base hits (218). The club set team records in rookie doubles, homers, RBI, walks and extra-base hits, having only more hits and games played in their 1977 inaugural season. They also became the first team ever to have double-digit home runs from six different rookies, surpassing the 1958 San Francisco Giants. Cavan Biggio recorded the third cycle in franchise history as he accomplished the feat on Sept. 17 in Baltimore. Bo Bichette set an MLB record with a nine-game doubles streak from July 31-Aug. 8, and became the first player to ever record 15 extra-base hits in his first 15 career games. Vladimir Guerrero Jr. led AL rookies with 126 hits and became the first rookie in team history to win two Player of the Week Awards. The 20-year-old also became the youngest player to ever participate in the Home Run Derby and set an MLB record as he hit a total of 91 homers in the competition, surpassing Giancarlo Stanton's total of 61 in 2016.

The 2020 season was like none other. After the COVID-19 pandemic delayed Opening Day until July 24, the Blue Jays made Sahlen Field in Buffalo, NY, their "home" for the 60-game season - the first season without Major League Baseball in Canada since 1968. Toronto managed to go 17-9 at home and finished with a 32-28 record, good enough for a Wild Card spot in the newly expanded 16-team postseason format. The Jays lost both playoff games in Tampa Bay, 3-1 and 8-2, after making the postseason with the youngest average roster age of all 16 clubs. They were also the first team in 105 years to make the playoffs without a single player who had been in the Majors for at least 10 seasons. Toronto finished the 2020 campaign with a .533 win%, after a .414 win% (67-95) in 2019, for a year-on-year improvement of +.119, which was the 2nd largest in team history. The Blue Jays made their mark with a stretch of 28 games in 27 days in which they went 18-10, the most wins in the AL over that span. Teoscar Hernández slugged 16 home runs, tied for 5th most among AL batters while ranking 7th in SLG (.579) and 7th in OPS (.919). Lourdes Gurriel Jr. finished 6th in the AL with a .308 batting average. Cavan Biggio ranked T-2nd in walks (41), T-3rd in doubles (16), and T-4th in runs (41) in the AL. Hyun Jin Ryu ranked 4th in the AL with a 2.69 ERA while 3rd in MLB with a 3.0 bWAR.



Vladimir Guerrero Jr.: Vladimir Guerrero Jr. set a Major League record as he belted 91 homers during the 2019 Home Run Derby.



Sahlen Field: The Blue Jays went 17-9 while calling Sahlen Field in Buffalo, NY, their home for the 2020 campaign.



HISTORY OF THE LOGO

Courtesy: Chris Creamer, SportsLogos.net

PRIMARY LOGO (1977 – 1996)

Unveiled two months after the team was named, the Toronto Blue Jays original logo made its debut to the baseball world on October 8, 1976. The design is attributed to a team that includes draftsman Paco Belsué from Toronto's Savage Sloan Ltd. and Richard Walker from Labatts. It featured the stylized double-blue profile of a blue jay superimposed on a baseball accompanied by a red maple leaf symbolizing the team's status as the first and only Canadian team in the American League. The team name, surrounding the main elements, boasts its now-famous light blue split-lettering typography. The Blue Jays used this logo from their expansion season right through to the end of 1996, a span of twenty seasons. The logo was worn by six members of the National Baseball Hall of Fame and used by the team during five playoff appearances and two World Series titles.

PRIMARY LOGO (1997 – 2002)

Designed by Major League Baseball, the Toronto Blue Jays announced the first logo change in team history on November 19, 1996 along with a set of brand new uniforms. The stylized double-blue blue jay head remained on a baseball, but now appeared with a modernized style and the addition of the colour grey. The maple leaf, once small and off to the right, was enlarged considerably and placed behind both the ball and the blue jay with the team name below in modified split-lettering. The Blue Jays used this logo for six seasons, including the on-field debut of Hall of Fame pitcher Roy Halladay and for back-to-back American League Cy Young Award winning seasons for Roger Clemens.

PRIMARY LOGO (2003)

While it was only used as the primary logo for one season, the Blue Jays had previously used this logo as an alternate logo for the three seasons prior to its "call-up" in 2003. Originally unveiled for use on batting practice and Spring Training uniforms on February 1, 2000, the logo features a blue jay wrapped around a large red "T" while holding a yellow bat and tossing a ball into the air. It quickly found its way into the regular season rotation on both an alternate cap and jersey during the 2001 and 2002 seasons before it took center stage as the primary design. It was just one season but it was while wearing this logo that Roy Halladay took home the AL Cy Young Award in 2003.

PRIMARY LOGO (2004 – 2011)

Featuring an updated blue jay characterized by a more determined look, the team unveiled a radical new logo, colour scheme, and uniform set on September 2, 2003. Created by Toronto-based Brandid, the new design placed an emphasis on black and graphite while eliminating red from the set. The logo incorporated a lighter shade of blue than used previously onto a blue jay head facing the left with the team name behind in bevelled lettering. The name of the team was abbreviated for the logo with only the name "Jays" shown in the design. The Jays used this design for eight seasons before replacing it following the 2011 season during which it was worn by two members of the National Baseball Hall of Fame and by Jose Bautista as he slugged a club record 54 home runs in 2010.

PRIMARY LOGO (2012 – 2019)

In homage to their past, the Blue Jays brought back the classic look and feel of their original design when they unveiled a familiar new logo on November 18, 2011. Returning was the double-blue blue jay head placed on a red baseball, a maple leaf was as reintroduced, now larger than it was when it first appeared in 1977. Split-style lettering returned as well with a modernized, serif version of the original font. The entire logo encased within a double striped blue outline to mimic the split-styled font. The Blue Jays have used this logo as their primary logo for eight seasons including two playoff appearances and will forever be linked to postseason home runs from Jose Bautista in 2015 and Edwin Encarnacion in 2016.

PRIMARY LOGO (2020–)

Entering a new decade, the Blue Jays made some minor changes to their primary look. The baseball and team name were removed from the design to match the "logo for life" worn on each of the team's caps and jerseys. The shade of red used for the maple leaf was also darkened very slightly. The previous logo, words, ball, and all, wasn't eliminated completely, sticking around as the team's official secondary logo.



HISTORY OF THE UNIFORM



HOME UNIFORMS

Paired with a royal blue cap and a white front panel, the original home and road jerseys were both pullover style with blue/white/blue trim around the collar and both sleeves with the original team logo front and center. At home, the Blue Jays wore a white uniform with "BLUE JAYS" arched across the chest in blue split-lettering over the logo. On the road, they went with a baby blue uniform with "TORONTO" in solid blue over the logo. While the road uniform would change annually for the first three seasons, the home design remained relatively unchanged until after the 1988 season.

For the 1978 season, the Blue Jays made a slight adjustment to their road uniform, the "TORONTO" wordmark arched across the chest was given a white outline to make it stand out more on the baby blue jersey.

In 1979, the Blue Jays changed the road uniform once again, this time replacing blue "TORONTO" lettering with "BLUE JAYS" in white to mimic the style worn on the home jersey. This design also helped the team recycle uniforms down to the club's Minor League affiliates also named "Blue Jays".

As the team moved to SkyDome in 1989, the Blue Jays redesigned their uniforms, moving away from the pullover style to a more traditional button-down jersey. The logo on the jersey had to be moved to the left side to accommodate the buttons. On the road, the team dropped the baby blues in favour of a traditional road grey and "TORONTO" now appeared across the jersey. For the first time, an all-blue cap was added and was worn exclusively for road games. Midway through the 1993 season the white front-panel caps used since 1977 were retired, leaving the team with just the one all-blue cap. In 1994, the Blue Jays added their first-ever alternate uniform to the mix, the same design but now a blue jersey with the team name in white to be worn at home and on the road with the blue cap.

Along with a new logo, three all-new uniforms were unveiled for the Blue Jays in 1997. Three stripes: blue, light blue, and red were on each arm with the new logo as a patch on the sleeve. The team name remained across the chest in a modernized version of the split-style lettering and the player's number appeared on the front of the jersey. The home and road uniforms both paired with a new all-blue cap featuring the new logo. A blue alternate jersey with "TORONTO" across the chest in red lettering was also added with its own blue cap which included a red visor. A second alternate uniform was added in 1999, a sleeveless jersey with a blue undershirt and the return of the team's logo to the front of the jersey.

Tweaks were made to the team's uniforms in 2001 as piping was added down the front of all jerseys. The road grey jersey got the most noticeable change as it now had blue sleeves in addition to the new blue piping. The sleeveless alternate from 1999 was updated as well, with a new logo featuring a blue jay wrapped around a red "T" on the front of the jersey as well as on the caps.

Slight changes were made to the uniforms in 2003 as all instances of the previous logo on the sleeves and caps were replaced with the new "T" logo to accommodate its promotion up to the primary team mark.

A major redesign in 2004 saw almost the total elimination of blue — from the caps which were now graphite grey at home and black on the road, as well as from the team's name on the uniforms. The new jerseys were free of any decoration with just the new "JAYS" logo across the front of the home white and alternate black jerseys, and "TORONTO" on the road greys, both slanted diagonally up to the right. New player name and number styles were also introduced. The graphite caps were replaced by the black caps full-time in 2005.



The road uniform received a makeover for the 2008 season, as the "TORONTO" logo across the chest was now in an entirely new styled font and back to being arched again. Player numbers are added below the team name and the team's logo is worn as a patch on the sleeve. There was also a retro return in 2008 as the Blue Jays introduced the Flashback Friday series of home games. The powder blue pullovers worn originally on the road in the 1980s along with the original caps were brought back for Friday night home games for three seasons.

From 2009 to 2011, to again promote themselves as Canada's Team, a red maple leaf was returned to the Blue Jays home white, road grey, and alternate black uniform for the first time in five seasons. The maple leaf was added as a patch to the sleeve of the three jerseys.

What's old is new again, and in 2012, the Blue Jays brought back their familiar look with a few modern twists. The original logo, colours, and lettering style all returned with a fresher look alongside matching home white, road grey, and alternate blue uniforms. A white-panel cap, similar to those worn from 1977-1993, also returned as an alternate option beginning during the 2015 season.

In honour of Canada's 150th anniversary, an all-red-and-white version of the Blue Jays look was added as an alternate uniform in 2017. All logos and uniforms were removed entirely of blue and replaced with red, the striping on the pants was changed to red, and the cap was red with a red-and-white maple leaf on the crown.

A "new blue" was added for the 2020 season when the Blue Jays introduced their new alternate uniform with matching blue pants. A dark navy blue was used for all lettering and striping on this jersey which was paired with a brand new navy blue cap with a powder blue visor.



IN THE POSTSEASON

1985

AMERICAN LEAGUE CHAMPIONSHIP SERIES

TORONTO VS. KANSAS CITY (L, 3-4)

As the Blue Jays entered postseason play for the first time, they faced the Kansas City Royals in the first ever best-of-seven American League Championship Series. The Blue Jays, who finished nine games ahead of the Royals in the loss column, were the favourites and had the benefit of the extra home game.

GAME #1: Dave Stieb lived up to superstar billing, shutting out the Royals on three hits through eight innings with no base runner advancing past second base. The Blue Jays struck quickly with two runs in the second, three in the third and one in the fourth. The Blue Jays offense was sparked by two-RBI performances from Ernie Whitt and Tony Fernandez.

GAME #2: A much more even affair with the Blue Jays coming away with a 6-5, 10-inning win. The Royals jumped into a quick 3-0 lead after three innings primarily on the strength of a two-run homer by Willie Wilson in the 3rd inning. The Blue Jays took the lead on a George Bell sacrifice fly in the 8th. The Royals rallied, however, in the 9th on a pinch-hit home run by Pat Sheridan with the go-ahead run being delivered in the 10th on a Frank White single. Toronto won it in the bottom of the 10th on a two-out, two-run single by Al Oliver. On to Kansas City, the Blue Jays were up two games to none.

GAME #3: George Brett put on a baseball clinic, going 4-for-4 with two home runs, three RBI and four runs scored en route to a 6-5 Royals win. Leading 5-2 after 4 innings, the Blue Jays squandered the lead for good in the 8th when Brett led off the inning with a single and eventually scored.

GAME #4: The Blue Jays moved to within one win of a World Series berth with a 3-1 come-from-behind victory. The Blue Jays won the game dramatically with three runs in the top of the 9th inning, with the big blow being a two-run pinch-hit double by Al Oliver.

GAME #5: Kansas City's Danny Jackson went the distance, scattering eight Toronto hits in a 2-0 win as the Royals scored a run in each of the first two innings. The Blue Jays still led the series, 3-2.

GAME #6: The Blue Jays and Royals returned to Exhibition Stadium. Entering the 5th inning tied at 2-2, George Brett once again delivered the decisive blow with a solo homer. With 3.2 shutout innings of relief from Buddy Black and Dan Quisenberry, the Royals pulled even in the series for the first time at three games apiece.

GAME #7: Dave Stieb, the ace of the Toronto staff vs. the eventual Cy Young Award winner, Bret Saberhagen. The Royals came out on top, 6-2, shellacking Dave Stieb for six runs in 5.2 innings with the difference maker being a wind-assisted, bases-clearing triple by Jim Sundberg to cap a four-run 6th inning.

The Kansas City Royals became only the 5th club in Major League history to trail a series three games to one and come back to win the series. The Blue Jays? They slumped immediately after scoring five runs in the 5th inning of Game 3, scoring only eight runs in the last 40 innings.



1989

AMERICAN LEAGUE CHAMPIONSHIP SERIES

TORONTO VS. OAKLAND (L, 1-4)

For the second time in five seasons the Blue Jays were American League East Division Champions. Toronto faced the Oakland Athletics, who had the best record in the Major Leagues in 1989.

GAME #1: The Blue Jays surrendered 2-0 and 3-1 leads as the Athletics scored three times in the 6th and twice in the 8th to win, 7-3. In the 6th inning, Mark McGwire cracked a leadoff homer to tie the game, and two runs scored when Carney Lansford's double play ball was botched. Dave Stewart allowed five hits over eight innings for the win.

GAME #2: The Athletics tallied twice in the 4th inning and three time in the 6th en route to a 6-3 win. Rickey Henderson was a one-man wrecking crew, going 2-for-2 with two runs scored and four stolen bases. Oakland right-hander Mike Moore allowed just three hits and an unearned run over seven innings of work.

GAME #3: The Blue Jays snapped a five-game postseason losing streak, dating back to 1985, with a convincing 7-3 win. The Blue Jays jumped on Athletics starter Storm Davis for four runs on four hits in the 4th inning and put the game away with another three runs in the 7th inning. Overcoming a 3-0 Athletics lead, Mookie Wilson and Tony Fernandez paced the Blue Jays with two hits each, the latter with two doubles.





GAME #4: The Athletics took a commanding 3-1 lead in the series with a 6-5 win over the Blue Jays. Rickey Henderson was again a major catalyst with two home runs and four RBI. The Blue Jays collected 13 hits, 11 of which were singles, and attempted to overcome a 5-2 deficit with a run in the 6th and 7th innings, to go with two in the 8th.

GAME #5: The Blue Jays spotted the Athletics a 4-0 lead heading into the 7th inning before eventually losing the game, 4-3, and the best-of-seven series in five games. Trailing 4-1 after eight innings, the Blue Jays scored twice in the 9th inning on a leadoff home run by George Bell and a sacrifice fly by Kelly Gruber.

In essence it was Rickey Henderson defeating the Blue Jays, four games to one. Henderson batted .400, slugged 1.000, had a .609 on-base percentage and had an LCS-record eight stolen bases. The Blue Jays hit .242 as a team (compared to Oakland's .272) with only eight of their hits going for extra bases. They were outscored, 8-3, in the first three innings and 12-7 in the middle three before outscoring the Athletics, 11-6, in the final three frames. Unfortunately, it is virtually impossible to consistently battle back from an early-inning deficit. Although anything can happen in a "short series," the best team of the regular season continued their charted course into the postseason, winning eight of nine contests.

1991

AMERICAN LEAGUE CHAMPIONSHIP SERIES

TORONTO VS. MINNESOTA (L, 1-4)

GAME #1: Toronto starter Tom Candiotti lasted just 2.2 innings and allowed five earned runs before being lifted in favour of David Wells. The Twins did not need to score another run. The Blue Jays rallied for one run in the 4th and three runs in the 6th on five consecutive hits off Twins starter Jack Morris. Those four runs were all the Blue Jays could muster as they lost, 5-4, at the Metrodome.

GAME #2: The Blue Jays took an early lead as they jumped on Twins starter Kevin Tapani, scoring three times in the first three innings. Rookie Toronto starter Juan Guzman lasted 5.2 innings, allowing four hits and just two earned runs before the ball was handed to the bullpen. Tom Henke and Duane Ward combined for 2.1 innings of shutout relief and six strikeouts. Devon White scored three of the five Toronto runs as the Blue Jays won their only 1991 ALCS game, 5-2, in Minneapolis.

GAME #3: Joe Carter's 1st-inning home run and a Candy Maldonado double put the Blue Jays ahead 2-0 until the 6th, when the Twins were able to put their second run across the plate and tie the game, 2-2. Toronto starter Jimmy Key scattered five hits over six innings and allowed two earned runs. The game went into extra-innings and ended in dramatic fashion as Mike Pagliarulo, pinch-hitting for Scott Leius, homered to right off of Blue Jays reliever Mike Timlin. Toronto was retired 1-2-3 in their half of the 10th as the Twins defeated Toronto, 3-2, at SkyDome.

GAME #4: Toronto starter Todd Stottlemyre allowed seven hits through 3.2 innings before exiting with the Jays trailing, 4-1. The Twins' Kirby Puckett hit his first home run of the series and Dan Gladden collected three RBI on three hits to pace Minnesota to a 9-3 win at SkyDome. It was Jack Morris' second win of the ALCS as he pitched eight innings and allowed just two runs.

GAME #5: Kirby Puckett displayed his power once again as he homered in the 1st inning off Tom Candiotti to put the Twins ahead, 1-0. Toronto put together three runs in the 3rd and a pair in the 4th to take a 5-2 lead. However, Minnesota was able to post three runs in their half of the 6th inning and tie the game at five. Duane Ward was handed the loss for Toronto as he allowed three runs in the 8th. Toronto was shutdown by five shutout innings of Twins relief. Devon White, Roberto Alomar and Manuel Lee each collected a pair of hits in the losing effort as Minnesota took the American League crown with an 8-5 win.

1992

AMERICAN LEAGUE CHAMPIONSHIP SERIES

TORONTO VS. OAKLAND (W, 4-2)

GAME #1: Home runs were the story of the game as Oakland used three of them to beat the Blue Jays, 4-3. The A's scored three runs in the 2nd inning off Toronto starter Jack Morris on back-to-back homers by Mark McGwire and Terry Steinbach. The 3-0 lead stood until Pat Borders homered off Dave Stewart in the Blue Jays' 5th, followed by a Dave Winfield homer in the 6th to make it a 3-2 contest. John Olerud tied the score, 3-3, in the bottom of the 8th with a two-out single off reliever Jeff Russell, scoring Winfield who had doubled in the previous at-bat. Harold Baines broke the tie with a solo shot to lead off the 9th and Dennis Eckersley shut down the Blue Jays in the home half of the final frame to seal the 4-3 Oakland victory.

GAME #2: The Blue Jays were able to rebound from a Game 1 loss as David Cone held the A's to just one run over 8.0 innings en route to a 3-1 win. Cone, the Major League's strikeout leader in 1992, fanned six as he collected his second career postseason victory. Mike Moore lasted seven innings in the losing effort for Oakland. Kelly Gruber doubled and hit a two-run homer in the 5th which proved to be the winning runs. Closer Tom Henke came on to close out the game in the 9th and earned his first ever postseason save.

GAME #3: For the first time since 1985 vs. Kansas City, the Blue Jays put together a pair of wins in the postseason as they got past the A's, 7-5. Toronto starter Juan Guzman notched his second career LCS win in as many starts (1991 vs. Twins), lasting six innings before being lifted in favour of Duane Ward. Tom Henke claimed his second save in as many games. Despite being outhit, 13-9, by the A's, four of Toronto's hits went for extra-bases, including solo homers from Alomar and Maldonado.

GAME #4: In what appeared at first to be a certain Oakland victory, the Toronto Blue Jays fought back to erase a five-run deficit late in the contest, sending the game into extra-innings. Oakland batted around and plated five runs in the 3rd inning as they jumped on Toronto starter Jack Morris. The A's added another run in the 6th to make it 6-1 score. Toronto began their comeback in the top of the 8th as they strung together five consecutive hits. By the end of the inning they trailed, 6-4. The A's were held off the board in the bottom of the 8th. In the top of the 9th, Devon White led off with a single that was misplayed, allowing him to get to third base. Roberto Alomar then homered off Dennis Eckersley to tie the game, 6-6. Toronto eventually won the game on a Pat Borders sacrifice fly and another Tom Henke save in the 11th for the 7-6 victory.

GAME #5: Oakland starter Dave Stewart held the Blue Jays in check for nine innings, scattering seven hits and allowing just two runs as Oakland sent the series back to SkyDome. The complete game win was Stewart's first win of the 1992 postseason. The 6-2 loss for the Blue Jays ended their three-game win streak. David Cone took the L for Toronto as he lasted just 4.0 innings before Jimmy Key made his first appearance of the 1992 playoffs. Ruben Sierra homered and drove in three runs for the A's. Devon White notched three hits on the day, including a double, in the losing effort.

GAME #6: Toronto scored a pair of runs in the 1st inning on a Joe Carter home run off A's starter Mike Moore. The Blue Jays then added four more runs in the 3rd, including a Candy Maldonado three-run homer to put Toronto ahead, 6-0. Blue Jays starter Juan Guzman went seven innings, allowing just five hits and striking out eight before the ball was handed to Duane Ward in the 8th with the score Toronto 7, Oakland 1. The A's managed a run in the top of the 8th but the home town Blue Jays secured the win as Tom Henke tossed a perfect 9th, sending Toronto to its first ever World Series with a 9-2 win.

WORLD SERIES

TORONTO VS. ATLANTA (W, 4-2)

GAME #1: In the first game of the 89th World Series, the Blue Jays suffered a 3-1 loss to the Atlanta Braves. Home runs were the story of the game as Toronto took an early 1-0 lead in the 4th inning on a Joe Carter solo homer off starter Tom Glavine. However, that was the only run Toronto scored. Jack Morris continued his shutout innings streak vs. the Braves, extending it to 18.0 innings until a three-run homer by catcher Damon Berryhill in the 6th inning ended the streak. Glavine went the distance for the Braves to become the first pitcher to toss a complete game in a World Series opener since Jack Morris accomplished the feat in 1984 vs. San Diego.

GAME #2: Reserve catcher Ed Sprague proved to be the hero for the Blue Jays on this night at Fulton County Stadium. David Cone lasted just 4.1 innings, allowing four runs before exiting in favour of David Wells. Cone, however, contributed at the plate before being lifted with a pair of hits and an RBI. His two hits marked the first two-hit game by an AL pitcher in the World Series since Mickey Lolich went 2-for-4 on October 3, 1968. Heading into the 8th inning, the Blue Jays trailed, 4-2. Following a run in the top of the 8th, Toronto entered the final inning trailing by one. After a Pat Borders fly out, rookie Derek Bell (pinch-hitting for Manuel Lee) walked. Ed Sprague, pinch-hitting for pitcher Duane Ward, then knocked a first-pitch offering from Jeff Reardon over the left-field fence to put the Blue Jays ahead, 5-4. Tom Henke was able to retire the Braves in the bottom of the 9th for the save.

GAME #3: The game marked the first time the World Series had been played outside of the United States as the series moved to SkyDome. In another pitching duel, Steve Avery and Juan Guzman both went 8.0 innings. Atlanta was kept off the board in the 4th with a splendid defensive effort. Devon White ran down a deep drive off the bat of David Justice that sent him into the wall to make the catch. White returned the ball to the infield where Terry Pendleton was doubled-up off first. The Blue Jays drew first blood in the bottom of the 4th inning as Joe Carter connected for his second homer of the series, a solo shot putting Toronto ahead 1-0. In the 6th inning, the Braves rallied to tie things at 1-1. Each team traded runs in the 8th, keeping the game knotted at 2-2. The Braves attempted a rally as Duane Ward came on to pitch the 9th. But after a key double play and a strikeout, the inning was over. In the home half of the 9th, Roberto Alomar led off with a single. After stealing second and a Dave Winfield sacrifice, Alomar stood at third with one out. Jeff Reardon came in to try to halt the Blue Jays' advance, but Candy Maldonado, with the bases loaded, hit a two-strike pitch to right-center field for a base hit, allowing Alomar to score the winning run.

GAME #4: In what was the third consecutive one-run game of the 1992 World Series, the Blue Jays posted a 2-1 win behind a strong pitching effort from starter Jimmy Key. Key went 7.2 innings, allowing just five hits and one earned run while striking out six Braves batters. Toronto earned its first run in the 3rd inning as catcher Pat Borders continued his postseason hit streak with a solo homer to left. The Jays doubled their lead in the 7th as Devon White drove in Kelly Gruber from second base. Atlanta managed to score a run in their half of the 8th as Ron Gant led off with a double and eventually scored on a Mark Lemke groundout. Tom Henke came in to pitch the 9th for Toronto and tacked up a 1-2-3 inning for his second save of the series.

GAME #5: The game began in similar fashion as the previous four. Entering the 5th inning, the contest was tied, 2-2. The Braves had collected a run in the 1st and 4th innings while the Blue Jays captured runs in the 2nd and the 4th. The 5th frame went the way of the Braves as they crossed the plate five times to seal the victory and send the series back south for at least one more game. The Braves' half of the 5th inning began with two consecutive routine outs. An Otis Nixon single got the ball rolling and the Braves eventually loaded the bases on Toronto starter Jack Morris. Lonnie Smith stepped up to the plate and sent Morris' 1-2 offering over the right field wall for a grand slam, making the score 7-2. The score remained the same over the final four innings, making a winner out of John Smoltz.



GAME #6: The Toronto Blue Jays made history as they captured their first ever World Series to bring the Commissioner's Trophy outside of the United States for the first time. The 11-inning contest began with the Blue Jays scoring in the opening inning. Devon White led off the game with a single off starter Steve Avery. After a stolen base and a ground out by Alomar, White stood on third. Carter then drove him in with a sacrifice fly. Atlanta answered the call in its half of the 3rd as Deon Sanders scored his fourth run of the series. Toronto returned the favour immediately as it regained the lead with a run in the top of the 4th on a Candy Maldonado homer. The score remained that way until the bottom of the 9th when Atlanta shortstop Jeff Blauser tied the game, sending it into extra innings. The 10th inning proved to be uneventful. In the eleventh, the Blue Jays led off with Jimmy Key popping up for out number one. Devon White was hit by a Charlie Leibrandt offering. Alomar then singled to center, allowing White to move up to second. With two out, Dave Winfield stepped up to the plate and doubled down the left-field line, allowing White and Alomar to score for the 4-2 advantage. In the bottom of the 11th, Atlanta was able to score once with Key on the mound. Mike Timlin then came in to pitch for the Blue Jays with pinch-runner Smoltz on third and two out. Otis Nixon attempted a drag-bunt up the first-base line, which was fielded by Timlin who threw to Carter at first in time for the final out.

1993

AMERICAN LEAGUE CHAMPIONSHIP SERIES

TORONTO VS. CHICAGO (W, 4-2)

GAME #1: The Blue Jays took a 2-0 lead in the 4th inning when third baseman Ed Sprague tripped to right field with John Olerud and Paul Molitor on base. Chicago then used its half of the inning to produce three runs on two hits as they sent nine men to the plate. Toronto starter Juan Guzman managed to hold the White Sox in check for six innings but walked eight batters and stranded 11 runners before exiting with a 5-3 lead. Jack McDowell lasted 6.2 innings, allowing 13 hits and all seven Toronto runs before the White Sox relief corps came on to hold Toronto for the remainder of the game. Danny Cox worked a scoreless 7th and 8th while allowing a lone single to Ozzie Guillen. Duane Ward came out for the 9th and walked the first two batters before striking out the side to end the Chicago threat.

GAME #2: Both clubs scored once in the opening inning, but it was the Blue Jays who prevailed as their two-run 4th provided the edge. The 3-1 win saw Toronto take a two games to none lead in the best-of-seven series. The 4th inning started with a pair of outs by Joe Carter and John Olerud. Paul Molitor then doubled off starter and loser Alex Fernandez. Next, Tony Fernandez singled to score Molitor and moved to second on the throw home. After an intentional walk to Ed Sprague, Pat Borders singled to second base but Joey Cora threw the ball away, allowing the third Toronto run to score. Dave Stewart worked six strong innings, surrendering just four hits (all singles) and one run for his seventh career ALCS win against no losses. Al Leiter was credited with a hold as he pitched the 7th and 8th innings before closer Duane Ward came in to save the game in the 9th.

GAME #3: Nineteen-game winner Pat Hentgen started for Toronto but could not collect a win on this day as Toronto suffered its worst defeat of the series, losing 6-1. The Blue Jays were able to hold off the White Sox attack until the third inning when they sent 10 players to the plate and combined for five runs on five singles. Hentgen lasted just three innings plus two batters before he was removed in favour of Danny Cox. Toronto scored their lone run in the bottom of the 3rd as Rickey Henderson scored from third on a Devon White single. Wilson Alvarez, the Chicago starter, pitched a complete game for his first career ALCS victory as he allowed seven hits while issuing two walks and striking out six. Tim Lincecum provided most of the offensive support for Chicago, going 4-for-5 with a run scored.

GAME #4: A two-run home run by center fielder Lance Johnson in the 2nd inning gave the White Sox a 2-0 lead over the Blue Jays. The light-hitting Johnson had not hit a home run since the 1992 regular season. Todd Stottlemyre, making his first start of the 1993 ALCS, lasted six innings for the home team but failed to hold onto a 3-2 lead that was handed to him in the 3rd when Toronto batted around on rookie starter Jason Bere. The right hander lasted just 2.1 innings before being pulled in favour of Tim Belcher. Stottlemyre allowed three more Chicago runs in the 6th, including a Frank Thomas solo homer and a Lance Johnson triple before departing. Roberto Alomar doubled home Henderson in the bottom of the 6th to cut the Chicago lead to 5-4, but the visiting White Sox added a single run off Al Leiter in the 7th and another off Mike Timlin in the 9th to seal the win by a 7-4 margin.

GAME #5: As was the case with each of the previous four games, the team that scored first emerged victorious. This time, Toronto scored the opening run when Rickey Henderson crossed the plate in the 1st inning after leading off the game with a double and a stolen base. Starting pitcher Jack McDowell allowed a Toronto run in the 2nd and 3rd before being lifted through just 2.1 innings. Meanwhile, Blue Jays starter Juan Guzman cruised through the first 4.1 innings without allowing a hit or a walk until Ellis Burks went deep to left field for what was the only blemish on Guzman's slate that afternoon. He lasted seven innings, permitting just two hits while walking one and striking out six. Roberto Alomar reached base in all five plate appearances (three hits, two walks) to lead the Toronto attack. Tony Castillo worked a scoreless 8th, allowing a single and a base on balls. Duane Ward had some difficulty in the 9th. He struck out Joey Cora and Frank Thomas following a single to lead off the inning by Tim Lincecum. The righty then issued a two-run homer to Robin Ventura that brought Chicago within two. With the tying run at the plate, Ward struck out Bo Jackson to end the game and preserve the 5-3 Toronto win.

GAME #6: With his 7-0 record in ALCS play on the line, Blue Jays starter Dave Stewart provided the win which put Toronto into their second consecutive World Series as the Jays won, 6-3, over the White Sox. Toronto scored first with a pair of runs in the 2nd inning as a two-out single by catcher Pat Borders off Alex Fernandez cashed in John Olerud and Paul Molitor. The White Sox tied the game in the following frame when a bases-loaded walk by Frank Thomas and a fielder's choice by Robin Ventura scored two runs. Stewart managed to restrict the White Sox to just four hits and two earned runs before handing Duane Ward a 3-2 lead after 7.1 innings. Ward struck out the final two batters to end the eighth. The Blue Jays added to their lead as Devon White homered off reliever Scott Radinsky to make it a 4-2 contest. Toronto added two more runs before the inning was over as Paul Molitor tripped to center. Ward allowed his second home run of the series as Warren Newson hit a solo shot in the bottom of the 9th, but that was all the scoring that the Pale Hose could muster as the Blue Jays were crowned American League Champions for the second straight season.



WORLD SERIES

TORONTO VS. PHILADELPHIA (W, 4-2)

GAME #1: For the first time in baseball annals, the World Series began on Canadian soil. The Blue Jays fell behind 2-0 in the 1st inning as Phillies catcher Darren Daulton singled home a pair of runs off starting pitcher Juan Guzman. After holding Philadelphia in check in the top of the 2nd, Toronto rallied with two runs of its own on four singles off Curt Schilling. Both teams traded solo runs in the 3rd and 5th to keep the score knotted at 4-4. With one out in the bottom of the 6th, John Olerud took a first-pitch offering from Schilling over the right-field fence for a solo home run, putting Toronto ahead by one. Toronto scored what proved to be the winning run in the bottom of the 7th as four consecutive hits by Borders, Henderson, White and Alomar produced an 8-4 lead heading into the 8th. Al Leiter, who went on to be the winning pitcher, relieved Guzman to start the 6th and held the Phillies scoreless over 2.2 innings before turning the ball over to closer Duane Ward. Ward surrendered a run in the final inning as a Jim Eisenreich single scored John Kruk, who had led off the frame with a single and moved to second on an error. Ricky Jordan flied out to Joe Carter for the last out to put Toronto ahead, one game to none, with the 8-5 win.


GAME #2: The big inning turned out to the Philly advantage on this night as a Jim Eisenreich three-run homer in the top of the 3rd capped a five-run frame that saw eight Philadelphia batters step up to the plate. Toronto starter and eventual loser, Dave Stewart, lasted six innings with all five earned runs coming in that third frame. Toronto answered the Philly onslaught with a pair of runs in the bottom of the 4th as Joe Carter connected for his first of two World Series home runs. Philadelphia starter Terry Mulholland allowed just three runs over 5.2 innings before handing the ball to the bullpen. Lenny Dykstra led off the 7th inning with a solo homer off reliever Tony Castillo to stretch the Philly lead to three as the visitors were now ahead, 6-3. Toronto scored a lone run in the 8th as Paul Molitor led off with a double and eventually scored on a John Olerud sac fly. Philly relievers Roger Mason (1.2 innings) and Mitch Williams (1.2 innings) closed out the game to preserve the 6-4 win and even the series.

GAME #3: The venue moved from SkyDome to Veteran's Stadium in Philadelphia for the next three contests. This game featured solid pitching by the Blue Jays combined with a potent offense. The visiting Blue Jays jumped on Philly starter Danny Jackson in the top of the 1st as Paul Molitor drove home a pair of runs with a triple. He later scored on a Carter sacrifice fly to right field. Molitor added a solo homer in the 3rd to make it 4-0. Starting pitcher Pat Hentgen pitched six innings and allowed just one run, that coming in the 6th as a two-out single by Eisenreich scored John Kruk who had reached base via a walk. The Blue Jays added another run in the top of the 6th as Roberto Alomar scored on a sac fly, after reaching base on a single and stealing second and third. Toronto continued to add to their lead as they scored three more runs in the 7th off reliever Ben Rivera. Alomar finished the night with four hits while Molitor had three of his own to go along with three runs and three RBI. Duane Ward surrendered a solo homer to Milt Thompson in the 9th to make the final score Toronto 10, Philadelphia 3.

GAME #4: In a slugfest, the Blue Jays put together one of the wildest comebacks in World Series history to beat the Phillies, 15-14, and take a 3-1 series lead. Toronto opened the scoring with three runs in the 1st off Philly starter Tommy Greene. But the home team then took advantage of four 1st-inning walks by starter Todd Stottlemyre as they scored four times to move ahead, 4-3. Philadelphia added two more runs to their tally as Lenny Dykstra connected for his second homer of the series, a two-run shot in the next inning. The Blue Jays batted around in the 3rd and collected four runs to send Greene to the bench in favour of Roger Mason. Philadelphia then posted a five-run 5th that included home runs from Dykstra and Daulton to extend its lead to 12-7. Toronto countered with two runs in the top of the 6th as White and Alomar scored on a single and a ground out. The Phillies then added a run in the 6th and another in the 7th to make the score 14-9. However, the Phillies relief corps could not hold Toronto from making a comeback. In the top of the 8th, the Blue Jays sent 10 players to the plate. Devon White's triple with two out scored Pat Borders and Rickey Henderson to put Toronto ahead, 15-14. Mike Timlin started the 8th and struck out the first two batters he faced before Duane Ward came on to strikeout Dykstra to end the inning. In the 9th, Ward hurled a 1-2-3 inning for his second save of the series in a game that took four hours and 14 minutes to play and was the highest scoring game in World Series history. Tony Fernandez had five RBI in the game while White had four.

GAME #5: Curt Schilling shutout Toronto, 2-0, in what was the second ever shutout of the Jays in the postseason. Pitted against Blue Jays ace Juan Guzman, he allowed just five hits (all singles) and struck out six Toronto batters for his first World Series win. The Phillies scored the only run they needed in the 1st inning when Dykstra, who had walked to lead off the game, scored on a John Kruk groundout. They added a second run in the very next inning as a pair of doubles cashed in Darren Daulton. In the eighth, the Blue Jays threatened with a pair of runners on base but a strikeout by Devon White, followed by a Roberto Alomar ground out, ended their attempt. Guzman was equal to the challenge as he went seven innings, allowing both Philly runs while fanning six. The win sent the series back to Toronto with the Blue Jays holding a 3-2 edge.

GAME #6: Toronto started their quest for a second straight World Series Championship early as they notched three runs off Philly starter Terry Mulholland in the bottom of the 1st inning. A run in the 4th and a solo home run by Molitor in the 5th put Toronto up 5-1. Dave Stewart, the Toronto starter, held the Phillies to just one run over his first six innings. In the seventh, he surrendered a three-run homer to Lenny Dykstra, which was his fourth home run of the series. That led to Stewart being pulled from the game. Reliever Danny Cox came in with none out and surrendered two more runs before the Phillies were halted by Al Leiter. The damage had been done and Philadelphia was now leading, 6-5. After leaving the bases loaded in the 8th, Toronto made World Series history by erasing a one-run lead in the bottom of the ninth. Mitch Williams came in to start the inning and walked Rickey Henderson who led off. After a Devon White fly out, Molitor singled to centre to put runners at first and second. Right fielder Joe Carter then stepped up to the plate. On a 2-2 offering from Williams, Carter homered over the left-field wall for a three-run home run and propelled Toronto to its second consecutive World Series Championship with an 8-6 win.



DIVISION SERIES

TORONTO VS. TEXAS (W, 3-2)

GAME #1: In Toronto's first post-season game since 1993, the team found itself down early as Texas got on the board first, scoring two runs in the 3rd inning. The Rangers then opened up a 4-1 lead after a two-run home run by Robinson Chirinos in the top of the 5th. Jose Bautista cut the lead to 4-3, hitting a solo home run in the 6th inning. That was as close as the Blue Jays came though, as Rowned Odor added his own solo shot in the 7th inning to seal a 5-3 victory for Yovani Gallardo and the Rangers.

GAME #2: Both teams got on the board early as starters Cole Hamels and Marcus Stroman each allowed three runs over the first two innings. Toronto held a 4-3 lead entering the 8th inning until pinch-hitter Mike Napoli singled off of reliever Brett Cecil to score Delino DeShields to even the score at 4-4. The game remained tied until the 14th inning when the Blue Jays bullpen allowed two runs on four consecutive hits with two out in the inning. Toronto failed to respond in their half of the frame, giving the Rangers a commanding 2-0 series lead with the series heading to Texas.

GAME #3: With their team facing elimination, Troy Tulowitzki and Marco Estrada each put together remarkable performances to force a fourth game, after a Blue Jays 5-1 win over Texas. Tulowitzki collected four RBI in the contest, including a three-run home run in the 6th inning to put Toronto ahead, 5-0. Starter Marco Estrada allowed just one run on five hits over 6.1 innings pitched to record the win, the team's first in the postseason since Game 6 of the 1993 World Series.

GAME #4: Toronto took charge early, building a 7-0 lead behind starter R. A. Dickey, hitting three home runs off of Texas' Derek Holland before chasing him from the game in the 3rd inning. With two on in the 5th, Dickey exited the game with a 7-1 lead and David Price entered the game in relief. Despite allowing three runs over his 3.0 innings pitched, Price secured the win for Toronto, with Kevin Pillar adding three RBI in the 8-4 victory to send the series back to Rogers Centre.

GAME #5: Facing their third straight elimination game, the Blue Jays found themselves down early after starter Marcus Stroman allowed two runs over the first three innings. Toronto cut into the lead with one run on a Jose Bautista RBI double in the 2nd frame. The score remained 2-1 until the 6th when Edwin Encarnacion connected for a solo blast to tie the game at two. The Rangers retook the lead in the next frame after the ball struck the bat of Shin Soo Choo during Russell Martin's throw back to pitcher Aaron Sanchez. The ball deflected off the third baseline, allowing Delino DeShields to score from third. Although initially sent back to third, after much deliberation between umpires and both managers, John Gibbons and Jeff Bannister, the run stood, allowing the Rangers to take a 3-2 lead with the Blue Jays playing the game under protest. In the bottom of the 7th, Toronto's first three batters reached base following three consecutive errors by Rangers infielders. Josh Donaldson tied the game, hitting a sac fly to score Kevin Pillar. With two on and one out, Jose Bautista hit a three-run home run to put Toronto ahead, 6-3. Relievers Aaron Sanchez and Roberto Osuna held the Rangers scoreless over the next two innings to secure the team's third consecutive win and claim the series, 3-2.

AMERICAN LEAGUE CHAMPIONSHIP SERIES

TORONTO VS. KANSAS CITY (L, 2-4)

GAME #1: The Blue Jays opened the second round of the playoffs by being shutout by the Royals in Kansas City. Toronto starter Marco Estrada allowed three runs over his 5.1 innings, including a solo home run by Salvador Perez in the 4th. The Toronto offense was stymied by KC starter Edinson Volquez and the Royals bullpen, being held to just three hits in the game. Kansas City added two more runs late in the game to secure a 5-0 victory and a 1-0 series lead.

GAME #2: Looking to tie the series at one game apiece, Toronto turned to David Price in Game 2. The Blue Jays starter cruised through the first six innings, retiring 18 consecutive batters at one point to set a new club playoff record. With the Blue Jays leading 3-0 in the 7th, the Royals bats came alive, scoring five runs off of Price. Kansas City tacked on another run in the 8th inning to take a commanding 6-3 lead. The Blue Jays left nine men on base and were shutout over the final 3.2 innings by the Royals bullpen.

GAME #3: Trailing 1-0 after the 1st inning, Toronto rallied and tagged Kansas City starter Johnny Cueto for eight runs, chasing him from the game in the 3rd. The Blue Jays took a 9-2 lead after a six-run 3rd inning, highlighted by a Troy Tulowitzki three-run home run and a two-run shot by Josh Donaldson. Toronto went on to add two more runs, including a solo home run by Ryan Goins, joining Donaldson and Tulowitzki as the only trio of Blue Jays teammates to each record three RBI in a single playoffs game in club history. The Royals struck for four runs in the 9th inning, but Toronto held on for an 11-8 victory.

GAME #4: Toronto starter R.A. Dickey lasted only 1.2 innings, the shortest start by any Blue Jays starter in franchise post-season history, after allowing five runs, including four in the opening frame. The Jays plated two in the 4th off of KC starter Chris Young, the only runs they scored in the contest. Kansas City added nine runs over the final three innings to trounce the Blue Jays, 14-2, in a game that saw Toronto infielder Cliff Pennington enter the game as a reliever to record the final out of the eighth inning, becoming the first position player to pitch in the MLB postseason.

GAME #5: Manager John Gibbons turned to Marco Estrada in hopes of keeping the season alive. Estrada did not disappoint, allowing just one run on three hits over 7.2 innings. Toronto held a one-run lead entering the 6th frame before breaking out for four runs in the inning, with three of those runs driven in by a Troy Tulowitzki double. Toronto added two more runs in the game while the bullpen held the Royals to just one hit over the final 1.1 innings of the game to secure the victory and send the series back to Kansas City.

GAME #6: In their fifth elimination game of the postseason, Toronto found itself down 2-0 after two innings as starter David Price surrendered two solo home runs. A solo shot by Jose Bautista in 4th cut the Jays' deficit in half. The Royals added another in the 7th inning before Bautista answered back with a two-run home run to tie the game, 3-3, in the 7th inning, becoming the first Blue Jay in franchise history to record a multi-home run game in the postseason. Kansas City retook the lead in the top of the 8th as Eric Hosmer singled off of Roberto Osuna to drive home Lorenzo Cain for the 4-3 advantage. In the top of the 9th, Toronto had runners on second and third with none out but failed to drive home either runner as Wade Davis struck out two before inducing a groundout by Josh Donaldson to end the series.



TORONTO VS. BALTIMORE (W, 1-0)

After clinching a playoff berth on the final day of the regular season, Toronto found itself hosting the club's first ever Wild Card game vs. the Orioles. The Blue Jays opened the scoring in the 2nd inning, courtesy of a Jose Bautista solo shot off of Baltimore starter Chris Tillman. The Orioles then took the lead in the following frame on a two-run home run by Mark Trumbo off of Toronto starter Marcus Stroman. In the bottom of the 5th, Ezequiel Carrera singled to drive home Michael Saunders, who doubled to open the frame. The game remained tied at two, forcing extra innings. In the bottom of the 11th inning, with two runners on and one out, Edwin Encarnacion hit a three-run walk-off home run off of Ubaldo Jimenez to send the Blue Jays to the ALDS.

DIVISION SERIES

TORONTO VS. TEXAS (W, 3-0)

GAME #1: A rematch of the 2015 ALDS saw Toronto square-off at Texas. The game remained scoreless until the 3rd inning when the Blue Jays scored five runs with two outs, highlighted by a three-run triple by Troy Tulowitzki. Toronto added two more runs in the 4th and another three in the 9th, courtesy of a Jose Bautista three-run home run. Blue Jays starter Marco Estrada tossed eight scoreless innings before allowing a run in the 9th (8.1 IP, 4H, 6K), leading the Jays to a 10-1 victory and a 1-0 series lead.

GAME #2: Looking to go up 2-0 in the ALDS, the Blue Jays struck first, opening the scoring in the 2nd inning on a two-run home run by Troy Tulowitzki. The Rangers got a run back in the 4th to cut Toronto's lead to one. The Blue Jays answered with three solo shots by Kevin Pillar, Ezequiel Carrera and Edwin Encarnacion, off of Rangers starter Yu Darvish in the 5th inning to take a four-run lead. It marked the first time in club history to hit three home runs in a single inning in postseason play. Those five runs were all Toronto needed, winning the game, 5-3, to push Texas to the brink of elimination.

GAME #3: For the first time in the series the Blue Jays found themselves trailing in a game, after the Rangers opened the scoring by plating a run in the 1st inning. By the end of the inning the Jays found themselves, once again, in the lead, this time by a 3-1 score after a two-run home run by Edwin Encarnacion and a Russel Martin solo shot. The two teams each struck again in the 3rd frame, with Texas adding another run, courtesy of an Elvis Andrus home run, and the Blue Jays responding with another two of their own. The Rangers then took a 6-5 lead in the top of the 6th inning, having scored all six runs off of Toronto starter Aaron Sanchez. The Blue Jays once again tied the contest up in their half of the inning, with Troy Tulowitzki scoring on a passed ball. Both teams failed to plate another run, forcing the game into extra innings. In the bottom of the 10th, Josh Donaldson led off with a double, followed by an Edwin Encarnacion intentional walk. The next batter, Russel Martin, grounded into a fielder's choice with Donaldson moving up to third base on the play. On the throwing error by Texas second baseman Rougned Odor, Donaldson scored to win the game in a walk-off to sweep the series, 3-0.

AMERICAN LEAGUE CHAMPIONSHIP SERIES

TORONTO VS. CLEVELAND (L, 1-4)

GAME #1: For the second consecutive season Toronto found itself in the ALCS, facing the Indians in a playoff series for the first time in club history. The game remained scoreless until the 6th inning when Francisco Lindor hit a two-run home run off of Marco Estrada. Those two runs were the only ones scored in the game, with Toronto falling, 2-0, in the opening game. Estrada recorded his first career complete game in the loss, joining Jack Morris as the only Blue Jays pitchers in team history to throw a complete game in the postseason.

GAME #2: The Blue Jays once again found themselves trailing Cleveland after the Indians scored a run in the 2nd inning. Toronto tied the game in the following frame before seeing the lead relinquished in the bottom of the 3rd. The Blue Jays could muster only three hits in the contest, falling 2-1 in the game and into an 0-2 hole in the ALCS for a second straight year.

GAME #3: For the third consecutive game, the Indians opened the scoring, taking a 1-0 lead after the 1st inning. The Blue Jays responded in the 2nd, scoring a run of their own against the Cleveland bullpen, as starter Trevor Bauer was removed from the game after throwing only 21 pitches, which was due to a significant finger injury. After both teams exchanged runs, the Indians took the lead for good, scoring two more runs in the 6th off of Toronto starter Marcus Stroman. It marked the first time in franchise history that the Blue Jays found themselves down 0-3 in a post-season series.

GAME #4: Facing elimination for the second time in the playoffs, Toronto turned to Aaron Sanchez to keep their playoff hopes alive. For the first time in the series, the Blue Jays scored first and had their first lead of the ALCS. Cleveland cut their lead to 2-1 after the 5th inning. That would be as close as they would get with Sanchez allowing only two hits over his 6.0 innings of work. The Jays added two runs in the 7th on an Edwin Encarnacion bases-loaded single. They then tacked on one more in the 8th via a sacrifice fly from Kevin Pillar to take the game, 5-1.

GAME #5: For the fourth time over the five games, Cleveland jumped out to an early lead after scoring an unearned run in the 1st inning. Rookie Ryan Merritt shut the Toronto offense down for 4.1 innings, allowing only two hits. The Indians scored two more runs, both solo home runs off of Marco Estrada. The Blue Jays failed to muster any sort of offense, falling 3-0 in the game and 4-1 in the series.



WILD CARD

TORONTO VS. TAMPA BAY (L, 0-2)

GAME #1: Holding a 32-28 record after a shortened 60-game season, the Blue Jays returned to the postseason as the 8th seed in the American League. In the new 16-team playoff format, Toronto travelled to Tampa Bay for the entirety of the best-of-three Wild Card Series. The Jays outthit the Rays, 5-4, in Game 1 but were handed a 3-1 loss. Rowdy Tellez had a pinch-hit single and scored the team's lone run on a Bo Bichette sacrifice fly in the 8th inning.

GAME #2: The Rays used a six-run 2nd inning to power their way to an 8-2 victory and the series sweep. Mike Zunino hit a two-run homer and Hunter Renfroe belted a grand slam to cap Tampa Bay's 2nd-inning surge. Both of Toronto's runs came off of the bat of Danny Jansen, as he joined Jose Bautista as the only players in franchise history to record a multi-homer game in the playoffs.



PLAYER HISTORY

ALL-TIME ROSTER

MANAGERS, COACHES AND PLAYERS - 1977 THRU 2020

TOTAL NUMBER OF PLAYERS - 842

+ = INTERIM MANAGER

INCLUDES ALL PLAYERS WHO HAVE PLAYED IN ONE OR MORE OFFICIAL MAJOR LEAGUE GAMES

MANAGERS (13)

Cox, Bobby (82-85).....	6
Farnell, John (11-12).....	52
Fregosi, Jim (99-00).....	11
Gaston, Cito (89-97; '08-'10).....	43
Gibbons, John ('04-'08; '13-'18).....	5
Hartsfield, Roy (77-79).....	17
Johnson, Tim ('98).....	17
Martinez, Jack (01-'02).....	13
Mattick, Bobby (80-'81).....	3
Montoyo, Charlie (19-...).....	25
Queen, Mel (97-...).....	34
Tosca, Carlos ('02-'04).....	14
Williams, Jimmy (86-'89).....	3

COACHES (78)

Arnsberg, Brad ('05-'09).....	38
Bailor, Bob (92-'95).....	3
Barnett, Mike ('02-'05).....	56
Bevington, Terry (99-'01).....	35
Blichette, Dante ('20-).....	21
Brantley, Mickey ('05-'07).....	14
Breedon, Joe ('04).....	53
Budzinski, Mark (19-).....	53
Buschmann, Matt (19-).....	26
Butera, Sal (98).....	11,22
+Butterfield, Brian ('02-'12).....	55
Cisco, Galen (88-'90; '95).....	42
Connor, Mark (01-'02).....	53
de Armas, Roly ('00).....	56
Denbo, Gary ('08).....	47
Duerr, Bobby (77-'81).....	31
Duncan, Shelley (19).....	47
Elia, Lee ('00).....	3
Felke, John (80-'81).....	28
Gaston, Cito (82-'89; '00-'01).....	41, 43
+Gibbons, John ('02-'04).....	58
Griffin, Alfredo (96-'97).....	4
Guerrero, Emy ('81).....	53
Hacker, Rich (91-'94).....	16, 20
Hale, DeMarlo (13-'18).....	16, 20
Hentgen, Pat (11-'13).....	41
Hisle, Larry (92-'95).....	39
Holmberg, Dennis (94-'95).....	46
Hubbard, Jack (98).....	16
Hudgens, Dave (19-).....	39
lroh, Garth (96; '01-'02).....	16
Jacoby, Brook (15-'18).....	26
Johnson, Dane (15-'18).....	35, 38
Kim, Gil ('20-).....	16
Knop, Bobby ('00).....	29
Langford, Rick ('00; '06; '10).....	22
Leiper, Tim (14-'18).....	21, 23, 34, 51
Leppert, Don (77-'79).....	43
Letz, Jim (97-'99).....	10
Leyva, Nick (93-'97; '08-'10).....	16
Lienas, Winston ('88).....	57
Loulovo, Torey (11-'12).....	7
Malave, Omar ('10).....	52
Mathews, Gary (98-'99).....	36
Martola, Chad (13).....	39
Martinez, Guillermo (19-).....	18
McLaren, John (86-'90).....	7, 24
+Menke, Dennis (80-'81).....	14
Miller, Bob (77-'79).....	15
Moore, Jackie (77-'79).....	42
Mordacci, Mike (18).....	53
Moseby, Lloyd (99).....	16
Murphy, Dwayne (08-'13).....	21, 25, 41
Owens, Eric (15-'16).....	16
Patterson, Gil ('01-'04).....	47
Pevey, Marty (99; '05-'08).....	30, 45, 58
Queen, Mel (96-'99).....	39
Rivera, Luis (11-).....	2, 4, 6, 3
Rodriguez, Eddie (98).....	7
+Rojas, Cookie (01-'02).....	14
+Schneider, John (19-).....	17
Seitzer, Kevin (14).....	24
Shelton, Derek (17).....	27
Smith, Billy (84-'88).....	42
Squires, Mike (89-'91).....	25
Stanley, Bob ('14).....	46
Stewart, Dave ('00).....	34, 45

Sullivan, John (82-'93).....	8
+Tencae, Gene (90-'97; '08-'09).....	15, 16, 18
Torres, Hector (90-'91).....	56
Tosca, Carlos ('02).....	14
Upshaw, Willie (96-'97).....	26, 28
+Wakamatsu, Don (11-'12).....	22
Walker, Pete (12-).....	40
Walton, Bruce ('02-'12).....	52, 53
+Warner, Harry (77-'80).....	41
+Whitt, Ernie ('05-'08).....	12
Widmar, Al (80-'89).....	41
Williams, Jimmy (80-'85).....	3, 24

PLAYERS

A (29)

Accardo, Jeremy (hp) ('06-'10).....	49
Acevedo, Juan (rh) ('03).....	57
Acker, Jim (rh) (hp) ('83-'86; '89-'91).....	24, 31, 34
Adam, Jason (rh) ('19).....	48
Adams, Glenn (dh) ('82).....	55
Adams, Russ (rh) ('04-'09).....	8
Adams, Terry (rh) ('04).....	51
Aikens, Willie (dh-1b) ('84-'85).....	24
Ainge, Danny (of) ('79-'81).....	2
Albers, Andrew (hp) ('15).....	67
Alberts, Butch (dh) ('71).....	14
Alexander, Doyle (hp) ('83-'86; '33, 47	
Alfonso, Edgardo (of) ('06).....	13
Alford, Anthony (of) ('17).....	30
Allenson, Gary (c) ('85).....	38
Almanzar, Carlos (rh) ('97-'98).....	40
Alomar, Roberto (of) ('91-'95).....	12
Alvarez, Henderson (hp) ('11-'12).....	37
Anderson, Brett (hp) ('17).....	46
Anderson, Chase (hp) ('20-).....	22
Andrews, Clayton (hp) ('00).....	36
Andujar, Luis (rh) ('92-'98).....	49
Antolin, Dustin (rh) ('16).....	46
Aoki, Norichika (of) ('17).....	23
Aquino, Luis (rh) ('86).....	32
Arencibia, J.P. (c) ('10-'13).....	9
Ashby, Alan (c) ('77-'78).....	8
Ault, Doug (1b-of) ('77-'78; '80).....	25
Axford, John (rh) ('18).....	77

B (80)

Bailor, Bob (if-of-p) ('77-'80).....	1
Baker, Doug (rh) ('88).....	40
Baker, Dave (if) ('82).....	31
Bale, John (hp) ('99-'00).....	49
Banks, Josh (rh) ('07).....	58
Barajas, Rod (c) ('08-'09).....	20
Barfield, Jesse (of) ('81-'89).....	29
Barker, Kevin (if) ('06).....	43
Barlow, Arlup (rh) ('80-'81).....	46
Barnes, Danny (rh) ('16).....	24, 30
Barney, Darwin (if) ('15-'17).....	18
Barrett, Michael (c) ('09).....	5
Bass, Anthony (hp) ('20-).....	52
Batista, Miguel (rh) ('04-'05).....	43
Batista, Tony (if) ('99-'01).....	7
Batiste, Kevin (of) ('89).....	4
Battle, Howard (3b) ('95).....	14
Bautista, Jose (of) ('08-'17).....	19, 23
Beamon, Charlie (1b-dh) ('81).....	32
Beck, Chad (rh) ('11-'12).....	58
Beirne, Kevin (rh) ('01).....	40
Beliveau, Jeff (hp) ('17).....	36
Bel, Derek (of) ('91-'92).....	14
Bell, George (of) ('81; '83-'90).....	11
Beniquez, Juan (of-dh) ('87-'88).....	7, 21
Bentley, Armando (hp) ('08).....	48
Benoit, Jacques (hp) ('18).....	30
Berenguer, Juan (rh) ('81).....	30
Berg, Dave (if) ('02-'04).....	4
Bergen, Travis (hp) ('20).....	29
Berroa, Geromino (of) ('99).....	29
Berti, Jon (if) ('18).....	64
Biagini, Joe (rh) ('16-'19).....	31
Bichette, Bo (if) ('19-).....	11
Biggio, Cavan (if) ('19-).....	8

Black, Bud (hp) ('90).....	35
Blair, Willie (rh) ('90).....	27
Blake, Casey (if) ('99).....	28
Blanco, Henry (c) ('13).....	60
Bohanon, Brian (rh) ('96).....	32, 60
Bolsinger, Mike (rh) ('17).....	49
Bomback, Mark (rh) ('81-'82; '17, 45	
Bonifacio, Emilio (if) ('13).....	1
Bonnell, Barry (of) ('80-'83).....	9
Borbon, Pedro (hp) ('00-'02).....	34, 51
Borders, Pat (c) ('88-'94; '99).....	10, 29
Bordick, Mike (if) ('03).....	16
Borucki, Ryan (hp) ('18).....	56
Bosetti, Rick (of) ('78-'81).....	22
Boshers, Buddy (hp) ('19).....	67
Boucher, Denis (hp) ('91).....	35
Bowles, Brian (rh) ('01-'03).....	26, 37
Bowling, Steve (of) ('77).....	30
Boyd, Matt (hp) ('15).....	46
Braun, Steve (if-dh) ('80).....	11
Brenly, Bob (c) ('89).....	9
Brito, Socrates (if) ('19).....	38
Brito, Tilton (if) ('96-'97).....	12, 14
Brow, Scott (rh) ('93-'94; '96; '27, 40	
Brown, Bobby (of) ('79).....	5
Brown, Kevin (c) ('98-'99).....	14
Brumfield, Jacob (of) ('96-'97; '99).....	2, 5
Bruno, Tom (hp) ('77).....	77
Buchholz, Clay (rh) ('19).....	36
Buchholz, Taylor (rh) ('10).....	30
Buck, John (c) ('10).....	14
Buehrle, Mark (hp) ('13-'15).....	56
Buice, DeWayne (rh) ('89).....	38
Bullington, Bryan (rh) ('09).....	36
Burnett, A.J. (rh) ('06-'08).....	34
Burns, Andy (if) ('16).....	11
Burres, Brian (hp) ('09).....	14
Burroughs, Jeff (dh) ('85).....	51
Bush, Dave (rh) ('04-'05; '13).....	49, 54
Bush, Homer (if) ('99-'02).....	48
Buskey, Tom (rh) ('78-'80).....	44
Butera, Sal (c) ('88).....	26
Butler, Rich (of) ('97).....	12
Butler, Bob (of) ('93-'94; '99).....	2, 20
Byrd, Jeff (rh) ('77).....	27

C (78)

Cabrera, Francisco (c) ('89).....	21
Cadener, Melky (of) ('13-'14).....	53
Cadret, Greg (rh) ('94).....	23
Cairo, Miguel (if) ('96).....	3
Camp, Shawn (rh) ('08-'11).....	57
Campuso, Leonel (rh) ('17).....	60
Campuzano, Sil (of) ('88).....	21
Canate, Willie (of) ('93).....	21
Candelaria, John (hp) ('90).....	48
Candiotti, Tom (rh) ('91).....	49
Cannon, J.J. (Joe) (of) ('79-'80).....	30
Cansello, Jose (of-dh) ('98).....	33, 44
Carlson, Jesse (hp) ('08-'11).....	39, 43, 48
Carpenter, Chris (rh) ('97-'02).....	26, 50
Carpenter, David (hp) ('12).....	39
Carpenter, Drew (rh) ('12).....	39
Carrara, Giovanni (hp) ('95-'96).....	38
Carreno, Joel (rh) ('11-'12).....	34
Carrera, Ezequiel (of) ('15-'18).....	30
Carte, Joe (if) ('91-'97).....	29, 43
Carty, Rico (dh) ('78-'79).....	29
Cash, Kevin (c) ('02-'04).....	21
Cassidy, Scott (hp) ('02).....	30
Castillo, Alberto (c) ('00-'01).....	40
Castillo, Frank (hp) ('00).....	37
Castillo, Tony (hp) ('88-'89; '93-'96).....	27, 49
Castro, Miguel (rh) ('15).....	51
Catalanotto, Frank (of) ('03-'06).....	27
Cauldill, Bill (rh) ('85-'86).....	36
Cecil, Brett (hp) ('09-'16).....	27
Cecilian, Darrell (of) ('16).....	9
Cedeno, Domingo (if) ('93-'96).....	20, 70
Cerone, Rick (c) ('77-'79).....	9
Cerutti, John (hp) ('85-'90).....	55

Chacin, Gustavo (hp) ('04-'07).....	39
Chavez, Jesse (rh) ('12; '16).....	20, 30
Chavez, Raul (c) ('08).....	13
Chuk, Winnie (rh) ('03-'06).....	50
Clancy, Jim (rh) ('77-'88).....	18
Clark, Bryan (hp) ('84).....	35
Clark, Howie (if) ('93-'04; '07).....	4, 6
Clarke, Stan (hp) ('83-'85; '86).....	34
Clayton, Royce (if) ('07).....	11
Clemens, Roger (rh) ('97-'98).....	21
Clippard, Tyler (rh) ('18).....	36
Coats, Buck (of) ('08).....	15
Coco, Pasqual (rh) ('00-'02).....	38, 54
Coelho, Robert (hp) ('12).....	56
Coglian, Chris (if) ('19).....	7
Colabello, Chris (if) ('15-'16).....	15
Cole, A.J. (rh) ('20).....	36
Cole, Taylor (rh) ('17).....	38
Coleman, Joe (rh) ('78).....	16, 40
Colles, Darnell (of) ('93-'94).....	11
Collins, Dave (of) ('83-'84).....	10
Cone, David (rh) ('92; '95).....	11
Cooper, Brian (hp) ('02).....	50
Cooper, David (if) ('11-'12).....	30, 40
Cooper, Don (rh) ('83).....	36
Copeland, Scott (hp) ('15).....	28
Cordero, Francisco (rh) ('12).....	48
Cordova, Aramis (hp) ('09).....	66
Cordova, Marty (of) ('00).....	15
Cornett, Brad (rh) ('94-'95).....	22, 58
Cox, Danny (rh) ('93-'95).....	58
Cox, Ted (if) ('81).....	34
Crabtree, Tom (rh) ('95-'97).....	37
Crawford, Evan (hp) ('12).....	46
Creek, Doug (hp) ('03).....	39
Crespo, Felipe (if) ('96-'98).....	3, 6
Crozier, Eric (if) ('04).....	23
Cruz Jr., Jose (of) ('97-'02).....	23
Cruz, Rainer (hp) ('18).....	59
Cruz Victor (hp) ('78).....	48
Cubalian, Darwin (hp) ('00).....	34
Cummings, Steve (hp) ('89-'90).....	32
Cumpton, Brandon (rh) ('18).....	47

D (44)

Daal, Omar (hp) ('97).....	54
Dalesandro, Mark (c) ('98-'99).....	5, 59
Darr, Mike (rh) ('77).....	28
Darwin, Danny (rh) ('95).....	44
Dayey, Tom (hp) ('99).....	43
Davis, Bob (c) ('79-'80).....	8
Davis, Dick (of) ('82).....	38
Davis, Doug (hp) ('03).....	48
Davis, Jonathan (of) ('18).....	49, 67
Davis, Rajai (if) ('11-'13).....	11
Davis, Steve (hp) ('85-'86).....	25
Daylen, Ken (hp) ('91; '93).....	46
DeBarr, Dennis (hp) ('77).....	22
Delgado, Carlos (1b) ('93-'04).....	6, 21, 25
De Jong, Jordan (rh) ('07).....	57
Delabar, Steve (hp) ('12-'15).....	50
Dellucio, David (of) ('09).....	17
de los Santos, Valero (hp) ('04).....	26
Dermody, Matt (hp) ('16-'17).....	16
DeRoosa, Mark (if) ('18).....	16
DeWitt, Jeff (c) ('87).....	27
DeWitt, Matt (hp) ('00; '01).....	40, 49
Diamond, Scott (hp) ('18).....	32
Diaz, Aledmys (if) ('16).....	31
Diaz, Carlos (c) ('90).....	59
Diaz, Jonathan (if) ('14-'15).....	1
Diaz, Robinson (c) ('08).....	14
Diaz, Yennis (hp) ('19).....	59
Dickey, Ben (hp) ('13-'16).....	43
Diles, Rafael (of) ('20).....	41
Dominguez, Matt (if) ('16).....	32
Domonique, Andy (c) ('05).....	56
Donaldson, Josh (if) ('15-'18).....	20
Dotel, Octavio (hp) ('11).....	29
Doubout, Felix (hp) ('15).....	57
Douglass, Sean (rh) ('04).....	37
Downs, Scott (hp) ('05-'10).....	24

BIographies

LAST SEASON

HISTORY

RECORDS

OPPONENTS

PLAYER DEV.

MEDIA & MISCS.



Drabek, Kyle (rhp) (10-14)..... 4
 Drake, Oliver (rhp) (18)..... 46
 Drury, Brandon (if) (18-20)..... 3,10
 Ducey, Rob (of).....
 (87-92, '00)..... 20,22,40
 Dull, Ryan (rhp) (19)..... 73
 Duncan, Mariano (if) (97)..... 24
 Dyson, Sam (rhp) (12)..... 35

E (16)
 Eckstein, David (if) (08)..... 11
 Edge, Butch (rhp) (79)..... 16
 Eichhorn, Mark (rhp) (82; '86-'88; '92-'93)..... 28,38,48
 Encarnacion, Edwin (if) (09-'16)..... 7,10,12
 Eppard, Jim (3b) (90)..... 26
 Escobar, Keliang (rhp) (97-'03)..... 45,47
 Escobar, Yunel (if) (10-12)..... 5
 Espinal, Santiago (if) (20-)..... 5
 Espinosa, Nino (rhp) (81)..... 38
 Estalella, Bobby (c) (04-)..... 20
 Estrada, Marco (rhp) (15-'18)..... 25
 Estrella, Leo (rhp) (00)..... 53
 Evans, Tom (if) (97-'98)..... 2,28
 Eveland, Dana (rhp) (10)..... 30
 Ewing, Sam (if-of-dh) (77-'78)..... 5
 Fry, Scott (rhp) (01-'02)..... 29

F (90)
 Fairly, Ron (if) (77)..... 6
 Farquhar, Danny (rhp) (11-12)..... 49
 Fasano, Sal (c) (07)..... 13
 Feierabend, Ryan (rhp) (19)..... 60
 Feldman, Scott (rhp) (16)..... 46
 Felix, Junior (of) (89-'90)..... 47,54
 Fernandez, Jose (rhp) (18)..... 50
 Fernandez, Tony (if) (83-'90; '93-'98; '01)..... 1
 Fielder, Cecil (1b) (85-'88)..... 23
 Figueroa, Luis (if) (06)..... 46
 File, Bob (rhp) (01-'02; '04)..... 36
 Filer, Tom (rhp) (85)..... 49
 Fisher, Derek (of) (19-'20)..... 20,23
 Flanagan, Mike (lhp) (87-'90)..... 46
 Flenner, Huck (lhp) (93-'96; '97)..... 32,38
 Fletcher, Darrin (c) (98-'02)..... 39
 Floyd, Gavin (rhp) (16)..... 39
 Font, Wilmer (if) (19-)..... 63
 Francis, Jeff (rhp) (15)..... 35
 Francisco, Ben (of) (12)..... 8
 Francisco, Frank (rhp) (11)..... 50
 Francisco, Juan (if) (14)..... 47
 Frascatore, John (rhp) (99-'01)..... 22
 Fraser, Willie (rhp) (91)..... 27
 Frasier, Jason (rhp) (04-11)..... 12,54
 Frederick, Kevin (rhp) (04)..... 48
 Free, Ryan (if) (01)..... 11
 Freisleben, Dave (rhp) (79)..... 25
 Frey, Jeff (if) (01)..... 36
 Fullimer, Brad (dh) (00-'01)..... 20

G (69)
 Galvis, Freddy (if) (19)..... 16
 Garcia, Carlos (if) (97)..... 13
 Garcia, Damaso (if) (90-'86)..... 7
 Garcia, Jaime (lhp) (18)..... 57
 Garcia, Pedro (if) (77)..... 38
 Garvin, Jerry (rhp) (77-'82)..... 36
 Gaudin, Chad (rhp) (05)..... 35
 Gaviglio, Sam (rhp) (18-'20)..... 43
 Geisel, Dave (rhp) (82-'83)..... 35
 Germano, Justin (rhp) (13)..... 52
 Getz, Chris (if) (14)..... 39
 Giannelli, Ray (if) (91)..... 19
 Giles, Ken (rhp) (18-'20)..... 51
 Gilles, Tony (rhp) (14)..... 9
 Gillespie, Cole (of) (14)..... 9
 Girard, Chad (lhp) (16)..... 57
 Glasco, Troy (if) (06-'07)..... 25
 Glenn, Brad (of) (14)..... 55
 Glover, Gary (rhp) (99)..... 51
 Godley, Ryan (rhp) (04)..... 46
 Gonnyn, Zack (rhp) (19)..... 46
 Goins, Ryan (if) (13-'17)..... 17
 Gomes, Yan (c) (12)..... 68
 Gomez, Chris (if) (04)..... 3
 Gomez, Luis (if) (78-'79)..... 11
 Gonzalez, Rene (if) (91)..... 88
 Gonzalez, Alex (if) (10)..... 11
 Gonzalez, Alex S. (if) (94-'01)..... 8
 Gonzalez, Edgar (rhp) (13)..... 35
 Goodwin, Curtis (if) (99)..... 17
 Gordon, Don (rhp) (86-'87)..... 39
 Gose, Anthony (of) (12-'14)..... 8,43
 Gott, Jimmy (rhp) (82-'84)..... 38
 Gotsz, Mauro (rhp) (89)..... 47
 Granderson, Curtis (if) (18)..... 18
 Gravenman, Kendall (rhp) (14)..... 31

Grebeck, Craig (if) (98-'00)..... 4
 Green, Nick (if) (10)..... 21
 Green, Shawn (of) (93-'99)..... 15
 Greene, Charlie (c) (00)..... 21
 Greene, Todd (of) (90)..... 27
 Greene, Willie (if) (99)..... 12
 Grey, Kevin (rhp) (10)..... 63
 Grichuk, Randal (of) (18-)..... 15
 Griffin, Alfredo (if) (79-'84; '92-'93)..... 4
 Griffin, John-Ford (of) (05; '07)..... 11,24
 Grill, Jason (rhp) (16-'17)..... 37
 Grill, Steve (rhp) (79)..... 45
 Gronkiewics, Lee (rhp) (07)..... 62
 Gross, Gabe (of) (04-'05)..... 18,21
 Gruber, Kelly (if) (84-'92)..... 17
 Guerra, Jairo (rhp) (19)..... 48
 Guerrero Jr., Vladimir (if) (19-)..... 27
 Guerrero, Taylor (rhp) (18)..... 65
 Guimet, Preston (rhp) (18)..... 49
 Gunderson, Eric (rhp) (00)..... 39
 Gurriel Jr., Lourdes (of) (18-)..... 13
 Guthrie, Mark (lhp) (00)..... 38
 Guzman, Juan (rhp) (91-'98)..... 57,66

H (51)
 Hague, Matt (if) (15)..... 23
 Hall, Darren (rhp) (94-'95)..... 36
 Halladay, Roy (rhp) (98-'09)..... 32,52
 Hamilton, Joey (rhp) (99-'01)..... 50
 Hanson, Eric (if) (19)..... 1,19
 Hanson, Erik (rhp) (96-'98)..... 39
 Happ, A.J. (lhp) (12-'14; '16-'18)..... 33,48
 Hargan, Steve (rhp) (77)..... 26
 Harrell, Lucas (rhp) (17)..... 57
 Hartenstein, Chuck (rhp) (77)..... 24
 Hatch, Thomas (rhp) (20-)..... 31
 Hattig, John (if) (06)..... 23
 Hauschlich, Mike (rhp) (18)..... 44
 Hawkins, LaTroy (rhp) (15)..... 32
 Hamilton, Joey (rhp) (99-'01)..... 50
 Hayashi, Jeff (c) (85-'86)..... 58
 Hechavarria, Adelmir (if) (12)..... 33
 Henderson, Rickey (of) (93)..... 14,24
 Hendrickson, Mark (lhp) (02-'03)..... 43
 Hendriks, Liam (rhp) (14-'15)..... 31,39
 Henke, Tom (rhp) (85-'92)..... 50
 Hentgen, Pat (rhp) (91-'99; '04)..... 41
 Heredia, Felix (rhp) (02-)..... 49
 Hermansen, Chad (of) (04-'05)..... 33
 Hernandez, Pedro (if) (79; '82)..... 29,39
 Hernandez, Tozcar (of) (17-)..... 37
 Hernandez, Tony (of) (94)..... 54
 Hernandez, Xavier (rhp) (89)..... 42
 Hill, Aaron (if) (05-'11)..... 24,29
 Hill, Gianellen (of) (89-'91)..... 42
 Hill, Shawn (rhp) (10)..... 31,45
 Hillenbrand, Shea (if) (05-'06)..... 29
 Hinkle, Eric (if) (02-'06)..... 11
 Hodgson, Paul (of) (80)..... 49
 Hoffpauir, Jarrett (if) (10)..... 35
 Hollins, Dave (dh) (99)..... 17
 Horsman, Vince (lhp) (91)..... 26
 Horton, Willie (dh) (78)..... 48
 House, T.J. (lhp) (17)..... 13
 Howell, Jerry (rhp) (77)..... 40
 Howell, J.P. (lhp) (17)..... 56
 Huckabay, Ken (c) (02-'03; '05)..... 20
 Hudek, John (rhp) (99)..... 43
 Hudson, Daniel (rhp) (19)..... 46
 Hudson, Orlando (if) (02-'05)..... 1,3
 Huff, Michael (of) (94-'96)..... 26
 Huffman, Phil (rhp) (79)..... 47
 Hurtado, Edwin (rhp) (95)..... 32
 Hutchison, Drew (rhp) (12-'16)..... 36
 Hutton, Tommy (if) (78)..... 14
 Hynes, Colt (rhp) (15)..... 49

I (6)
 Igarashi, Ryota (rhp) (12)..... 56
 Infante, Alexis (if) (87-'89)..... 14
 Inglett, Joe (if) (07-'09)..... 1,4
 Iorg, Garth (if) (78-'80; '87)..... 16,29
 Izuris, Cesar (if) (01)..... 2
 Izuris, Maicer (if) (13-'15)..... 3

J (21)
 Jackson, Darrin (of) (93)..... 14
 Jackson, Darrin (rhp) (99)..... 33
 Jackson, Roy Lee (rhp) (91-'84)..... 21
 Jansen, Danny (c) (18-)..... 9
 Janssen, Casey (rhp) (06-'14)..... 44
 Janzen, Marty (rhp) (96-'97)..... 36
 Jefferson, Jesse (rhp) (77-'80)..... 34
 Jeffers, Jeremy (rhp) (13)..... 33
 Jenkins, Chad (rhp) (12-'15)..... 64
 Johnson, Cliff (dh) (83-'86)..... 00,44
 Johnson, Dan (if) (14)..... 16
 Johnson, Dane (rhp) (96)..... 50

Johnson, Jerry (rhp) (77)..... 44
 Johnson, Josh (rhp) (86-'87)..... 33
 Johnson, Josh (rhp) (11)..... 55
 Johnson, Kelly (if) (11-'12)..... 2
 Johnson, Reed (of) (03-'07)..... 3,37
 Johnson, Tim (if) (78-'79)..... 16,17
 Jordan, Tony (of) (82)..... 45
 Jordan, Ricardo (rhp) (95)..... 49
 Joseph, Caleb (c) (20)..... 7

K (22)
 Kawasaki, Munenori (if) (13-'15)..... 66
 Kay, Anthony (lhp) (19-)..... 47,70
 Kelly, Pat D. (c) (80)..... 6
 Kelly, Pat F. (if) (99)..... 7
 Kennedy, Joe (rhp) (07)..... 46
 Kent, Jeff (if) (92)..... 11
 Kershner, Jason (rhp) (02-'04)..... 23,46
 Keut, Jimmy (lhp) (84-'92)..... 22,27
 Kiebel, Bobby (of) (03)..... 24
 Kilgus, Paul (rhp) (90)..... 39
 Kingham, Nick (rhp) (19)..... 66
 Kirk, Alejandro (c) (20-)..... 62
 Kirkwood, Don (rhp) (78)..... 32
 Klutts, Mickey (if) (83)..... 27
 Knorr, Randy (c) (91-'95)..... 27,54
 Koch, Billy (rhp) (99-'01)..... 44
 Koehler, Tom (rhp) (17)..... 34
 Koresky, Bobby (if) (12; '14)..... 20,51
 Koskie, Corey (if) (05)..... 12
 Kottaras, George (c) (14)..... 14
 Kratz, Erik (c) (14)..... 31
 Kucek, Jack (rhp) (80)..... 32
 Kusick, Craig (if) (79)..... 5

L (52)
 Laffey, Aaron (lhp) (12; '13)..... 32
 Lake, Junior (of) (16)..... 48
 Lamp, Dennis (rhp) (84-'86)..... 53
 Langerhans, Ryan (of) (13)..... 16
 LaRoche, Andy (if) (13)..... 31
 Latham, Chris (of) (01)..... 27
 Latos, Matt (rhp) (17)..... 57
 Lavelle, Gary (lhp) (85-'87)..... 46
 Law, Derek (lhp) (19-)..... 64
 Lawless, Tom (if) (89-'90)..... 18
 Lawrence, Casey (rhp) (17)..... 59
 Lawrence, Joe (if) (02)..... 6
 Lawrie, Brett (if) (11-'14)..... 13,17
 Leach, Rick (1b-of) (84-'88)..... 9
 League, Brandon (rhp) (04-'09)..... 22,35
 Leal, Luis (rhp) (80-'85)..... 48
 Ledezma, Wilfredo (lhp) (11)..... 58
 Lee, Manny (if) (85-'92)..... 24
 Leiter, A.J. (rhp) (89-'95)..... 28
 Leiter Jr., Mark (rhp) (18)..... 62
 Lemanczyk, Dave (rhp) (77-'80)..... 23
 Lemongello, Mark (rhp) (79)..... 40
 Lennon, Patrick (of) (98-'99)..... 20
 Leon, Arnold (if) (80)..... 68
 Leone, Dominic (rhp) (17)..... 51
 Leshar, Brian (of) (02)..... 31
 Lewis, Fred (of) (10)..... 15
 Lewis, Rommie (lhp) (10-'11)..... 35,50
 Liddle, Cory (rhp) (03)..... 41
 Ligtnerberg, Kerry (rhp) (04)..... 46
 Lilly, Ted (lhp) (04-'06)..... 31
 Lincoln, Brad (rhp) (12-'13)..... 49
 Lind, Adam (of) (06-'14)..... 23
 Linton, Doug (rhp) (92-'93)..... 03;26,30
 Liriano, Francisco (lhp) (16-'17)..... 45
 Liriano, Nelson (if) (87-'90)..... 2
 Litsch, Jesse (rhp) (07-'12)..... 51
 Lloyd, Graeme (lhp) (99)..... 37
 Loaiza, Esteban (rhp) (00-'02)..... 21
 Loewen, Adam (of) (11)..... 39
 Lopez, Aquilino (if) (03-'04)..... 44
 Lopez, Felipe (if) (01-'02)..... 7
 Lopez, Luis (if) (01)..... 12
 Lopez, Rafael (c) (09)..... 7
 Lou, Aaron (rhp) (12-'18)..... 62
 Lowe, Mark (lhp) (15)..... 57
 Luciano, Elvis (rhp) (19-)..... 65
 Nolin, Eric (rhp) (99)..... 40
 Luebbert, Steve (rhp) (79)..... 46
 Lueckens, Rick (rhp) (90)..... 38
 Luna, Hector (if) (07-'08)..... 18
 Lyon, Brandon (rhp) (01-'02; '12)..... 28,31

M (76)
 MacDonald, Bob (lhp) (90-'92)..... 45
 Macha, Ken (if) (81)..... 8
 Macha, Mike (if) (80)..... 8
 Mahler, Mickey (rhp) (86)..... 40
 Maille, Luke (of) (17-'19)..... 21,22
 Maksudian, Mike (if) (92)..... 21
 Maldonado, Candy (of) (91-'92; '95)..... 23

Manrique, Fred (if) (81-'84)..... 2
 Marcum, Shaun (rhp) (05-'10)..... 28
 Martin, Norberto (if) (99)..... 3,38
 Martin, Russell (c) (15-'18)..... 55
 Martinez, Buck (c) (81-'86)..... 13
 Martinez, Dave (of) (00)..... 14
 Martinez, Domingo (1b) (92-'93)..... 51
 Martinez, Sandy (c) (95-'97)..... 35,53
 Mason, Jim (if) (77)..... 10
 Mastroianni, Darin (of) (11; '14)..... 1,33
 Matheny, Mike (c) (99)..... 11,22
 Mathis, Jeff (of) (12)..... 6
 Matuszek, Len (dh) (85)..... 25
 Maurer, David (lhp) (04)..... 51
 Mayberry, John (1b) (78-'82)..... 9
 Mayberry Jr., John (of) (14)..... 9
 Mayza, Tim (lhp) (17)..... 58
 McBeath, Les (of-dh) (89)..... 13
 McCoy, Mike (if) (10-'12)..... 18
 McDonald, John (if) (05-'11)..... 6
 McGowan, Dustin (rhp) (05-'14)..... 29,40
 McGriff, Fred (1b) (86-'90)..... 19
 McGuire, Deck (rhp) (18)..... 48
 McGuire, Reese (c) (18)..... 10,70
 McKay, Dave (if) (77-'79)..... 39
 McKinney, Billy (if) (18-'20)..... 28
 McLaughlin, Joey (rhp) (80-'84)..... 50
 McBeath, Brian (of) (99)..... 56
 Mench, Kevin (of) (08)..... 36
 Menechino, Frank (if) (04-'05)..... 4
 Menhart, Paul (rhp) (95)..... 55
 Merced, Orlando (of) (97)..... 66
 Meryweather, Julian (rhp) (20-'07)..... 67
 Michalak, Chris (lhp) (01)..... 17
 Miller, Kevin (if) (09)..... 15,30
 Miller, Dyer (rhp) (79)..... 46
 Miller, Justin (rhp) (02-'05)..... 34
 Miller, Trevor (rhp) (03; '11)..... 43,51
 Mills, Brad (lhp) (09-'11; '14)..... 38,59
 Milner, Brian (of) (99)..... 42
 Mirabeli, Paul (lhp) (80-'81)..... 2
 Moffitt, Randy (rhp) (83)..... 17
 Molina, Bengie (c) (06)..... 17
 Molina, Jose (c) (10-'11)..... 1
 Molitor, Paul (dh) (93-'95)..... 19
 Mondesi, Paul (of) (00-'02)..... 43
 Montero, Miguel (c) (17)..... 39,47
 Moore, Balor (rhp) (78-'80)..... 38
 Moore, Charlie (c) (87)..... 16
 Morales, Franklin (lhp) (16)..... 56
 Morales, Kendrys (if) (17-'18)..... 8
 Moran, Brian (lhp) (20)..... 48
 Morandini, Mickey (if) (00)..... 1
 Morgan, Mike (rhp) (83)..... 30
 Morris, Jack (rhp) (92-'93)..... 47
 Morrow, Brandon (rhp) (10-'14)..... 23
 Mosley, Lloyd (of) (80-'89)..... 15
 Mosquera, Julio (c) (96-'97)..... 46
 Mottola, Chad (of) (00; '06)..... 21,22
 Mulliniks, Rance (if) (82-'92)..... 5
 Munro, Peter (rhp) (99-'00)..... 13,69
 Murphy, Bill (lhp) (09)..... 62
 Murphy, Patrick (rhp) (20)..... 61
 Murray, Dale (rhp) (77-'79)..... 45
 Murray, Dale (if) (81-'82)..... 33
 Musselman, Jeff (lhp) (86-'89)..... 13,32,35
 Musselman, Ron (rhp) (84-'85)..... 30
 Myers, Greg (c) (87-'89; '92-'03; '05)..... 16,21,28,52
 Myers, Randy (lhp) (98)..... 28

N (13)
 Nakamura, Michael (rhp) (04)..... 53
 Navarro, Dioner (c) (14-'15; '16)..... 30
 Nease, Greg (if) (18)..... 61
 Nease, Mike (if) (18)..... 61
 Niccisia, Steve (c) (85)..... 35
 Niecko, Phil (rhp) (87)..... 35
 Nix, Jayson (if) (11)..... 28
 Nixon, Otis (of) (96-'97)..... 2
 Nolin, Sean (lhp) (13-'14)..... 35
 Nordbrock, Tim (if) (77-'78)..... 16
 Nordhagen, Wayne (of-dh) (82)..... 3,30
 Norris, Daniel (lhp) (14-'15)..... 32
 Nunez, Jose (rhp) (87-'89)..... 45

O (13)
 O'Brien, Charlie (c) (96-'97)..... 22
 Oh, Seungwhan (rhp) (18)..... 22
 Ohka, Tomo (rhp) (07)..... 18
 Olerud, John (1b-dh) (89-'96)..... 9
 Oliver, Al (dh) (85)..... 0
 Oliver, Darren (lhp) (12-'13)..... 38
 Olmedo, Ray (if) (07)..... 1
 Ohlman, Mike (c) (17)..... 43
 Orta, Jorge (of-dh) (83)..... 33
 Ortiz, Ramon (rhp) (13)..... 34



Osuna, Roberto (rhp) ('15-'18).....	54	Rios, Alex (of) ('04-'09).....	15	Sparkman, Glenn (rhp) ('17).....	46	Villar, Jonathan (rf) ('20).....	20,30
Ortiz, Willis (rf) ('99).....	21	Risley, Bill (rhp) ('96-'98).....	55	Speier, Justin (rhp) ('04-'06).....	30	Viola, Frank (rhp) ('96).....	19
Overbay, Lyle (lf) ('06-'10).....	17,35	Rivera, Juan (of) ('11).....	20	Spoljaric, Paul (lhp) ('94-'96-'97-'99).....	24,40,45	Virgil, Ozzie (c) ('89-'90).....	21,26
P (39)		Roark, Tanner (rhp) ('20).....	14	Sprague, Ed (of) ('91-'93).....	33	Vizquel, Omar (lf) ('12).....	13,17
Painter, Lance (lhp) ('00-'01).....	28,40	Roberts, Jason (of-dh) ('82).....	3	St. Claire, Randy (lhp) ('94).....	37	Vogelbach, Daniel (dh) ('20).....	20
Panik, Joe (lf) ('20).....	2	Roberts, Ryan (of) ('06-'07).....	4,20	Staggs, Steve (lf) ('77).....	2	Vuckovich, Pete (rhp) ('77).....	30
Pannone, Thomas (lhp) ('18-'20).....	45	Robertson, Bob (1b-dh) ('79).....	5	Stairs, Matt (if-of) ('07-'08).....	24	W (44)	
Parades, Jimmy (lf) ('16).....	37	Robinson, Kenny (rhp) ('95-'97) 44,52	39	Stanley, Mike (dh) ('98).....	20	Wagner, Neil (rhp) ('13-'14).....	45
Parker, Dave (dh) ('91).....	39	Rodriguez, Nerio (rhp) ('98-'99).....	39	Stark, Matt (c) ('87).....	47	Waguespack, Jacob (rhp) ('19-).....	62
Parmley, Jan (of) ('17).....	10	Roenicke, Josh (rhp) ('09-'10).....	17,33	Stewart, Brock (rhp) ('19-).....	35	Walker, Pete (rhp) ('02-'03-'05-'06) 41	41
Parris, Steve (rhp) ('01-'02).....	39	Rogers, Esml (rhp) ('13-'14).....	32	Stewart, Dave (rhp) ('93-'94).....	34	Walker, Taijuan (rhp) ('20).....	00
Parrish, John (rhp) ('08).....	31	Rogers, Jimmy (rhp) ('95).....	47	Stewart, Shannon (of) ('95-'03-'08).....	7,23,24	Wallace, Dave (rhp) ('78).....	46
Parrish, Lance (c) ('98).....	13	Rolen, Scott (lf) ('08-'09).....	33	Stewart, Zach (rhp) ('11-).....	56	Walters, P.J. (rhp) ('11).....	40
Patterson, Corey (of) ('12).....	16	Romano, Jordan (rhp) ('19-).....	68	Siebert, Dave (rhp) ('79-'92-'98).....	37	Wang, Chien-Ming (rhp) ('13).....	67
Pauley, David (rhp) ('11).....	49	Romano, Mike (rhp) ('99).....	46	Siebert, Drew (rhp) ('16).....	37	Ward, Duane (rhp) ('86-'95).....	31
Paulino, David (rhp) ('18).....	22	Romero, Davis (lhp) ('06).....	50	Storey, Mickey (rhp) ('13).....	37	Ward, Turner (of) ('91-'95).....	16,24
Pearce, Steve (rhp) ('17-'18).....	28	Romero, Ricky (rhp) ('09-'13).....	24	Stottlemyre, Todd (rhp) ('88-'94) 16,30	30	Wasdin, John (rhp) ('03).....	38
Pearson, Nate (rhp) ('20-).....	24	Roof, Phil (c) ('77).....	4	Stripling, Ross (rhp) ('20-).....	48	Weathers, David (rhp) ('91-'92).....	53
Pennington, Cliff (lf) ('15).....	9	Rosario, Francisco (rhp) ('06).....	36	Stroman, Marcus (rhp) ('14-'19) 6,54	6,54	Weber, Thad (rhp) ('13).....	51
Perez, Hector (rhp) ('20).....	64	Ross, Zack (rhp) ('88).....	21	Sturtz, Tanyon (rhp) ('03).....	31	Webster, Mitch (of) ('83-'85).....	23
Perez, Juan (lhp) ('13).....	57	Roussuc, Zac (lhp) ('19).....	59	Swann, Pedro (of) ('02).....	8	Wells, David (lhp) ('87-'92-'99-'00).....	33,36
Perez, Luis (lf) ('11-'13).....	47	Rowley, Chris (rhp) ('17-'18).....	45,47	Sweeney, Darnell (lf) ('18).....	38	Wells, Greg (1b-dh) ('81).....	43
Perez, Robert (of) ('94-'97).....	17	Ruiz, Randy (rhp) ('09-'10).....	3,21	T (26)		Wells, Randy (rhp) ('08).....	59
Perez, Tomas (lf) ('95-'98).....	1,13	Ryan, B.J. (lhp) ('06-'09).....	52	Tabler, Pat (lf) ('91-'92).....	15	Wells, Vernon (of) ('99-'10).....	3,10
Person, Robert (rhp) ('97-'99).....	31	Ryu, Hyun Jin (lhp) ('20-).....	99	Tallet, Brian (lhp) ('06-'10-'11).....	56	Werth, Jayson (of) ('02-'03).....	13,54
Peterson, Adam (rhp) ('04).....	59	Rzepczynski, Marc (lhp) ('09-'11).....	34	Tam, Jeff (rhp) ('03).....	39	Weston, Mickey (rhp) ('91).....	26
Petrilli, Geno (c) ('82-'84).....	14	S (65)		Taubenheim, Ty (rhp) ('06-'07).....	48	Whiten, Mark (of) ('90-'91).....	23,40
Petricka, Jake (rhp) ('18).....	39	Saitaliamacchia, Jarrod (c) ('17).....	10	Teahan, Beau (c) ('19).....	72	Whiteside, Matt (rhp) ('05).....	18
Petricka, David (rhp) ('19).....	35	Samuel, Juan (lf-of) ('96-'98).....	11	Tellez, Rowdy (1b) ('18-).....	44,68	Whitmer, Dan (c) ('81).....	6
Phelps, Josh (c) ('00-'04).....	17	Sanchez, Aaron (rhp) ('14-'19).....	41	Tepera, Ryan (rhp) ('15-'19).....	52	Whitt, Ernie (c) ('77-'78-'80-'89).....	12
Phillips, Jason (c) ('06-'07).....	47	Sanchez, Alex (rhp) ('89).....	33	Tepesch, Nick (rhp) ('17).....	48	Wiggins, Scott (lhp) ('02).....	57
Phillips, Kyle (c) ('09).....	31	Sanders, Anthony (of) ('99).....	27	Thames, Eric (lf) ('11-'12).....	14,46	Wilborn, Ted (of) ('79).....	35
Phillips, Tony (of) ('98).....	12	Santiago, Benito (c) ('97-'98).....	18	Thigpen, Curtis (c) ('07-'08).....	7,59	Wiley, Mark (rhp) ('78).....	21
Pillar, Kevin (of) ('13-'19).....	11,22	Santos, Luis (rhp) ('17-'18).....	56,71	Thole, Josh (c) ('13-'16).....	22,30	Wilkinson, Brad (of) ('08).....	35
Plesac, Dan (lhp) ('97-'99-'01-'02) 19	19	Santos, Sergio (rhp) ('12-'14).....	21	Thomas, Frank (dh) ('07-'08).....	35	Williams, Kenny (of) ('90-'91).....	12,13
Polite, Cliff (rhp) ('02-'03).....	19	Saunders, Michael (of) ('15-'16-'17).....	21	Thompson, Andy (of) ('00).....	16	Williams, Matt (rhp) ('83).....	45
Pompey, Dalton (of) ('14-).....	23,45	Schoeneweis, Scott (lhp) ('05-'06) 60	60	Thorton, Lou (of) ('85-'87-'88).....	28	Williams, Woody (rhp) ('93-'98) 30,54	30,54
Pond, Simon (of) ('04).....	18	Schofield, Dick (ss) ('93-'94).....	4,22	Thorton, Trent (rhp) ('19-).....	57	Willis, Frank (rhp) ('88-'91).....	44
Powell, Hoskan (of-dh) ('82-'83).....	22	Schirm, Ken (rhp) ('80-'82).....	21,31	Timlin, Mike (rhp) ('91-'97).....	40	Wilson, Mookie (of) ('89-'91).....	3
Price, David (lhp) ('15).....	14	Schultz, Bo (rhp) ('15-'16).....	47	Todd, Jackson (rhp) ('79-'81).....	32,40	Wilson, Tom (c) ('02-'03).....	9,15
Prokops, Luke (rhp) ('02).....	44	Scott, John (of) ('77).....	11	Tolleson, Steve (lf) ('14-'15).....	18	Winfield, Dave (of) ('92).....	32
Purcey, David (lhp) ('08-'11).....	25	Scutaro, Marco (lf) ('08-'09).....	19	Torrealba, Yorvit (c) ('12).....	8	Wise, Dewayne (of) ('00-'02-'10-'11).....	1,3,16,55
Q (3)		Segui, David (lf) ('99).....	19	Torres, Hector (rf) ('77).....	29	Withem, Shannon (rhp) ('98).....	58
Quantrill, Paul (rhp) ('96-'01).....	48	Sentense, Steve (rhp) ('82).....	34	Trachsel, Steve (rhp) ('00).....	46	Witt, Kevin (1b) ('98-'99).....	6
Quinlan, Tom (lf) ('90-'92).....	16	Service, Scott (rhp) ('03).....	53	Travis, Devon (lf) ('15-'18).....	29	Wolfe, Brian (rhp) ('07-'09).....	40
Quiroz, Guillermo (c) ('04-'05).....	16	Shafer, Justin (rhp) ('18-'19).....	50,66	Trilecek, Rick (rhp) ('92).....	35	Woods, Al (of) ('77-'82).....	20
R (48)		Sharperson, Mike (lf) ('87).....	10	Tulowitzki, Troy (lf) ('15-'18).....	2	Woods, Gary (of) ('77-'78).....	35
Rader, Doug (rf) ('77).....	10	Shaw, Travis (lf) ('20).....	6	U (5)		Woodward, Chris (lf) ('99-'04-'11-'12).....	5,25,31
Ramirez, Carlos (rhp) ('17-'18) 36,38	36,38	Shepherd, Ron (of) ('84-'86).....	21	Underwood, Tom (lhp) ('78-'79).....	24	Y (1)	
Ramirez, Neil (rhp) ('19).....	33	Shoemaker, Matt (rhp) ('19-'20).....	34	Uppshaw, Willie (lf) ('78-'80-'87).....	26	Yamaguchi, Shun (rhp) ('20).....	1
Ramos, Domingo (lf) ('80).....	17	Shoemaker, Matt (rhp) ('19-'20).....	34	Upton, Melvin (of) ('16).....	7	Z (4)	
Rasmus, Colby (of) ('11-'14).....	28	Sierra, Moises (of) ('12-'14).....	14	Urena, Richard (lf) ('17-'19).....	7	Zambrano, Victor (rhp) ('07).....	31
Rasmussen, Rob (lhp) ('14-'15).....	59	Siera, Ruben (of) ('97).....	14	Urshela, Gio (lf) ('18).....	7	Zaun, Gregg (c) ('04-'08).....	9
Rauch, Jon (rhp) ('11).....	60	Silva, Jose (rhp) ('96).....	45	V (16)		Zeuch, T.J. (rhp) ('19-).....	35,71
Ray, Robbie (lhp) ('20-).....	38	Simmons, Brian (of) ('01).....	22	Valdez, Cesar (rhp) ('17).....	64	Zosky, Eddie (lf) ('91-'92).....	1
Ray, Robert (lhp) ('09-'10).....	60	Sinclair, Steve (lhp) ('98-'99).....	46,53	Valdez, Merkin (rhp) ('10).....	47		
Redmond, Todd (rhp) ('13-'15).....	58	Singer, Bill (rhp) ('77).....	48	Valencia, Danny (lf) ('14-'15).....	15		
Reed, Jeremy (of) ('10).....	7	Smith, Aaron (rhp) ('94).....	38	Valera, Brodye (lf) ('19).....	50		
Refsnyder, Rob (lf) ('17).....	39	Smith, Chris (rhp) ('17).....	53	Van Ryn, Ben (lhp) ('98).....	50		
Reichert, Dan (rhp) ('03).....	54	Smith Jr., Dwight (lf) ('17-'18) 15,27	15,27	Velandia, Jorge (lf) ('08).....	4		
Reid-Foley, Sean (rhp) ('18-'20).....	54	Smith, Jason (lf) ('07).....	38	Veletz, Otto (lf-of-dh) ('77-'82).....	19		
Reimold, Nolan (of) ('14).....	14	Smith, Joe (rhp) ('17).....	38	Venditte, Pat (rhp) ('16).....	44		
Revere, Ben (of) ('15).....	7	Smith, Murphy (rhp) ('18).....	64	Verniylee, Jamie (rhp) ('07).....	36		
Revering, Dave (1b-dh) ('82).....	10	Smook, Travis (lf) ('15-'19).....	13,14	Villanueva, Carlos (rhp) ('11-'12).....	33		
Reyes, Jo-Jo (lhp) ('11).....	37	Snyder, Travis (of) ('08-'12).....	45				
Reyes, Jose (lf) ('13-'15).....	7	Snyder, Cory (lf-of) ('91).....	27				
Richard, Clayton (lhp) ('19).....	2	Sogard, Eric (lf) ('19).....	5				
Richardson, Scott (rhp) ('08-'12) 48,57	48,57	Sojo, Luis (lf) ('90-'93).....	2,6,13				
Righetti, Dave (lhp) ('94).....	24	Solaita, Tony (1b-dh) ('79).....	27				
		Solarte, Yangervis (lf) ('18).....	26				

#12 Retired on July 31, 2011
 #32 Retired on March 29, 2018
 #42 Worn by all players annually on Jackie Robinson Day



ALL-TIME UNIFORM NUMBERS 1977-2020

BIOGRAPHIES

LAST SEASON

HISTORY

RECORDS

OPPONENTS

PLAYER DEV.

MEDIA & MISC.

MANAGERS

- 3**
Bobby Mattick, Jimmy Williams
- 5**
John Gibbons
- 6**
Bobby Cox
- 7**
Roy Hartsfield
- 11**
Jim Fregosi
- 13**
Buck Martinez
- 14**
Carlos Tosca
- 17**
Tim Johnson
- 25**
Charlie Montoyo
- 34**
Mel Queen
- 43**
Cito Gaston
- 52**
John Farrell
- COACHES**
- 1**
Cookie Rojas
- 2**
Luis Rivera
- 3**
Bob Bailor, Lee Elia, Jimmy Williams
- 4**
Alfredo Griffin, Luis Rivera, Cookie Rojas
- 7**
Rich Hacker, Torey Lovullo, John McLaren, Eddie Rodriguez
- 8**
John Sullivan
- 10**
Jim Lett
- 11**
Sal Butera

- 12**
Ernie Whitt
- 14**
Mickey Brantley, Denis Menke, Carlos Tosca
- 15**
Bob Miller, Gene Tenace
- 16**
DeMarlo Hale, Jack Hubbard, Garth Iorg, Gil Kim, Nick Leyva, Lloyd Moseby, Gene Tenace
- 17**
Brook Jacoby, John Schneider
- 18**
Guillermo Martinez, Gene Tenace
- 20**
DeMarlo Hale
- 21**
Dante Bichette, Tim Lincecum, Dwayne Murphy
- 22**
Sal Butera, Rick Langford, Don Wakamatsu
- 23**
Tim Lincecum
- 24**
John McLaren, Jimmy Williams
- 25**
Dwayne Murphy, Kevin Seitzer, Mike Squires
- 26**
Matt Buschmann, Brook Jacoby, Willie Upshaw
- 27**
Derek Shelton
- 28**
John Felske, Willie Upshaw
- 29**
Bobby Knoop
- 30**
Marty Pevey
- 31**
Bobby Doerr
- 34**
Tim Lincecum, Mel Queen, Dave Stewart
- 35**
Terry Bevington, Dane Johnson

- 36**
Gary Matthews
- 38**
Brad Arnsberg, Dane Johnson
- 39**
Larry Hise, Dave Hudgens, Chad Mottola
- 40**
Pete Walker
- 41**
Cito Gaston, Pat Hentgen, Dwayne Murphy, Harry Warner, Al Widmar
- 42**
Galen Cisco, Jackie Moore, Billy Smith
- 43**
Cito Gaston, Don Leppert
- 45**
Marty Pevey, Dave Stewart
- 46**
Dennis Holmberg, Bob Stanley
- 47**
Gary Denbo, Shelley Duncan, Gil Patterson
- 51**
Tim Lincecum
- 52**
Omar Malave, Bruce Walton
- 53**
Joe Breedon, Mark Budzinski, Mark Connor, Epy Guerrero, Mike Mordecai, Bruce Walton
- 55**
Brian Butterfield
- 56**
Mike Barnett, Roly de Armas, Hector Torres
- 57**
Winston Llenas
- 58**
John Gibbons, Marty Pevey
- 60**
Eric Owens
- 63**
Luis Rivera



PLAYERS

0

Al Oliver

00

Cliff Johnson, Taijuan Walker

1

Bob Bailor, Emilio Bonifacio, Andy Burns, Aledmys Diaz, Jonathan Diaz, Tony Fernandez, Alan Hanson, Orlando Hudson, Joe Inglett, Rafael Lopez, Darin Mastroianni, Bengie Molina, Mickey Morandini, Ray Olmedo, Tomas Perez, Dewayne Wise, Shun Yamaguchi, Eddie Zosky

2

Danny Ainge, Dave Berg, Jacob Brumfield, Rob Butler, Tom Evans, Aaron Hill, Cesar Izturis, Kelly Johnson, Manny Lee, Nelson Liriano, Fred Manrique, Otis Nixon, Joe Panik, Clayton Richard, Luis Sojo, Steve Stagg, Troy Tulowitzki

3

Steve Bowling, Miguel Cairo, Ezequiel Carrera, Felipe Crespo, Brandon Drury, Jeff Frye, Chris Gomez, Adeiny Hechavarria, Jarrett Hoffpauir, Orlando Hudson, Maicer Izturis, Reed Johnson, Norberto Martin, Brian Milner, Wayne Nordhagen, Leon Roberts, Randy Ruiz, Gio Urshela, Vernon Wells, Mookie Wilson, Dewayne Wise

4

Howie Clark, Kyle Drabek, Craig Grebeck, Alfredo Griffin, Joe Inglett, Manny Lee, Frank Menecchino, Ryan Roberts, Phil Roof, Dick Schofield, Jason Smith, Jorge Velandia

5

Michael Barrett, Bobby Brown, Jacob Brumfield, Mark Dalesandro, Yunel Escobar, Santiago Espinal, Sam Ewing, Jarrett Hoffpauir, Craig Kuskick, Domingo Martinez, Rance Mulliniks, Bob Robertson, Eric Sogard, Chris Woodward

6

Sil Campusano, Howie Clark, Felipe Crespo, Carlos Delgado, Ron Fairly, Pat D. Kelly, Joe Lawrence, Jeff Mathis, John McDonald, Orlando Merced, Travis Shaw, Luis Sojo, Marcus Stroman, Dan Whitmer, Kevin Witt

7

Tony Batista, Juan Beniquez, Chris Coghlan, Edwin Encarnacion, Damaso Garcia, Caleb Joseph, Pat F. Kelly, Felipe Lopez, Jeremy Reed, Ben Revere, Jose Reyes, Shannon Stewart, Curtis Thigpen, Josh Towers, Melvin Upton, Richard Urena

8

Russ Adams, Alan Ashby, Cavan Biggio, Bob Davis, Ben Francisco, Alex S. Gonzalez, Anthony Gose, Ken Macha, Jose Molina, Kendrys Morales, Pedro Swann, Yorvit Torrealba

9

J. P. Arencibia, Barry Bonnell, Bob Brenly, Darrell Ceciliani, Rick Cerone, Darrin Fletcher, Cole Gillespie, Danny Jansen, Rick Leach, John Mayberry Jr., John Olerud, Cliff Pennington, Tom Wilson, Gregg Zaun

10

Pat Borders, Dave Collins, Brandon Drury, Edwin Encarnacion, Jim Mason, John Mayberry, Reese McGuire, Ian Parmley, Doug Rader, Dave Revering, Jarrod Saltalamacchia, Mark Sharperson, Vernon Wells

11

George Bell, Bo Bichette, Steve Braun, Royce Clayton, Darnell Coles, David Cone, Rajai Davis, David Eckstein, Ryan Freel, Luis Gomez, Alex Gonzalez, John-Ford Griffin, Eric Hinske, Jeff Kent, Mike Macha, Mike Matheny, Kevin Pillar, Juan Samuel, John Scott

12 (NUMBER RETIRED-7/31/11)

Roberto Alomar, Tison Brito, Rich Butler, Edwin Encarnacion, Willie Greene, Luis Lopez, Tony Phillips, Ernie Whitt, Kenny Williams

13

Edgardo Alfonzo, Raul Chavez, Sal Fasano, Carlos Garcia, Lourdes Gurriel Jr., Roy Howell, Brett Lawrie, Buck Martinez, Lee Mazzilli, Peter Munro, Jeff Musselman, Lance Parrish, Tomas Perez, Justin Smoak, Luis Sojo, Omar Vizquel, Jayson Werth, Kenny Williams

14

Butch Alberts, Howard Battle, Derek Bell, Tison Brito, Kevin Brown, John Buck, Brian Burres, Robinzon Diaz, Rickey Henderson, Tommy Hutton, Alex Infante, Darrin Jackson, George Kottaras, Dave Martinez, Gino Petrali, David Price, Nolan Reimold, Tanner Roark, Moises Sierra, Ruben Sierra, Justin Smoak, Eric Thames

15

Chris Colabello, Marty Cordova, Shawn Green, Randal Grichuk, Fred Lewis, Kevin Millar, Lloyd Moseby, Mike Nickeas, Alex Rios, Dwight Smith Jr., Pat Tabler, Danny Valencia, Tom Wilson

16

Mike Bordick, Joe Coleman, Mark DeRosa, Butch Edge, Freddy Galvis, Garth Iorg, Dan Johnson, Tim Johnson, Greg Myers, Tim Nordbrook, Corey Patterson, Tom Quinlan, Guillermo Quiroz, Todd Stottlemyre, Andy Thompson, Turner Ward, Dewayne Wise

17

Mark Bombardieri, Eric Crozier, David Dellucci, Ryan Goins, Curtis Goodwin, Kelly Gruber, Dave Hollins, Tim Johnson, Brett Lawrie, Chris Michalak, Randy Moffitt, Lyle Overbay, Robert Perez, Josh Phelps, Domingo Ramos, Josh Roenicke, Omar Vizquel

18

Darwin Barney, Homer Bush, Jim Clancy, Curtis Granderson, Gabe Gross, Ryan Langerhans, Tom Lawless, Hector Luna, Mike McCoy, Tomo Ohka, Simon Pond, Benito Santiago, Steve Tolleson

19

Jose Bautista, Ray Giannelli, Alan Hanson, Domingo Martinez, Fred McGriff, Paul Molitor, Dan Plesac, Cliff Politte, Marco Scutaro, David Segui, Otto Velez, Frank Viola

20

Rod Barajas, Rob Butler, Domingo Cedenio, Jesse Chavez, Josh Donaldson, Rob Ducey, Bobby Estalella, Derek Fisher, Brad Fullmer, Ken Huckaby, Bobby Korecky, Patrick Lennson, Juan Rivera, Ryan Roberts, Mike Stanley, Mark Teahan, Jonathan Villar, Daniel Vogelbach, Al Woods

21

Juan Beniquez, Tom Bruno, Francisco Cabrera, Willie Canate, Rico Carty, Roger Clemens, Buck Coats, Carlos Delgado, Nick Green, Charlie Greene, Gabe Gross, Cory Lidle, Esteban Loaiza, Luke Maile, Mike Malsudian, Charlie Moore, Chad Mottola, Greg Myers, Willis Otanez, Mark Ross, Randy Ruiz, Sergio Santos, Michael Saunders, Ken Schrom, Ron Shepherd, Ozzie Virgil, Mark Wiley

22

Chase Anderson, Henry Blanco, Rick Bosetti, Brad Cornett, Dennis DeBarr, Rob Ducey, Jimmy Key, Brandon League, Luke Maile, Mike Matheny, Chad Mottola, Charlie O'Brien, Seungwhan Oh, David Paulino, Kevin Pillar, Hosken Powell, Dick Schofield, Brian Simmons, Josh Thole

23

Norichika Aoki, Jose Bautista, Greg Cadaret, Jose Cruz Jr., Cecil Fielder, Derek Fisher, Matt Hague, John Hattig, Jason Kershner, Dave Lemanczyk, Candy Maldonado, Brandon Morrow, Dalton Pompey, Shannon Stewart, Mitch Webster, Mark Whiten, Mike Willis

24

Jim Acker, Willie Aikens, Danny Barnes, Sean Douglass, Mariano Duncan, John-Ford Griffin, Chuck Hartenstein, Rickey Henderson, Glenallen Hill, Bobby Kielty, Nate Pearson, Dave Rigetti, Ricky Romero, Paul Spoljaric, Matt Stairs, Shannon Stewart, Tom Underwood, Turner Ward

25

Doug Ault, Steve Davis, Carlos Delgado, Marco Estrada, Dave Freisleben, Troy Glaus, Roy Lee Jackson, Len Matuzsek, David Purcey, Devon White, Chris Woodward

26

Brian Bowles, Sal Butera, Chris Carpenter, Valerio de los Santos, Jim Eppard, Steve Hargan, Vince Horsman, Michael Huff, Adam Lind, Doug Linton, Yangervis Solarte, Willie Upshaw, Ozzie Virgil, Mickey Weston



27

Willie Blair, Scott Brow, Jeff Byrd, Tony Castillo, Frank Catalanotto, Brett Cecil, Jeff DeWillis, Willie Fraser, Todd Greene, Vladimir Guerrero Jr., Jimmy Key, Mickey Klutts, Randy Knorr, Chris Latham, Anthony Sanders, Dwight Smith Jr., Cory Snyder, Tony Solaita

28

Casey Blake, Scott Copeland, Mike Darr, Mark Eichhorn, Tom Evans, Al Leiter, Brandon Lyon, Shaun Marcum, Billy McKinney, Greg Myers, Randy Myers, Jayson Nix, Lance Painter, Steve Pearce, Colby Rasmus, Lou Thornton

29

Jesse Barfield, Geronimo Berroa, Pat Borders, Joe Carter, Kevin Cash, Octavio Dotel, Scott Eyre, Pedro Hernandez, Glenallen Hill, Shea Hillenbrand, Garth Iorg, Dustin McGowan, Hector Torres, Devon Travis

30

Anthony Alford, Danny Barnes, Juan Berenguer, Taylor Buchholz, Joe (J.J.) Cannon, Alberto Castillo, David Cooper, Dana Eveland, Doug Linton, Kevin Millar, Mike Morgan, Ron Musselman, Dioner Navarro, Wayne Nordhagen, Justin Speier, Todd Stottlmyre, Josh Thole, Jonathan Villar, Pete Vuckovich, Woody Williams

31

Jim Acker, Dave Baker, Joe Biagini, Kendall Graveman, Liam Hendriks, Thomas Hatch, Shawn Hill, Erik Kratz, Andy LaRoche, Brian Leshner, Ted Lilly, Brandon Lyon, John Parrish, Robert Person, Kyle Phillips, Ken Schrom, Tanyon Sturtze, Duane Ward, Chris Woodward, Victor Zambrano

32 (NUMBER RETIRED-3/29/18)

Luis Aquino, Charlie Beamon, Brian Bohanon, Steve Cummings, Scott Diamond, Matt Domingue, Huck Flener, Roy Halladay, LaTroy Hawkins, Edwin Hurtado, Don Kirkwood, Jack Kucek, Aaron Laffey, Jeff Musselman, Daniel Norris, Esmil Rogers, Jackson Todd, Dave Winfield

33

Doyle Alexander, Jose Canseco, J.A. Happ, Chad Hermansen, Edwin Jackson, Jeremy Jeffress, Joey Johnson, Darin Mastroianni, Dale Murray, Jorge Orta, Neil Ramirez, Josh Roenicke, Scott Rolen, Alex Sanchez, Ed Sprague, Jeff Tam, Carlos Villanueva, David Wells, Mike Willis

34

Jim Acker, Kevin Batiste, Pedro Borbon, A.J. Burnett, Joel Carreno, Stan Clarke, Ted Cox, Darwin Cubillan, Tom Koehler, Jesse Jefferson, Justin Miller, Ramon Ortiz, Mark Rzepczynski, Steve Senteney, Matt Shoemaker, Dave Stewart

35

Bud Black, Denis Boucher, Bryan Clark, Dick Davis, Sam Dyson, Jeff Francis, Chad Gaudin, Dave Geisel, Edgar Gonzalez, Brandon League, Rommie Lewis, Sandy Martinez, Jeff Musselman, Steve Nicosia, Phil Niekro, Sean Nolin, Lyle Overbay, David Phelps, Brock Stewart, Frank Thomas, Corey Thurman, Rick Tricek, Ted Wilborn, Brad Wilkerson, Gary Woods, T.J. Zeuch

36

Clayton Andrews, Jeff Beliveau, Clay Buchholz, Brian Bullington, Bill Caudill, Tyler Clippard, A.J. Cole, Don Cooper, Bob File, Jerry Garvin, Darren Hall, Drew Hutchison, Marty Janzen, Kevin Mench, Carlos Ramirez, Francisco Rosario, Jamie Vermilyea, David Wells

37

Henderson Alvarez, Brian Bowles, Frank Castillo, Tim Crabtree, Scott Downs, Jason Grilli, Teoscar Hernandez, Reed Johnson, Graeme Lloyd, Jimmy Paredes, Jo-Jo Cooper, Randy St. Claire, Dave Stieb, Mickey Storey

38

Gary Allenson, Socrates Brito, DeWayne Buice, Giovanni Carrara, Pasqual Coco, Taylor Cole, Mark Eichhorn, Nino Espinosa, Huck Flener, Pedro Garcia, Jim Gott, Mark Guthrie, Rick Luecken, Norberto Martin, Brad Mills, Balor Moore, Darren Oliver, Carlos Ramirez, Robbie Ray, Aaron Small, Joe Smith, Darnell Sweeney, John Wasdin

39

Jesse Carlson, David Carpenter, Drew Carpenter, Gustavo Chacin, Doug Creek, Gavin Floyd, Chris Getz, Don Gordon, Eric Gunderson, Erik Hanson, Liam Hendriks, Pedro Hernandez, Paul Kilgus, Adam Loewen, Dave McKay, Miguel Montero, Dave Parker, Steve Parris, Jake Petricka, Rob Refsnyder, Nerio Rodriguez

40

Carlos Almanzar, Doug Bair, Kevin Beirne, Scott Cassidy, Joe Coleman, David Cooper, Matt DeWitt, Rob Ducey, Mark Lemongello, Eric Ludwick, Mickey Mahler, Dustin McGowan, Lance Painter, Paul Spoljaric, Mike Timlin, Jackson Todd, P.J. Walters, Mark Whiten, Brian Wolfe

41

Rafael Dolis, Pat Hentgen, Aaron Sanchez, Pete Walker

42

Xavier Hernandez, Paul Mirabella

43

Kevin Barker, Miguel Batista, Jesse Carlson, Joe Carter, Tom Davey, R.A. Dickey, Sam Gaviglio, Anthony Gose, Mark Hendrickson, John Hudek, Trevor Miller, Raul Mondesi, Mike Ohlman, Greg Wells

44

Scott Brow, Jeff Burroughs, Tom Buskey, Jose Canseco, Danny Darwin, Mike Hauschild, T.J. House, Casey Janssen, Cliff Johnson, Jerry Johnson, Billy Koch, Aquilino Lopez, Luke Prokopec, Kenny Robinson, Rowdy Tellez, Pat Venditte, Frank Wells

45

Mark Bomback, Kelvin Escobar, Steve Grilli, Shawn Hill, Tony Johnson, Francisco Liriano, Bob MacDonald, Tom Murphy, Jose Nunez, Thomas Pannone, Dalton Pompey, Chris Rowley, Jose Silva, Travis Snider, Paul Spoljaric, Drew Storen, Neil Wagner, Matt Williams

46

Brett Anderson, Dustin Antolin, Mike Barlow, Matt Boyd, Evan Crawford, Ken Dayley, Oliver Drake, Scott Feldman, Luis Figueroa, Mike Flanagan, Tom Gilles, Zack Godley, Daniel Hudson, Joe Kennedy, Jason Kershner, Gary Lavelle, Kerry Ligtenberg, Steve Luebber, Dyar Miller, Julio Mosquera, Mike Romano, Steve Sinclair, Glenn Sparkman, Eric Thames, Steve Trachsel, Dave Wallace

47

Doyle Alexander, Victor Cruz, Brandon Cumpston, Kelvin Escobar, Junior Felix, Juan Francisco, Mauro Gozzo, Phil Huffman, Anthony Kay, Corey Koskie, Miguel Montero, Jack Morris, Luis Perez, Jason Phillips, Jimmy Rogers, Chris Rowley, Bo Schultz, Matt Stark, Merkin Valdez

48

Jason Adam, Armando Benitez, John Candelaria, Jesse Carlson, Phil Coke, Francisco Cordero, Doug Davis, Mark Eichhorn, Kevin Frederick, Javy Guerra, J.A. Happ, Willie Horton, Junior Lake, Luis Leal, Deck McGuire, Brian Moran, Paul Quantrill, Scott Richmond, Bill Singer, Ross Stripling, Ty Taubenheim, Nick Tevesch, Matt Whiteside

49

Jeremy Accardo, Luis Andujar, John Bale, Mike Bolsinger, Dave Bush, Tom Cantidotti, Tony Castillo, Jonathan Davis, Matt DeWitt, Danny Farquhar, Tom Filer, Preston Guilmet, Felix Heredia, Paul Hodgson, Ricardo Jordan, Brad Lincoln, David Pauley

50

Chris Carpenter, Vinnie Chulk, Brian Cooper, Danny Cox, Steve Delabar, Matt Dermody, Jose Fernandez, Frank Francisco, Joey Hamilton, Tom Henke, Dane Johnson, Rommie Lewis, Joey McLaughlin, Davis Romero, Justin Shafer, Ben Van Ryn

51

Terry Adams, Pedro Borbon, Miguel Castro, Ken Giles, Gary Glover, Ryan Glynn, Bobby Korecky, Dominic Leone, Jesse Litsch, David Maurer, Trevor Miller, Thad Weber



52

Anthony Bass, John Frascatore, Justin Germano, Roy Halladay, Greg Myers, Kenny Robinson, B.J. Ryan, Ryan Tepera, Jeff Ware

53

Joaquin Benoit, Melky Cabrera, Leo Estrella, Dennis Lamp, Sandy Martinez, Michael Nakamura, Scott Service, Steve Sinclair, Chris Smith, Mike Smith, David Weathers

54

Dave Bush, Pasqual Coco, Omar Daal, Junior Felix, Jason Frasor, Jeff Hearn, Toby Hernandez, Randy Knorr, Roberto Osuna, Dan Reichert, Sean Reid-Foley, Marcus Stroman, Jayson Werth, Woody Williams

55

Glenn Adams, John Cerutti, Brad Glenn, Josh Johnson, Russell Martin, Paul Menhart, Bill Risle, Dewayne Wise

56

Ryan Borucki, Mark Buehrle, Robert Coello, Andy Dominique, J.P. Howell, Ryota Igarashi, Brian McRae, Franklin Morales, Luis Santos, Zach Stewart, Brian Tallet

57

Juan Acevedo, Shawn Camp, Jordan De Jong, Felix Doubront, Jaime Garcia, Chad Girodo, Juan Guzman, Lucas Harrell, Mat Latos, Mark Lowe, Juan Perez, Scott Richmond, Trent Thornton, Scott Wiggins

58

Josh Banks, Chad Beck, Brad Cornett, Dirk Hayhurst, Wilfredo Ledezma, Tim Mayza, Todd Redmond, Shannon Withem

59

Rhiner Cruz, Mark Dalesandro, Carlos Diaz, Yennys Diaz, Casey Lawrence, Brad Mills, Adam Peterson, Rob Rasmussen, Zac Rosscup, Curtis Thigpen, Randy Wells

60

Brian Bohanon, Leonel Campos, Ryan Feierabend, Jon Rauch, Robert Ray, Scott Schoeneweis

61

Gift Ngoepe

62

Lee Gronkiewicz, Mark Leiter Jr., Aaron Loup, Bill Murphy, Jacob Waguespack

63

Wilmer Font, Kevin Gregg

64

Jon Berti, Chad Jenkins, Derek Law, Hector Perez, Murphy Smith, Cesar Valdez

65

Taylor Guerrieri, Elvis Luciano

66

Jimmy Cordero, Juan Guzman, Munenori Kawasaki, Nick Kingham, Patrick Murphy, Justin Shafer

67

Andrew Albers, Buddy Boshers, Jonathan Davis, Julian Merryweather, Chien-Ming Wang

68

Yan Gomes, Arnold Leon, Jordan Romano, Rowdy Tellez

69

Peter Munro

70

Domingo Cedenno, Anthony Kay, Reese McGuire

71

Luis Santos, T.J. Zeuch

72

Beau Taylor

73

Ryan Dull

74

Breyvic Valera

77

John Axford

79

Travis Bergen

85

Alejandro Kirk

88

Rene Gonzales

99

Hyun Jin Ryu



PLAYER TRANSACTIONS

BLUE JAYS TRADES

DATE	CLUB	OBTAINED	FOR
PAT GILLICK			
11-5-76	Cleveland	Alan Ashby, c	Al Fitzmorris, rhp
12-6-76	Cleveland	Doug Howard, 1b-of Rick Cerone, c John Lowenstein, of	Rico Carty, 1b-of
02-17-77	San Diego	Jerry Johnson, rhp	Dave Roberts, c-if
02-24-77	Oakland	Ron Fairly, 1b-of	Mike Weathers, if
03-29-77	Cleveland	Hector Torres, if	John Lowenstein, of
05-9-77	Texas	Roy Howell, if	Steve Hargan, rhp Jim Mason, if
12-6-77	St. Louis	Tom Underwood, lhp Victor Cruz, rhp	Peter Vuckovich, rhp John Scott, of
12-8-77	California	Pat Kelly, c Butch Alberts, 1b-of	Ron Fairly, 1b-of
03-3-78	St. Louis	Rick Bosetti, of	Tom Bruno, rhp
03-3-78	Cleveland	Rico Carty, dh	Dennis DeBarr, lhp
04-28-78	Milwaukee	Tim Johnson, if	Tim Nordbrook, inf
08-15-78	Oakland	Willie Horton, dh Phil Huffman, rhp	Rico Carty, dh
09-12-78	San Diego	Mark Wiley, rhp	Andrew Dyes, of
11-27-78	Houston	Mark Lemongello, rhp Joe Cannon, of Pedro Hernandez, if	Alan Ashby, c
12-5-78	Houston	Don Pisker, of	Gary Woods, of
12-6-78	Cleveland	Alfredo Griffin, if Phil Lansford, 3b	Victor Cruz, rhp
11-1-79	New York (AL)	Chris Chambliss, 1b Paul Mirabella, lhp Damaso Garcia, if	Tom Underwood, lhp Rick Cerone, c Ted Wilborn, of
12-5-79	Atlanta	Barry Bonnell, of Joey McLaughlin, rhp Pat Rockett, inf	Chris Chambliss, 1b Luis Gomez, ss
12-12-80	New York (NL)	Roy Lee Jackson, rhp	Bob Bailor, if-of
04-6-81	New York (NL)	Mark Bombback, rhp	Charlie Puleo, rhp
05-11-81	Milwaukee	Buck Martinez, c	Gil Kubski, of
06-10-81	Oakland	Future considerations	Rick Bosetti, of
11-18-81	New York (AL)	Aurelio Rodriguez, if	Mike Lebo, c
12-28-81	Minnesota	Hosken Powell, of	Greg Wells, 1b
12-28-81	Chicago (NL)	Dave Geisel, lhp	Paul Mirabella, lhp
03-25-82	Kansas City	Rance Mulliniks, if	Phil Huffman, rhp
04-2-82	Chicago (AL)	Wayne Nordhagen, of-dh	Aurelio Rodriguez, 3b
05-5-82	New York (AL)	Dave Revering, 1b-dh Jeff Reynolds, 3b Dick Davis, of	John Mayberry, 1b
06-15-82	Philadelphia		Wayne Nordhagen, of (to Pittsburgh) 'conditional'
10-27-82	New York (AL)	Tucker Ashford, 3b	Al Woods, of
11-5-82	Oakland	Cliff Johnson, dh	Dale Murray, rhp
12-9-82	New York (AL)	Dave Collins, of Mike Morgan, rhp Fred McGriff, 1b Cecil Fielder, 1b	Tom Dodd, of-c
02-4-83	Kansas City	Jorge Orta, dh-of	Leon Roberts, of
02-4-83	New York (NL)	Bryan Clark, lhp	Steve Senteney, rhp
12-9-83	Seattle	Willie Aikens, if-dh	Barry Bonnell, of
12-19-83	Kansas City	Bill Caudill, rhp	Jorge Orta, dh-of
12-8-84	Oakland		Dave Collins, of Alfredo Griffin, ss
01-26-85	San Francisco	Gary Lavelle, lhp	Jim Gott, rhp Jack McKnight, rhp Augie Schmidt, if
04-1-85	Philadelphia	Len Matuszek, 1b-dh	Dave Shipanoff, rhp Jose Escobar, if Ken Kinnard, of
07-9-85	Los Angeles	Al Oliver, dh	Len Matuszek, 1b-dh
08-29-85	Texas	Cliff Johnson, dh	Matt Williams, rhp Greg Ferlanda, rhp Jeff Mays, rhp
07-5-86	Atlanta	Duane Ward, rhp	Doyle Alexander, rhp
07-6-86	Atlanta	Joe Johnson, rhp	Jim Acker, rhp
02-2-87	Atlanta	Craig McMurtry, rhp	Damaso Garcia, if Luis Leal, rhp

BIOGRAPHIES

LAST SEASON

HISTORY

RECORDS

OPPONENTS

PLAYER DEV.

MEDIA & MISC.



DATE	CLUB	OBTAINED	FOR
07-14-87	Kansas City	Juan Beniquez, of-dh	Luis Aquino, rhp
08-31-87	Baltimore	Mike Flanagan, lhp	Oswald Peraza, rhp Jose Mesa, rhp Jesse Barfield, of Jeff Musselman, lhp Mike Brady, rhp Tony Castillo, lhp Francisco Cabrera, c
04-30-89	New York (AL)	Al Leiter, lhp	Ernie Whitt, c
07-31-89	New York (NL)	Mookie Wilson, of	Kevin Batiste, of
08-24-89	Atlanta	Jim Acker, rhp	Nelson Liriano, if Pedro Munoz, of
12-17-89	Atlanta	Ricky Tricek, rhp	Mauro Gozzo, rhp Alex Sanchez, rhp Steve Cummings, rhp
07-27-90	Minnesota	John Candelaria, lhp	Earl Sanders, rhp Junior Felix, of
09-17-90	Cleveland	Bud Black, lhp	Luis Sojo, if Ken Rivers, c Tony Fernandez, ss Fred McGriff, 1b Rob Blumberg, lhp
11-6-90	Atlanta	Nate Cromwell, lhp	Glenallen Hill, of
12-2-90	California	Devon White, of Willie Fraser, rhp Marcus Moore, rhp Joe Carter, of Roberto Alomar, if Rene Gonzales, if	Mark Whiten, of Denis Boucher, lhp Shawn Jeter, of Steve Wapnick, rhp Rob Wisnevski, rhp William Suero, 2b Rob Ducey, of Greg Myers, C Jeff Kent, if Ryan Thompson, of Kelly Gruber, 3b Derek Bell, of Stoney Briggs, of
12-5-90	San Diego	Roberto Alomar, if Rene Gonzales, if	Darrin Jackson, of Steve Karsay, rhp Jose Herrera, of
01-15-91	Baltimore	Tom Candiotti, rhp	Domingo Martinez, if
06-27-91	Cleveland	Turner Ward, of	
07-14-91	Chicago (AL)	Cory Snyder, of	
08-9-91	Milwaukee	Candy Maldonado, of	
07-30-92	California	Mark Eichhorn, rhp	
08-28-92	New York (NL)	David Cone, rhp	
12-8-92	California	Luis Sojo, if	
03-30-93	San Diego	Darrin Jackson, of	
06-11-93	New York (NL)	Tony Fernandez, ss	
07-31-93	Oakland	Rickey Henderson, of	
03-29-94	Chicago (AL)	Mike Huff, of	
GORD ASH			
11-18-94	Florida	Scott Pace, lhp	Eddie Zosky, if
12-5-94	Philadelphia	Monetary compensation	Rob Butler, of
04-6-95	Kansas City	David Cone, rhp	David Sinnes, rhp Anthony Medrano, if Chris Stynes, if David Cone, rhp
07-28-95	New York (AL)	Marty Janzen, rhp Jason Jarvis, rhp Mike Gordon, rhp Player to be named later	
08-31-95	Texas	Paul Quantrill, rhp	Candy Maldonado, of Howard Battle, if Ricardo Jordan, lhp Paul Menhart, rhp Edwin Hurtado, rhp D.J.Boston, 1b Domingo Cedenio, if Tony Castillo, lhp Jose Silva, rhp Jose Pett, rhp Mike Halperin, lhp Abraham Nunez, if Craig Wilson, c Brandon Cromer, if
12-18-95	Seattle	Bill Riskey, rhp Miguel Cairo, if Jacob Brumfield, of Luis Andujar, rhp Allen Halley, rhp Carlos Garcia, if Orlando Merced, of Dan Plesac, lhp	Lonell Roberts, of Miguel Cairo, if Roberto Duran, lhp John Olerud, 1b Player to be named from 11-20-96 trade Mike Timlin, rhp Paul Spoljaric, lhp Otis Nixon, of Tim Crabtree, rhp Mike Stanley, dh
05-15-96	Pittsburgh		
08-22-96	Chicago (AL)		
11-14-96	Pittsburgh		
11-20-96	Texas	Player to be named later	
11-20-96	Chicago (NL)	Jason Stevenson, rhp	
12-11-96	Detroit	Anton French, of	
12-20-96	New York (NL)	Robert Person, rhp	
03-17-97	Texas	Lonell Roberts, of	
07-31-97	Seattle	Jose Cruz Jr., of	
08-12-97	Los Angeles	Bobby Cripps, c	
03-14-98	Texas	Kevin Brown, c	
07-30-98	Boston	Peter Munro, rhp Jay Yennaco, rhp Nerio Rodriguez, lhp	Juan Guzman, rhp
07-31-98	Baltimore	Shannon Carter, of	



DATE	CLUB	OBTAINED	FOR
07-31-98	New York (NL)	Leo Estrella, rhp	Tony Phillips, of
08-6-98	San Diego	Brian Loyd, c	Randy Myers, lhp
12-13-98	San Diego	Joey Hamilton, rhp	Woody Williams, rhp
			Carlos Almanzar, rhp
			Peter Tucci, of
12-14-98	Detroit	Eric Ludwick, rhp	Beiker Graterol, rhp
02-18-99	New York (AL)	Homer Bush, if	Roger Clemens, rhp
		Graeme Lloyd, lhp	
		David Wells, lhp	
03-30-99	Anaheim	Dave Hollins, if	Tomas Perez, if
05-05-99	Philadelphia	Paul Spoljaric, lhp	Robert Person, rhp
06-12-99	Arizona	Tony Batista, if	Dan Plesac, lhp
		John Frascatore, rhp	
07-28-99	Seattle	David Segui, if	Tom Davey, rhp
			Steve Sinclair, lhp
08-09-99	Colorado	Brian McRae, of	Player to be named later
			(Pat Lynch, rhp, 08-25-99)
11-08-99	Los Angeles	Pedro Borbon, lhp	Shawn Green, of
		Raul Mondesi, of	Jorge Nunez, if
11-11-99	St. Louis	Alberto Castillo, c	Pat Hentgen, rhp
		Matt Dewitt, rhp	Paul Spoljaric, lhp
		Lance Painter, lhp	
		Brad Fuller, if	
03-16-00	Montreal/Texas		David Segui, if (Texas)
			Lee Stevens, if (Montreal)
03-22-00	New York (NL)	Jersen Perez, if	Jim Mann, rhp
07-19-00	Texas	Esteban Loaiza, rhp	Mike Young, if
			Darwin Cubillan, rhp
07-26-00	Philadelphia	Rob Ducey, of	Player to be named later
			(John Sneed, rhp, 07-31-00)
07-31-00	Tampa Bay	Steve Trachsel, rhp	Brent Abernathy, if
		Mark Guthrie, lhp	
08-04-00	Texas	Dave Martinez, of	Player to be named later
			(Pete Munro, rhp, 08-08-00)
08-06-00	Philadelphia	Mickey Morandini, if	Player to be named later
			(Rob Ducey, of, 08-07-00)
11-07-00	Chicago (AL)	Scott Eyre, lhp	Gary Glover, rhp
11-22-00	Cincinnati	Steve Parris, rhp	Clayton Andrews, lhp
			Leo Estrella, rhp
12-11-00	Baltimore	Jayson Werth, c	John Bale, lhp
12-11-00	Chicago (NL)	Cole Liniak, if	Player to be named later
01-14-01	Chicago (AL)	Mike Sirotka, lhp	David Wells, lhp
		Kevin Beirne, rhp	Matt DeWitt, rhp
		Mike Williams, rhp	
		Brian Simmons, of	
01-16-01	Florida	Player to be named later	Chad Mottola, of
		(Cash considerations)	
03-22-01	Chicago (AL)	Matt DeWitt, rhp	Mike Williams, rhp
J.P. RICCIARDI			
12-07-01	Oakland	Eric Hinske, if	Billy Koch, rhp
		Justin Miller, rhp	
12-10-01	Chicago (NL)	Felix Heredia, lhp	Alex Gonzalez, if
		Player to be named later	
		(James Deschaine, if, 12-13-01)	
12-13-01	Los Angeles	Luke Prokopec, rhp	Cesar Izturis, if
		Chad Ricketts, rhp	Paul Quantrill, rhp
01-02-02	Oakland	Tom Wilson, c	Mike Kremblas, c
01-17-02	Anaheim	Brian Cooper, rhp	Brad Fuller, if
05-15-02	Houston	Player to be named later	Pedro Borbon, lhp
		(cash considerations)	
05-26-02	Philadelphia	Cliff Politte, rhp	Dan Plesac, lhp
07-01-02	New York (AL)	Scott Wiggins, lhp	Raul Mondesi, of
11-16-02	Oakland	Cory Lidle, rhp	Mike Rouse, if
			Chris Mowday, rhp
			Felipe Lopez, if
12-15-02	Oakland/Arizona/Cincinnati	Player to be named later	
		(Jason Arnold, rhp, 12-16-02)	
01-07-03	Oakland	John-Ford Griffin, of	Player to be named later
07-16-03	Minnesota	Bobby Kielty, OF	Shannon Stewart, OF
			Player to be named later
			(David Gassner, lhp, 12-17-03)
11-18-03	Oakland	Ted Lilly, lhp	Bobby Kielty, of
			Player to be named later
12-14-03	Colorado/Tampa Bay	Justin Speier, rhp	Mark Hendrickson, lhp (Tampa Bay)
			Player to be named later (Colorado)
			(Sandy Nin, rhp, 12-15-03)
			Joe Kennedy, lhp (Colorado)



DATE	CLUB	OBTAINED	FOR
03-29-04	Los Angeles	Jason Frasor, rhp	Jayson Werth, of
05-12-04	Oakland	Frank Menechino, if	Future considerations
07-24-04	Boston	John Hattig, if	Terry Adams, rhp
08-06-04	Cleveland	Eric Crozier, if	Josh Phelps, if
12-02-04	Cleveland	John McDonald, if	Thomas Mastny, rhp
12-12-04	Tampa Bay	Chad Gaudin, rhp	Kevin Cash, c
01-12-05	Arizona	Shea Hillenbrand, if	Adam Peterson, rhp
07-22-05	Detroit	Player to be named later (cash considerations)	John McDonald, if
11-10-05	Detroit	John McDonald, if	Cash considerations
12-05-05	Oakland	Player to be named later (Dustin Majewski, of)	Chad Gaudin, rhp
12-07-05	Milwaukee	Lyle Overbay, if Player to be named later (Ty Taubenheim, rhp)	Dave Bush, rhp Gabe Gross, of Player to be named later (Zach Jackson, lhp) Orlando Hudson, 2B Miguel Batista, rhp Corey Koskie, if Bubbie Buzachero, rhp Shea Hillenbrand, if Vinnie Chulk, rhp Scott Schoeneweis, lhp
12-27-05	Arizona	Troy Glaus, if Sergio Santos, if	
01-06-06	Milwaukee	Brian Wolfe, rhp	
01-17-06	Cleveland	Brian Tallet, rhp	
07-22-06	San Francisco	Jeremy Accardo, rhp	
08-16-06	Cincinnati	Player to be named later (Trevor Lawhorn, if)	
08-17-06	Boston	Player to be named later	Eric Hinske, if-of
11-18-07	Oakland	Marco Scutaro, if	Graham Godfrey, if Kristian Bell, rhp Player to be named later (Justin James, rhp)
12-05-07	Cincinnati	Buck Coats, of	Troy Glaus, if Cash considerations Cash considerations Player to be named later (Robinson Diaz, c)
01-14-08	St. Louis	Scott Rolen, if	Matt Stairs, of
05-09-08	Texas	Kevin Mench, of	
06-05-09	Oakland	Kevin Mellilo, if	
08-21-08	Pittsburgh	Jose Bautista, if	
08-30-08	Philadelphia	Player to be named later (Fabio Castro, lhp)	
08-31-08	Arizona	Chad Beck, rhp	David Eckstein, if
02-10-09	San Diego	Matt Bush, rhp	Player to be named later or cash considerations Curtis Thigpen, c Scott Rolen, if
03-27-09	Oakland	Player to be named later	
07-31-09	Cincinnati	Edwin Encarnacion, if Josh Roenicke, rhp Zach Stewart, rhp	
ALEX ANTHOPOULOS			
12-16-09	Philadelphia	Kyle Drabek, rhp Michael Taylor, of Travis D'Arnaud, c	Roy Halladay, rhp Cash considerations
12-16-09	Oakland	Brett Wallace, if	Michael Taylor, of
12-23-09	Seattle	Brandon Morrow, rhp	Brandon League, rhp Johermyn Chavez, of Cash considerations Cash considerations Cash considerations Cash considerations Dana Eveland, lhp Alex Gonzalez, if Tyler Pastornicky, if Tim Collins, lhp Brett Wallace, if Player to be named later or cash considerations Trystan Magnuson, rhp Daniel Farquhar, rhp Cash considerations Shaun Marcum, rhp Vernon Wells, of
01-9-10	Cleveland	Zach Jackson, lhp	
01-20-10	San Francisco	Merkin Valdez, rhp	
02-06-10	Oakland	Dana Eveland, lhp	
04-15-10	San Francisco	Fred Lewis, of	
06-01-10	Pittsburgh	Ronald Uviedo, rhp	
07-14-10	Atlanta	Yunel Escobar, if Jo-Jo Reyes, lhp	
07-29-10	Houston	Anthony Gose, of	
11-04-10	Colorado	Miguel Olivo, c	
11-17-10	Oakland	Rajai Davis, of	
12-03-10	Milwaukee	Carlos Villanueva, rhp	
12-06-10	Milwaukee	Brett Lawrie, if	
01-21-11	Los Angeles (AL)	Mike Napoli, c Juan Rivera, of	Mike Napoli, c Cash considerations
01-25-11	Texas	Frank Francisco, rhp	David Purcey, lhp
03-29-11	Cleveland	Jayson Nix, if	Juan Rivera, of
04-18-11	Oakland	Daniel Farquhar, rhp	Jason Frasor, rhp
07-12-11	Los Angeles (NL)	Cash considerations	Zach Stewart, rhp
07-27-11	Chicago (AL)	Edwin Jackson, rhp Mark Teahen, if/of Colby Rasmus, of Brian Tallet, lhp Trevor Miller, lhp P.J. Walter, rhp	Edwin Jackson, rhp Octavio Dotel, rhp Marc Rzepczynski, lhp Corey Patterson, of
07-27-11	St. Louis		

DATE	CLUB	OBTAINED	FOR
08-23-11	Arizona	Kelly Johnson, if	Aaron Hill, if
11-04-11	Oakland	Trystan Magnuson, rhp	cash considerations
11-26-11	Cleveland	Luis Valbuena, if	cash considerations
12-03-11	Los Angeles (AL)	Jeff Mathis, c	Brad Mills, lhp
12-06-11	Chicago (AL)	Sergio Santos, rhp	Nestor Molina, rhp
12-12-11	Philadelphia	Ben Francisco, of	Frank Gailey, lhp
01-01-12	Chicago (AL)	Jason Frasor, rhp	Daniel Webb, rhp
07-20-12	Houston	J.A. Happ, lhp	Myles Jaye, rhp
		Brandon Lyon, rhp	Francisco Cordero, rhp
		David Carpenter, rhp	Ben Francisco, of
			Carlos Perez, c
			Asher Wojciechowski, rhp
			David Rollins, lhp
			Joe Musgrove, rhp
			player to be named later
			(Kevin Comer, rhp)
07-30-12	Pittsburgh	Brad Lincoln, rhp	Travis Snider, of
07-30-12	Seattle	Steve Delabar, rhp	Eric Thames, of
08-24-12	Oakland	cash considerations	Jesse Chavez, rhp
09-21-12	Milwaukee	cash considerations	Yorvit Torrealba, c
10-21-12	Boston	Mike Aviles, if	David Carpenter, rhp
11-03-12	Cleveland	Esmil Rogers, rhp	Mike Aviles, if
11-08-12	Kansas City	Jeremy Jeffress, rhp	Yan Gomes, c
11-19-12	Miami	Josh Johnson, rhp	cash considerations
		Mark Buehrle, lhp	Yunel Escobar, if
		Jose Reyes, if	Jeff Mathis, c
		Emilio Bonifacio, if/of	Adeiny Hechavarria, if
		John Buck, c	Henderson Alvarez, rhp
			Jake Marisnick, of
			Justin Nicolino, lhp
			Anthony Desclafani, rhp
12-17-12	New York (NL)	R.A. Dickey, rhp	Noah Syndergaard, rhp
		Josh Thole, c	Travis d'Arnaud, c
		Mike Nickeas, c	John Buck, c
			Wuilmer Becerra, of
02-23-13	Philadelphia	Michael Schwimer, rhp	Art Charles, if
04-01-13	Chicago (AL)	cash considerations	Lars Anderson, if
04-22-13	Chicago (AL)	cash considerations	Casper Wells, of
08-14-13	Kansas City	player to be named later	Emilio Bonifacio, if
		or cash considerations	
12-03-13	Philadelphia	Rob Rasmussen, lhp	Brad Lincoln, rhp
		Erik Kratz, c	
12-12-13	Los Angeles (AL)	International cap space	Brian Moran, lhp
07-25-14	Oakland	cash considerations	Deck McGuire, rhp
07-28-14	Kansas City	Danny Valencia, if	Erik Kratz, c
08-31-14	Philadelphia	John Mayberry Jr., if/of	Liam Hendriks, rhp
10-30-14	Kansas City	Liam Hendriks, rhp	Gustavo Pierre, if
11-01-14	Milwaukee	Marco Estrada, rhp	Santiago Nesso, c
11-12-14	Detroit	Devon Travis, if	Adam Lind, if
11-28-14	Oakland	Josh Donaldson, if	Anthony Gose, of
			Brett Lawrie, if
			Sean Nolin, lhp
			Kendall Graveman, rhp
			Franklin Barreto, if
12-03-14	Seattle	Michael Saunders, of	J.A. Happ, lhp
02-04-15	Colorado	Jayson Aquino, lhp	Tyler Ybarra, lhp
05-03-15	Los Angeles (NL)	cash considerations	Andy Wilkens, if
05-04-15	Los Angeles (NL)	cash considerations	Matt West, rhp
05-10-15	Pittsburgh	cash considerations	Jayson Aquino, lhp
05-15-15	Houston	Ronald Torreyes, if	cash or player to be named later
06-12-15	Los Angeles (NL)	cash considerations	Ronald Torreyes, if
07-28-15	Colorado	Troy Tulowitzki, if	Jose Reyes, if
		LaTroy Hawkins, rhp	Miguel Castro, rhp
			Jeff Hoffman, rhp
			Jesus Tinoco, rhp
07-30-15	Detroit	David Price, lhp	Daniel Norris, lhp
			Matt Boyd, lhp
			Jairo Labourt, lhp
07-31-15	Oakland	cash considerations	Felix Doubront, lhp
07-31-15	Seattle	Mark Lowe, rhp	Nick Wells, lhp
			Rob Rasmussen, lhp
			Jacob Brentz, lhp
07-31-15	Philadelphia	Ben Revere, of	Alberto Tirado, rhp
			Jimmy Cordero, rhp
08-08-15	Arizona	Cliff Pennington, if	Dawel Lugo, if
09-13-15	Los Angeles (NL)	Darwin Barney, if	player to be named later
			(Jack Murphy, c)



DATE	CLUB	OBTAINED	FOR
TONY LACAVAL			
11-20-15	Oakland	Jesse Chavez, rhp	Liam Hendricks, rhp
ROSS ATKINS			
01-05-16	Oakland	Arnold Leon, rhp	cash or player to be named later
01-08-16	Washington	Drew Storen, rhp	Ben Revere, of
02-02-16	New York (NL)	Darrell Ceciliani, of	cash considerations
05-31-16	Atlanta	Jason Grilli, rhp	Sean Ratcliffe, rhp
06-01-16	Philadelphia	cash considerations	
07-26-16	San Diego	cash or player to be named later	Jimmy Paredes, if
		Melvin Upton, of	Hansel Rodriguez, rhp
		cash considerations	
07-26-16	Seattle	Joaquin Benoit, rhp	Drew Storen, rhp
08-01-16	Pittsburgh	Francisco Liriano, lhp	Drew Hutchison, rhp
		Reese McGuire, c	
		Harold Ramirez, of	
08-01-16	Houston	Scott Feldman, rhp	Gaudalupe Chavez, rhp
08-01-16	Los Angeles (NL)	Mike Bolsinger, rhp	Jesse Chavez, rhp
			cash considerations
08-26-16	Chicago (AL)	Dioner Navarro, c	Colton Turner, lhp
10-05-16	Pittsburgh	cash considerations	Brady Dragmire, rhp
04-18-17	Los Angeles (AL)	future considerations	Juan Graterol, c
04-22-17	Philadelphia	cash considerations	Ty Kelly, if
05-06-17	Texas	Patrick Cantwell, c	cash considerations
07-02-17	St. Louis	future considerations	Lane Thomas, of
07-02-17	Texas	Eduard Pinto, of	Jason Grilli, rhp
			cash considerations
07-03-17	Chicago (NL)	Miguel Montero, c	player to be named later
07-05-17	New York (AL)	future considerations	Jonathan Diaz, if
07-23-17	New York (AL)	Rob Refsnyder, if	Ryan McBroom, if
07-24-17	Minnesota	Nick Tepezsch, rhp	cash considerations
07-31-17	Houston	Norichika Aoki, of	Francisco Liriano, lhp
		Teoscar Hernandez, of	
07-31-17	Cleveland	Thomas Pannone, lhp	Joe Smith, rhp
		Samad Taylor, if	
08-19-17	Miami	Tom Koehler, rhp and cash	Osman Gutierrez, rhp
12-01-17	St. Louis	Aledmys Diaz, if	J.B. Woodman, of
01-06-18	San Diego	Yangervis Solarte, if	Jared Carkuff, rhp
			Edward Olivares, of
01-19-18	St. Louis	Randal Grichuk, of	Conner Greene, rhp
			Dominic Leone, rhp
03-21-18	Kansas City	Sam Gaviglio, rhp	player to be named later
04-21-18	Cleveland	cash considerations	Jon Berti, if
05-09-18	Cleveland	Gio Urshela, if	player to be named later
			(Jon Berti, if)
06-28-18	Boston	Santiago Espinal, if	Steve Pearce, if/of
			cash considerations
07-26-18	New York (AL)	Brandon Drury, if	J.A. Happ, lhp
		Billy McKinney, of	
07-26-18	Colorado	Chad Spanberger, if	Seunghwan Oh, rhp
		Forrest Wall, if	
07-30-18	Houston	Ken Giles, rhp	Roberto Osuna, rhp
		David Paulino, rhp	
		Hector Perez, rhp	
07-31-18	Philadelphia	Jacob Waguespack, rhp	Aaron Loup, lhp
07-31-18	Los Angeles (NL)	Corey Copping, rhp	John Axford, rhp
08-04-18	New York (AL)	future considerations	Gio Urshela, if
08-09-18	Detroit	cash considerations	Nick Tepezsch, rhp
08-14-18	Colorado	Bryan Baker, rhp	future considerations
08-31-18	Milwaukee	Demi Orimoloye, of	Curtis Granderson, of
08-31-18	Cleveland	player to be named later	Josh Donaldson, if
		(Julian Merryweather, rhp)	
11-17-18	Houston	Trent Thornton, rhp	Aledmys Diaz, if
12-30-18	San Diego	Clayton Richard, lhp	Connor Panas, of
01-04-19	Tampa Bay	cash considerations	Oliver Drake, rhp
01-11-19	Los Angeles (NL)	Andrew Soppko, rhp	Russell Martin, c
		Ronny Brito, ss	cash considerations
03-08-19	Baltimore	future considerations	Dwight Smith Jr., of
03-17-19	Kansas City	Jason Adam, rhp	cash considerations
03-26-19	Cincinnati	Jordan Patterson, of	cash considerations
03-27-19	Oakland	Jesus Lopez, if	Kendrys Morales, if
		future considerations	cash considerations
04-02-19	San Francisco	Juan De Paula, rhp	Kevin Pillar, of
		Alen Hanson, if	
		Derek Law, rhp	
04-02-19	San Diego	Socrates Brito, of	Rodrigo Orozco, of



DATE	CLUB	OBTAINED	FOR
05-10-19	Pittsburgh	Patrick Kivlehan, of	cash considerations
05-11-19	Oakland	Edwin Jackson, rhp	cash considerations
06-13-19	Pittsburgh	Nick Kingham, rhp	cash considerations
07-17-19	New York (NL)	Wilmer Font, rhp	cash considerations
07-17-19	Baltimore	Yeltsin Gudino, if	cash considerations
07-28-19	Tampa Bay	two players to be named later (Edisson Gonzalez, rhp) (Curtis Taylor, rhp)	Eric Sogard, if
07-28-19	New York (NL)	Anthony Kay, lhp Simeon Woods Richardson, rhp	Marcus Stroman, rhp
07-30-19	Chicago (NL)	Thomas Hatch, rhp	David Phelps, rhp
07-31-19	Houston	Derek Fisher, of	Joe Biagini, rhp Aaron Sanchez, rhp Cal Stevenson, of
07-31-19	Washington	Kyle Johnston, rhp	Daniel Hudson, rhp
11-04-19	Milwaukee	Chase Anderson, rhp	Chad Spanberger, if
11-25-19	Cincinnati	cash considerations	Justin Shafer, rhp
08-24-20	Seattle	Daniel Vogelbach, if	cash considerations
08-27-20	Seattle	Taijuan Walker, rhp	player to be named later (Alberto Rodriguez, of)
08-31-20	Arizona	Robbie Ray, lhp	Travis Bergen, lhp
08-31-20	Miami	Jonathan Villar, if	player to be named later (Griffin Conine, of)
08-31-20	Los Angeles (NL)	Ross Stripling, rhp	two players to be named later (Kendall Williams, rhp; Ryan Noda, of)
09-15-20	Cincinnati	Justin Miller, rhp	international cap space
01-22-21	Cincinnati	player to be named later	Hector Perez, rhp
01-27-21	New York (NL)	Steven Matz, lhp	Yennsy Diaz, rhp Sean Reid-Foley, rhp Josh Winckowski, rhp
02-28-21	Arizona	Travis Bergen	cash considerations

THE ORIGINAL BLUE JAYS

AMERICAN LEAGUE EXPANSION DRAFT SELECTIONS NOVEMBER 5, 1976

- | | |
|------------------------------------|------------------------------------|
| 1. Bob Bailor, if-of, Baltimore | 16. Doug Ault, if, Texas |
| 2. Jerry Garvin, lhp, Minnesota | 17. Ernie Whitt, c, Boston |
| 3. Jim Clancy, rhp, Texas | 18. Mike Weathers, if, Oakland |
| 4. Gary Woods, of, Oakland | 19. Steve Staggs, if, Kansas City |
| 5. Rico Carty, if-dh, Cleveland | 20. Steve Hargan, rhp, Texas |
| 6. Butch Edge, rhp, Milwaukee | 21. Garth Iorg, if, New York |
| 7. Al Fitzmorris, rhp, Kansas City | 22. Dave Lemanczyk, rhp, Detroit |
| 8. Al Woods, of, Minnesota | 23. Larry Anderson, rhp, Milwaukee |
| 9. Mike Darr, rhp, Baltimore | 24. Jesse Jefferson, rhp, Chicago |
| 10. Pete Vuckovich, rhp, Chicago | 25. Dave McKay, if, Minnesota |
| 11. Jeff Byrd, rhp, Texas | 26. Tom Bruno, rhp, Kansas City |
| 12. Steve Bowling, of, Milwaukee | 27. Otto Velez, of, New York |
| 13. Dennis DeBarr, lhp, Detroit | 28. Mike Willis, lhp, Baltimore |
| 14. Bill Singer, rhp, Minnesota | 29. Sam Ewing, of, Chicago |
| 15. Jim Mason, if, New York | 30. Leon Hooten, rhp, Oakland |

PLAYERS WITH MOST SEASONS AS A BLUE JAY

(MINIMUM OF 10 SEASONS)

Seasons	Player	Years
15	Dave Stieb	1979-1992; 1998
12	Jim Clancy	1977-1988
12	Tony Fernandez	1983-1990; 1993; 1998-1999; 2001
12	Ernie Whitt	1977-1978; 1980-1989
12	Carlos Delgado	1993-2004
12	Roy Halladay	1998-2009
12	Vernon Wells	1999-2010
11	Rance Mulliniks	1982-1992
10	Lloyd Moseby	1980-1990
10	Pat Hentgen	1991-1999; 2004
10	Shannon Stewart	1995-2003, 2008
10	Jose Bautista	2008-2017



FREE AGENCY FOR PLAYERS ON THE 40-MAN ROSTER

1978	Luis Gomez	from ATLANTA BRAVES	2004	Miguel Batista	from ARIZONA DIAMONDBACKS
1984	Dennis Lamp	from CHICAGO WHITE SOX		V. DeLosSantos	from PHILADELPHIA PHILLIES
1985	Gary Allenson	from BOSTON RED SOX		Pat Hentgen	from BALTIMORE ORIOLES
1989	Bob Brenly	from SAN FRANCISCO GIANTS		Kerry Ligtenberg	from BALTIMORE ORIOLES
	Tom Lawless	from ST. LOUIS CARDINALS		Chris Gomez	from MINNESOTA TWINS
1991	Ken Dayley	from ST. LOUIS CARDINALS		Terry Adams	from PHILADELPHIA PHILLIES
1991	Pat Tabler	from NEW YORK METS		Corey Koskie	from MINNESOTA TWINS
1992	Jack Morris	from MINNESOTA TWINS	2005	Billy Koch	from FLORIDA MARLINS
	Dave Winfield	from CALIFORNIA ANGELS		Scott Schoeneweis	from CHICAGO WHITE SOX
	Alfredo Griffin	from LOS ANGELES DODGERS		B.J. Ryan	from BALTIMORE ORIOLES
	Kent Anderson	from CALIFORNIA ANGELS		A.J. Burnett	from FLORIDA MARLINS
	Eric Plunk	from NEW YORK YANKEES		Bengie Molina	from LOS ANGELES ANGELS
1993	Dick Schofield	from CALIFORNIA ANGELS	2006	Jean Machi	from TAMPA BAY DEVIL RAYS
	Dave Stewart	from OAKLAND ATHLETICS		Matt Roney	from OAKLAND ATHLETICS
	Paul Molitor	from MILWAUKEE BREWERS		Frank Thomas	from OAKLAND ATHLETICS
	Darnell Coles	from CINCINNATI REDS		Royce Clayton	from WASHINGTON NATIONALS
	Danny Cox	from PITTSBURGH PIRATES		John Thomson	from ATLANTA BRAVES
	Tony Castillo	from NEW YORK METS		Tomo Ohka	from MILWAUKEE BREWERS
1994	Greg Cadaret	from KANSAS CITY ROYALS	2007	David Eckstein	from ST. LOUIS CARDINALS
1995	Danny Darwin	from BOSTON RED SOX		Rod Barajas	from PHILADELPHIA PHILLIES
	Candy Maldonado	from TEXAS RANGERS	2009	Alex Gonzalez	from BOSTON RED SOX
	Erik Hanson	from BOSTON RED SOX		John Buck	from KANSAS CITY ROYALS
1996	Otis Nixon	from TEXAS RANGERS		Kevin Gregg	from CHICAGO CUBS
	Charlie O'Brien	from ATLANTA BRAVES	2010	Jose Molina	from NEW YORK YANKEES
	Ruben Amaro	from CLEVELAND INDIANS		Nick Green	from LOS ANGELES DODGERS
	Brian Bohanon	from DETROIT TIGERS	2011	Octavio Dotel	from COLORADO ROCKIES
	Rich Rowland	from BOSTON RED SOX		Jon Rauch	from MINNESOTA TWINS
	Juan Samuel	from KANSAS CITY ROYALS	2012	Darren Oliver	from TEXAS RANGERS
	Frank Viola	from CINCINNATI REDS		Francisco Cordero	from CINCINNATI REDS
1997	Benito Santiago	from PHILADELPHIA PHILLIES		Rick Vandenberg	from BALTIMORE ORIOLES
	Roger Clemens	from BOSTON RED SOX	2013	Maicer Izturis	from LOS ANGELES ANGELS
	Darrell Whitmore	from CHIBA LOTTE MARINES		Melky Cabrera	from SAN FRANCISCO GIANTS
	Mike Aldrete	from NEW YORK YANKEES		Henry Blanco	from ARIZONA DIAMONDBACKS
1998	Darrin Fletcher	from MONTREAL EXPOS		Mark DeRosa	from WASHINGTON NATIONALS
	Randy Myers	from BALTIMORE ORIOLES		Chien-Ming Wang	from NEW YORK YANKEES
	Pat Kelly	from NEW YORK YANKEES	2014	Dioner Navarro	from CHICAGO CUBS
	Craig Grebeck	from ANAHEIM ANGELS	2015	Russell Martin	from PITTSBURGH PIRATES
	Mike Stanley	from NEW YORK YANKEES		Justin Smoak	from SEATTLE MARINERS
	Tony Fernandez	from CLEVELAND INDIANS	2016	J.A. Happ	from PITTSBURGH PIRATES
	Phil Plantier	from ST. LOUIS CARDINALS		Gavin Floyd	from CLEVELAND INDIANS
	Jose Canseco	from OAKLAND ATHLETICS		Kendrys Morales	from KANSAS CITY ROYALS
1999	Joey Cora	from CLEVELAND INDIANS		Steve Pearce	from BALTIMORE ORIOLES
	Mike Matheny	from MILWAUKEE BREWERS	2017	Jose Bautista	from TORONTO BLUE JAYS
	Willie Greene	from BALTIMORE ORIOLES		J.P. Howell	from LOS ANGELES ANGELS
	Cecil Fielder	from CLEVELAND INDIANS	2018	Curtis Granderson	from LOS ANGELES DODGERS
	Mark Dalesandro	from CHICAGO CUBS		Jaime Garcia	from NEW YORK YANKEES
	Geronimo Berroa	from DETROIT TIGERS		Seungwhan Oh	from ST. LOUIS CARDINALS
2000	Frank Castillo	from PITTSBURGH PIRATES		Mike Hauschild	from TEXAS RANGERS
2001	Jason Dickson	from ANAHEIM ANGELS		Matt Shoemaker	from LOS ANGELES ANGELS
	Jeff Frye	from COLORADO ROCKIES	2019	Clay Buchholz	from ARIZONA DIAMONDBACKS
	Trenidad Hubbard	from BALTIMORE ORIOLES		Freddy Galvis	from SAN DIEGO PADRES
	Dan Plesac	from ARIZONA DIAMONDBACKS		Daniel Hudson	from LOS ANGELES DODGERS
	Ryan Thompson	from NEW YORK YANKEES		David Phelps	from SEATTLE MARINERS
	Marty Cordova	from BOSTON RED SOX	2020	Tanner Roark	from OAKLAND ATHLETICS
2002	Dave Berg	from FLORIDA MARLINS		Hyun Jin Ryu	from LOS ANGELES DODGERS
2003	Mike Bordick	from BALTIMORE ORIOLES		Travis Shaw	from MILWAUKEE BREWERS
	Frank Catalanotto	from TEXAS RANGERS	2021	Tyler Chatwood	from CHICAGO CUBS
	Doug Creek	from SEATTLE MARINERS		George Springer	from HOUSTON ASTROS
	Greg Myers	from OAKLAND ATHLETICS		Robbie Ray	from TORONTO BLUE JAYS
	Tanyon Sturtze	from TAMPA BAY DEVIL RAYS		Marcus Semien	from OAKLAND ATHLETICS
	Jeff Tam	from OAKLAND ATHLETICS		Kirby Yates	from SAN DIEGO PADRES

BIOGRAPHIES

LAST SEASON

HISTORY

RECORDS

OPPONENTS

PLAYER DEV.

MEDIA & MISC.



MAJOR LEAGUE RULE 5 DRAFT, 1977-2020

TORONTO SELECTIONS:

Year	Player	Original Club	Status with Toronto
1977	Willie Upshaw (1B) Andy Dyes (OF)	AAA-Syracuse, (NYY) AAA-Denver, (MTL)	Played nine seasons in Toronto Spent one season in Toronto organization
1978	Ted Wilborn (OF) Bob Davis (C)	AAA-Tacoma, (NYY) AAA-Hawaii, (SD)	Spent one season in Toronto organization Played two seasons in Toronto
1979	Mike Macha (F)	AAA-Richmond, (ATL)	Played one season in Toronto
1980	George Bell (OF) Dan Whitmer (C)	AAA-Oki.City, (PHI) AAA-Salt Lake, (CAL)	Played nine seasons in Toronto Played one season in Toronto
1981	Jim Gott (RHP) Anthony Johnson (OF)	AAA-Springfield, (STL) AAA-Denver, (MTL)	Played three seasons in Toronto Played one season in Toronto
1982	Jim Acker (RHP) Mercedes Esquer (LHP)	AAA-Richmond, (ATL) AAA-Portland, (PIT)	In 2 stints, played 7 seasons for Toronto Remained in the Toronto organization
1983	Kelly Gruber (IF) Terry Cormack (C)	AAA-Charleston, (CLE) AAA-Richmond, (ATL)	Played nine seasons in Toronto Returned to Atlanta on March 25, 1984
1984	Manuel Lee (IF) Louis Thornton (OF)	AAA-Tuscon, (HOU) AAA-Tidewater, (NYM)	Played eight seasons in Toronto Played three seasons in Toronto
1985	Jose DeJesus (RHP)	AAA-Omaha, (KC)	Returned to Kansas City on April 3, 1986
1986	Jose Nunez (RHP)	AAA-Omaha, (KC)	Played three seasons in Toronto
1990	Ricky Rhodes (RHP)	AAA-Columbus, (NYY)	Returned to New York on March 29, 1991
1992	Billy Taylor (RHP)	AAA-Richmond, (ATL)	Returned to Atlanta on April 1, 1993
1995	Carey Paige (RHP)	AA-Greenville, (ATL)	Remained in Toronto organization for two seasons
1997	Luis Saturria (OF)	A-Peoria, (STL)	Returned to St. Louis on March 20, 1998
1999	Dewayne Wise (OF)	A-Rockford, (CIN)	Played three seasons in Toronto
2001	Corey Thurman (RHP)	AAA-Omaha, (KC)	Played two seasons in Toronto
2002	Jason Dubois (OF) Aquilino Lopez (RHP)	A-Daytona, (CHC) AAA-Tacoma, (SEA)	Returned to Chicago on March 15, 2003 Played two seasons in Toronto
2003	Gary Majewski (RHP)	AA-Birmingham, (CWS)	Returned to Chicago March 17, 2003
2006	Talley Haines (RHP) Jason Smith (IF)	AAA-Durham (TB) AAA-Iowa (CHC)	Remained in Toronto organization, played for one season Remained with the club until May 15, 2007
2007	Randy Wells (RHP)	AAA-Iowa (CHC)	Returned to Chicago on April 16, 2008
2009	Zech Zinicola (RHP)	AAA-Syracuse (WSH)	Returned to Washington on March 18, 2010
2013	Brian Moran (LHP)	AAA-Tacoma (SEA)	Traded to the Los Angeles Angels on Dec. 12, 2013
2015	Joe Biagini (RHP)	AA-Richmond (SF)	Remained with the club until July 31, 2019
2016	Glenn Sparkman (RHP)	AAA-Omaha (KC)	Returned to Kansas City on July 8, 2017
2018	Elvis Luciano (RHP)	AAA-Omaha (KC)	Remains with the organization

ARBITRATION CASES

Baseball arbitration was born out of the Basic Agreement settlement of 1972, though it was not actually put into place until before the 1974 season and was not used in 1976 and 1977.

The following is the list of Blue Jays who have gone to arbitration:

YEAR	PLAYER	OFFERED	ASKED	CLUB W/L
1980	Dave Lemanczyk-RHP	\$130,000	\$165,000	WON
	Roy Howell-INF	\$110,000	\$133,000	LOST
1982	Dave Stieb-RHP	\$250,000	\$325,000	WON
1983	Damaso Garcia-INF	\$300,000	\$400,000	LOST
	Roy Lee Jackson-RHP	\$155,000	\$225,000	WON
1988	Tom Henke-RHP	\$725,000	\$1,025,000	WON
1991	Roberto Alomar-INF	\$825,000	\$1,250,000	LOST
1997	Bill Rislely-RHP	\$380,000	\$550,000	WON
2015	Danny Valencia-INF	\$1,200,000	\$1,675,000	LOST
	Josh Donaldson-INF	\$4,300,000	\$5,750,000	WON
2016	Jesse Chavez-RHP	\$3,600,000	\$4,000,000	LOST
2017	Marcus Stroman-RHP	\$3,100,000	\$3,400,000	LOST
2018	Roberto Osuna-RHP	\$5,300,000	\$5,800,000	WON
	Marcus Stroman-RHP	\$6,500,000	\$6,900,000	WON
2019	Ryan Tepera-RHP	\$1,525,000	\$1,800,000	WON



SELECTED FROM TORONTO:

Year	Player	Team	Status after draft
1981	Ramon Lora (C)	by Los Angeles	Returned to Toronto March 31, 1982
	Domingo Ramos (IF)	by Seattle	Played five seasons with Seattle
1983	Dave Geisel (LHP)	by Seattle	Played two seasons with Seattle
1984	Mike Morgan (RHP)	by Seattle	Played two seasons with Seattle
1986	Cliff Young (LHP)	by Oakland	Returned to Toronto April 6, 1987
	Stan Clarke (LHP)	by Seattle	Played one season with Seattle
1987	Joe Johnson (RHP)	by California	Played in California farm system
	Santiago Garcia (IF)	by Chicago (AL)	Played in Chicago farm system
1988	Colin McLaughlin (RHP)	by Seattle	Played in Seattle farm system
	Chris Jones (RHP)	by Los Angeles	Returned to Toronto March 31, 1989
	Geronimo Berroa (OF)	by Atlanta	Played two seasons with Atlanta
	Matt Stark (C)	by Atlanta	Returned to Toronto March 27, 1989
	Eric Yelding (IF)	by Chicago (NL)	Claimed on waivers by Houston April 3, 1989
1989	Steve Wapnick (RHP)	by Detroit	Returned to Toronto May 1, 1990
	Sil Campusano (OF)	by Philadelphia	Played one season with Philadelphia
	Xavier Hernandez (RHP)	by Houston	Played four seasons with Houston
1991	Jesse Cross (RHP)	by Minnesota	Returned to Toronto April 3, 1992
1992	Graeme Lloyd (LHP)	by Philadelphia	Acquired by Milwaukee for P John Trisler
1993	Tim Hyers (IF)	by San Diego	Played two seasons with San Diego
1994	Todd Stevenson (OF)	by Detroit	Played with Detroit in 1995
	Freddy Garcia (3B)	by Pittsburgh	Played with Pittsburgh in 1995
1996	Mike Johnson (RHP)	by San Francisco	Traded to Baltimore
	Tom Davey (RHP)	by Baltimore	Returned to Toronto
1999	Brian Smith (RHP)	by Pittsburgh	Non-tendered, signed by Pittsburgh
	Jim Mann (RHP)	by New York (NL)	Spent one season in New York organization
2000	Jay Gibbons (1B)	by Baltimore	Played seven years in Baltimore
	Rendy Espina (LHP)	by Anaheim	Returned to Toronto
2002	Matt Ford (LHP)	by Milwaukee	Played one season in Milwaukee
2004	Tyrell Godwin (OF)	by Washington	Played one season in Washington
2005	Jamie Vermilyea (RHP)	by Boston	Returned to Toronto
	Steve Andrade (RHP)	by Tampa Bay	Played one season with both San Diego and Kansas City
2006	Francisco Mateo (LHP)	by Cincinnati	Released by the Reds on Aug. 9, 2007
2008	Ryan Klosterman (SS)	by Florida	Played full season in Florida organization
	Anthony Hatch (IF)	by Los Angeles (NL)	Played full season in Los Angeles Dodgers organization
2010	Brad Emaus (IF)	by New York (NL)	Played with Mets, returned to Toronto on April 21, 2011
2012	Mark Sobolewski (IF)	by Minnesota	Played in two levels at minor league level
2013	Evan Crawford (LHP)	by Chicago (AL)	Played in the White Sox farm system
2018	Jordan Romano (RHP)	by Chicago (AL)	Returned to Toronto March 23, 2019
	Travis Bergen (LHP)	by San Francisco	Returned to Toronto Aug. 21, 2019
2019	Dany Jiménez (RHP)	by San Francisco	Returned to Toronto Aug. 2, 2020
2020	Dany Jiménez (RHP)	by Oakland	

FIRST TRIP LUCKY

The Toronto Blue Jays became the 10th franchise in history to win the World Championship in its 1st trip to the Fall Classic. The Florida Marlins became the 11th franchise to accomplish the feat in 1997, Arizona Diamondbacks the 12th in 2001 and the Anaheim Angels in 2002.

1903	Boston Red Sox	1926	St. Louis Cardinals
1905	New York Giants	1969	New York Mets
1906	Chicago White Sox	1992	Toronto Blue Jays
1914	Boston Braves	1997	Florida Marlins
1919	Cincinnati Reds	2001	Arizona Diamondbacks
1920	Cleveland Indians	2002	Anaheim Angels
1924	Washington Senators		



AWARDS



NATIONAL BASEBALL HALL OF FAME



Roberto Alomar

SECOND BASEMAN

On July 24, 2011, thousands of Blue Jays fans were on hand in the village of Cooperstown, New York, to officially welcome Roberto Alomar to the Baseball Hall of Fame. It was a proud moment for the star second basemen, who was just the third Puerto Rican inductee, and the first Hall of Famer to be inducted as a member of the Toronto Blue Jays.

"My time in Toronto was the best of my career. It was with Toronto that we won two World Series together. You guys embraced me from day one. You were with me through ups and downs and I am so proud to represent you here in Cooperstown as the first Toronto Blue Jay inducted into the Baseball Hall of Fame."

ROBERTO ALOMAR

In five seasons with the Blue Jays from 1991 through 1995, Alomar displayed sparkling defense while winning five straight Gold Gloves. He never hit less than .295 and finished third in the American League behind teammates John Olerud and Paul Molitor with a .326 average in 1993. His five-year mark of .307 gives him the highest lifetime average of any player in Blue Jays history. Over the course of his 17-year career, he hit .300 with a .371 on-base percentage. He totaled 2,724 hits, 1,508 runs, 504 doubles, 80 triples, 210 home runs, 474 stolen bases, and 1,134 RBI.

Tom Cheek

BLUE JAYS RADIO BROADCASTER

On July 27, 2013, Tom Cheek was inducted into the National Baseball Hall of Fame as the 2013 recipient of the Ford C. Frick Award. This award is presented annually for excellence in broadcasting by the National Baseball Hall of Fame and Museum.

Cheek, who passed away on October 9, 2005, called the first 4,306 regular-season and 41 postseason games in Toronto Blue Jays history, including the club's two World Series victories, from Toronto's first contest until June 2, 2004. His wife, Shirley Cheek, was on hand with her family to accept the 2013 Ford C. Frick award for broadcasting excellence on behalf of her husband.

"Tom Cheek was the voice of summer for generations of baseball fans in Canada and beyond," said Hall of Fame President Jeff Idelson. "He helped a nation understand the elements of the game and swoon for the summer excitement that the expansion franchise brought a hockey-crazed nation starting in the late 1970s. He then authored the vocal narrative of a team that evolved into one of the most consistent clubs of the 1980s and 1990s. We are thrilled to celebrate Tom's legacy with baseball broadcasting's highest honour."

His call of Joe Carter's World Series-winning home run in Game 6 of the 1993 Fall Classic – "Touch 'em all Joe! You'll never hit a bigger home run in your life." – quickly became embedded in the hearts of Blue Jays fans around the globe.



RETIRED NUMBERS



Roberto Alomar

SECOND BASEMAN

Hall of Fame second baseman Roberto Alomar was given the Toronto Blue Jays highest honour on July 31, 2011 when his uniform number was retired in a pregame ceremony at Rogers Centre. Alomar's number 12 is the first number retired by the Blue Jays in their 37-year history. Jackie Robinson's number 42 was retired by Major League Baseball on April 15, 1997.

"Roberto is a very special part of the Toronto Blue Jays organization and arguably the greatest second baseman of all-time. His number deserves to be retired so that his contributions and excellence can stand as a model for all those who have the honour of wearing a Blue Jays uniform."

PAUL BEESTON
President & CEO,
Toronto Blue Jays

"This is an honour that I was not expecting. I knew my numbers were worthy of consideration for the Hall of Fame but for the Blue Jays to select my number 12 to be the first number they retire is a great honour."

ROBERTO ALOMAR



Roy Halladay

PITCHER

Eight-time All-Star Roy Halladay had his number raised to the rafters in a pregame Opening Day ceremony on March 29, 2018. His number 32 was just the second Blue Jays number to ever be retired, joining Roberto Alomar.

Doc's wife, Brandy, and two sons, Braden and Ryan, took the field with former Blue Jays players, Pat Hentgen, Chris Carpenter, Paul Quantrill, Scott Rolen, Jose Cruz Jr., Jason Fraser, Paul Spoljaric and Cito Gaston for the ceremony.

Halladay, who passed away in a plane crash on November 7, 2017, had his number 32 displayed as a commemorative patch on the left sleeve of all Blue Jays uniforms throughout the 2018 season.

"Through Roy's values, pride, work ethic, and perseverance, he epitomized what it means to be a Blue Jay. And while his legacy is clear, it goes far beyond the number on his back or his on-field accomplishments, serving as a shining example of how to live a meaningful life and positively impact others."

Mark Shapiro
President & CEO,
Toronto Blue Jays



LEVEL OF EXCELLENCE

The Level of Excellence is an award bestowed by the Toronto Blue Jays Baseball Club, recognizing tremendous individual achievement. The names and, in some cases, uniform numbers of each of the honourees are displayed on the facing of 500 Level in Rogers Centre. The recipients of this prestigious award are as follows: **ROBERTO ALOMAR** (April 4, 2008), **PAUL BEESTON** (April 4, 2008), **GEORGE BELL** (April 9, 1996), **JOE CARTER** (July 30, 1999), **TOM CHEEK** (August 29, 2004), **CARLOS DELGADO** (July 21, 2013), **TONY FERNANDEZ** (September 23, 2001), **CITO GASTON** (July 30, 1999), **PAT GILLICK** (August 7, 2002), **ROY HALLADAY** (March 29, 2018), and **DAVE STIEB** (April 9, 1996).

Roberto Alomar

SECOND BASEMAN

ROBERTO ALOMAR was elected into the National Baseball Hall of Fame on January 5, 2011 – the first player in franchise history to achieve that honour. On July 24, 2011, was inducted in the National Baseball Hall of Fame in Cooperstown along with the person who brought him over to Toronto from San Diego back in 1990, former Blue Jays GM Pat Gillick, and RHP Bert Blyleven. He selected on 90 percent of the ballots. Alomar was acquired by Toronto along with OF Joe Carter in exchange for SS Tony Fernandez and 1B Fred McGriff from the San Diego Padres on December 5, 1990. He played five seasons in Toronto from 1991-1995, batted .307 with 55 HR, 342 RBI and 206 SB. In his time with the Blue Jays, he won two World Series Championships ('92 & '93), was named the ALCS MVP in '92 vs. Oakland, appeared in five all-star games ('91-'95), won five gold gloves ('91-'95) and was awarded a Silver Slugger in 1992. Alomar appeared in 29 postseason games with the Blue Jays and batted .373 (44-118) with 18 runs, nine XBH, 18 RBI and 18 SB. Among the all-time Blue Jays, the second basemen ranks 1st in runs (447), triples (35), RBI (338), AVG (.308), XBH (241) and SB (206). In 17 Major League seasons with San Diego, Toronto, Baltimore, Cleveland, New York Mets, Chicago White Sox and Arizona, he batted .300 with 2,724 hits, 210 HR, 1,134 RBI and 474 SB. In 58 postseason contests, batted .313 with four HR and 33 RBI.



Paul Beeston

CHIEF EXECUTIVE OFFICER

PAUL BEESTON, a Welland, ON, native, is one of the Toronto Blue Jays founders. He was the first employee of the Toronto Blue Jays, joining the club on May 10, 1976, only a month and a half after the granting of the Franchise. He became Vice-President of Business Operations in 1977, Executive Vice-President, Business in 1984, President and Chief Operating Officer in 1989 and Chief Executive Officer in 1991. His hard work and dedication have been recognized by many and in 1988, was named a Member of the Order of Canada. He was elected to the Board of Directors of the Baseball Hall of Fame in 1998 and was inducted into the Canadian Baseball Hall of Fame in 2002. From 1997 until 2002, Paul was President & COO of Major League Baseball in New York City. He then returned to Toronto in 2002 and served on the board of a number of philanthropic endeavours. On October 14, 2008, he was appointed CEO of the Toronto Blue Jays on an interim basis, responsible for the day-to-day operations of the baseball club and Rogers Centre. On October 27, 2009, he had the interim tag lifted and was appointed CEO of the Toronto Blue Jays and Rogers Centre. Following the 2015 season, Paul retired as Mark Shapiro replaced him as President & CEO of the Toronto Blue Jays and Rogers Centre.



George Bell

OUTFIELDER

GEORGE BELL spent nine seasons with Toronto and ranks 3rd in club history in total bases (2,201), RBI (740) and extra base hits (471). He is one of six players in the Club's history to have hit at least 200 home runs as a Blue Jay, ranking 6th with 202. In 1987, he was named the American League MVP, the first Blue Jay in club history to achieve the honour. That season he batted .308 with 47 home runs and 134 RBI. Made his first of two All-Star appearances in 1987 when he became the first Blue Jay ever voted to the starting lineup. During his nine seasons, was a four-time club MVP, the Sporting News AL and Major League Player of the Year in 1987, a three-time Sporting News Silver Slugger, a two-time Sporting News All-Star team selection and the American League Player of the Week eight times. He also set a Major League record, hitting three home runs in an Opening Day game on April 4, 1988 at Kansas City.





Joe Carter

OUTFIELDER


JOE CARTER ranks 5th in club history with 203 home runs but will forever be remembered for just one, the 9th-inning blast on October 23 to win the 1993 World Series. In 1,039 games from 1991 to 1997 with Toronto, he hit .257 with 578 runs scored, 218 doubles, 28 triples, 203 home runs, 736 RBI and 78 stolen bases. During his seven seasons he represented Toronto in five All-Star games including 1991 in Toronto, his first season with the Blue Jays after he was acquired from San Diego along with Roberto Alomar on December 5, 1990 in exchange for Tony Fernandez and Fred McGriff. Along with his tremendous on-field accomplishments, Joe and his wife were active off the field as the Diana & Joe Carter Foundation operated the "Jumpin' with Joe" program which provided needy children throughout the Toronto area with a day at Teen-Ranch, Christian Youth Camp and tickets for a Toronto Blue Jays game where Joe would speak to all of the children. He worked with many other charities including Ronald McDonald House and also hosted an annual charity golf tournament. In his 16-year Major League career, Carter hit .259 with 432 doubles, 396 homers and 1,445 RBI while playing for the Chicago Cubs (1983), Cleveland Indians (1984-1989), San Diego Padres (1990), Toronto Blue Jays (1991-1997), Baltimore Orioles (1998) and the San Francisco Giants (1998).



Tom Cheek

BROADCASTER

TOM CHEEK, who called the first 4,306 regular-season and 41 postseason games in Toronto Blue Jays history, was selected as the 2013 recipient of the Ford C. Frick Award, presented annually for excellence in broadcasting by the National Baseball Hall of Fame and Museum. Cheek, who passed away after a lengthy and brave battle with brain cancer on Oct. 9, 2005, was honoured as part of Hall of Fame Weekend 2013, July 26-29 in Cooperstown, N.Y. He stood as the radio voice of the Blue Jays and, as one fan wrote, the "soundtrack of summer in Toronto" since the club's inception through 2004. He broadcast 4,306 consecutive regular season games (and 41 postseason contests) from 1977 through the midway point of the 2004 season when he was called away from the booth first by the sudden passing of his father and later by his own personal health problems. The banner in the Level of Excellence bearing his name, first unveiled in formal ceremonies held on August 29, 2004, is adorned with the number 4,306. That pays tribute to his longevity as the iron-man of baseball broadcasting. A veteran of the radio industry, he first joined the Blue Jays prior to the club's inaugural season after spending three seasons working on Montreal Expos broadcasts. Tom had been calling the balls, strikes and home runs starting with Doug Ault's big blasts on Opening Day in 1977. His call of Joe Carter's dramatic home run to win the 1993 World Series - "Touch 'em all Joe, you'll never hit a bigger home run in your life" - stands as one of the most memorable and famous moments in Canadian sports broadcasting history.



Carlos Delgado

FIRST BASEMAN

CARLOS DELGADO made his debut in 1993 and would remain with the club for 12 seasons, finishing as the franchise leader in home runs (336), RBI (1,058), walks (827), slugging percentage (.556), OPS (.949), runs (889), total bases (2,786), doubles (343), extra base hits (690), times on base (2,362), hit-by-pitch (122), intentional walks (128) and at-bats per home run (14.9). The two-time All-Star (2000 and 2003) holds several Blue Jays single-season and career records. He won the Hank Aaron Award and Sporting News Player of the Year Award in 2000 and the Silver Slugger Award in 1999, 2000, and 2003. The first baseman finished his 17-year career with 473 home runs and 1,512 RBI across 2,035 games.





Tony Fernandez

SHORTSTOP

TONY FERNANDEZ is the franchise leader in games (1,450), hits (1,583), triples (72), and ranks 3rd in doubles (291), 3rd in AVG (.297), 4th in stolen bases (172), 5th in runs (704), 5th in total bases (2,198), and 6th in walks (439). He had four separate stints with the Blue Jays totalling 12 seasons and was a member of the 1993 World Series Champions where he led the team with nine RBI and batted .333 in the six World Series games. Fernandez was selected to five All-Star teams, including four with Toronto, and won four straight AL Gold Glove Awards at short-stop from 1986 to 1989 with the Blue Jays. He still ranks 11th on the all-time hits list for a Dominican born player (2,276 total).



Cito Gaston

MANAGER

CITO GASTON led the Blue Jays to two World Championships, two American League Championships and four American League East titles in nine seasons as the Manager from 1989 to 1997. He began as the Blue Jays' hitting coach in 1981 where he groomed many young players including George Bell, Lloyd Moseby, Cecil Fielder, Jesse Barfield and Fred McGriff. In 1989 he served as the interim manager of the club before he was named the 5th manager in team history on May 31, 1989. Gaston had the honour of managing in two All-Star games, 1993 and 1994. During his years as manager he gave much of his time to charity events throughout Toronto including the annual Cito Gaston Golf Classic. Gaston returned to the Blue Jays for two seasons as hitting coach in 2000 and 2001. He was named Club Ambassador and Special Assistant to the President and CEO, along with former Blue Jay right-hander Pat Hentgen, in early 2007. On June 20, 2008, Gaston was named Manager of the Toronto Blue Jays, his 2nd stint as the club's skipper. In 2010, his last season as manager, he led the Blue Jays to an 85-77 record. Gaston has a club-high 913 victories as the Blue Jays manager (913-851 overall).



Pat Gillick

GENERAL MANAGER

PAT GILLICK, who was instrumental in building the organization from an expansion team in 1977 to World Series Champions in 1992 and 1993, was inducted into the National Baseball Hall of Fame in Cooperstown on July 24, 2011, along with the player he brought over from San Diego to Toronto, Roberto Alomar. He was the 6th man to be honoured by the Toronto Blue Jays to the Level of Excellence in August of 2002. Gillick began his career with the Blue Jays in 1976 as the VP of Player Personnel. He was responsible for the development of players like Dave Stieb, Jesse Barfield and Jimmy Key through the draft and utilized the Major League Rule 5 draft to secure talents such as Willie Upshaw, George Bell, Jim Gott and Kelly Gruber. Gillick was known for completing shrewd trades to acquire the likes of Alfredo Griffin, Damaso Garcia, Fred McGriff, Roberto Alomar, Joe Carter and assembling talent like Tom Henke, Devon White, Dave Winfield, Jack Morris and Paul Molitor. During his tenure, the Blue Jays produced 11 consecutive winning seasons from 1983 to 1993 and in that span, brought five American League East Division titles to Toronto, two American League championships and World Series titles in 1992 and 1993.



Roy Halladay

PITCHER

ROY HALLADAY was drafted by the Blue Jays as the 17th overall pick in 1995 out of Denver, CO. In only his second big league start in 1998, he took a no-hitter into the ninth inning against the Tigers for a complete game win. When the 2000 season started, Roy began his year with the Dunedin Blue Jays, where his hard work, determination, and resilience resulted in him recreating himself as a pitcher, both physically and mentally. Over the 11 seasons that followed, Halladay cemented his imprint on the game as one of the greatest pitchers of his generation. His accomplishments included eight All-Star appearances and two Cy Young awards - one of six pitchers to win the honour in both the American and National Leagues. At the time of his retirement, he was the active Major League leader in complete games with 67, including 20 shutouts.



Dave Stieb

PITCHER

DAVE STIEB is the franchise leader in wins (175), innings pitched (2873.0), strikeouts (1658), games started (408), shutouts (30) and complete games (103). The righty spent 15 seasons with Toronto, longer than any player in franchise history. He appeared in seven All-Star games and was the starting pitcher in both 1983 and 1984. Stieb recorded the only no-hitter in Blue Jays history on September 2, 1990 in Cleveland. In 1982, he was named the Sporting News Pitcher of the Year after a 17-14 season with a 3.25 ERA and led the league in innings (288.0) and complete games (20). Stieb was the Blue Jays Pitcher of the Year six times, a three-time winner of the AL Pitcher of the Month and a three-time winner of the AL Player of the Week.

O' CANADA

The Blue Jays have posted an overall record of 15-26 in games which occur on Canada Day (July 1). The Jays are 13-17 at home (2-7 at Exhibition Stadium/11-10 at Rogers Centre) and are 2-9 on the road. Toronto did not play a game on Canada Day in 1981, 1993 and 2020.

The Blue Jays are 1-5 vs. BAL, 2-5 vs. BOS, 1-2 vs. CLE, 1-2 vs. DET, 1-1 vs. KC, 0-1 vs. LAA, 1-0 vs. MIL, 0-1 vs. MON, 1-0 vs. NYM, 0-2 vs. NYY, 2-1 vs. OAK, 1-1 vs. PHI, 1-4 vs. SEA, 2-0 vs. TB, and 1-1 vs. TEX on Canada Day.



LEAGUE AWARDS

BASEBALL WRITERS ASSOCIATION OF AMERICA AWARDS

MOST VALUABLE PLAYER

1987 – George Bell
2015 – Josh Donaldson

ROOKIE OF THE YEAR

1979 – Alfredo Griffin
2002 – Eric Hinske

CY YOUNG AWARD

1996 – Pat Hentgen
1997 – Roger Clemens
1998 – Roger Clemens
2003 – Roy Halladay

MANAGER OF THE YEAR

1985 – Bobby Cox

HANK AARON AWARD

2000 – Carlos Delgado 2010 – Jose Bautista 2011 – Jose Bautista 2015 – Josh Donaldson

EDGAR MARTINEZ AWARD

2009 – Adam Lind

SILVER SLUGGER AWARD

1982 – Damaso Garcia, 2B
1983 – Lloyd Moseby, OF
1985 – George Bell, OF
1986 – George Bell, OF
1986 – Jesse Barfield, OF
1987 – George Bell, OF
1989 – Fred McGriff, 1B
1990 – Kelly Gruber, 3B
1991 – Joe Carter, OF

1992 – Roberto Alomar, 2B
1992 – Joe Carter, OF
1992 – Dave Winfield, DH
1993 – Paul Molitor, DH
1998 – Jose Canseco, DH
1999 – Shawn Green, OF
Carlos Delgado, 1B
2000 – Carlos Delgado, 1B
2003 – Carlos Delgado, 1B
Vernon Wells, OF

2009 – Aaron Hill, 2B
Adam Lind, DH
2010 – Jose Bautista, OF
2011 – Jose Bautista, OF
2014 – Jose Bautista, OF
2015 – Josh Donaldson, 3B
2016 – Josh Donaldson, 3B
2020 – Teoscar Hernández, RF

LELAND S. MACPHAIL JR. AWARD (MVP OF ALCS)

1992 – Roberto Alomar 1993 – Dave Stewart

WORLD SERIES MOST VALUABLE PLAYER

1992 – Pat Borders 1993 – Paul Molitor



TORONTO BLUE JAYS ALL-STAR GAME SELECTIONS

ALL-STAR PLAYERS

YEAR	PLAYER/POS.	PERFORMANCE	VOTES	YEAR	PLAYER/POS.	PERFORMANCE	VOTES
1977	Ron Fairly-2B/3B	PH, 0-1		2000	Carlos Delgado-1B	DEF-1B, 1-1, 2B	
1978	Roy Howell-3B	PH, 0-1			Tony Batista-3B	PH-3B, 0-1, K	
1979	Dave Lemanczyk-P	did not play			David Wells-P	2.0 IP, 2H, 2K	--
1980	Dave Stieb-P	1.0 IP, ER, H, 2BB		2001	Paul Quantrill-P	0.1 IP, 2H, ER	
1981	Dave Stieb-P	1.2 IP, H, BB, K		2002	Roy Halladay-P	1.0 IP, 3H, 3ER, K	
1982	Jim Clancy-P	1.0 IP		2003	Carlos Delgado-1B	1-3, RBI, K	862,610
1983	Dave Stieb-P	3.0 IP, H, BB, 4K	--		Vernon Wells CF	PR-CF, 1-2, 2B, RBI, R	
1984	Dave Stieb-P	2.0 IP, 2H, ER, 2K	--		Roy Halladay-P	did not play	
	Damaso Garcia-2B	DEF-2B, 0-1		2004	Ted Lilly-P	1.0 IP, 2H, K	
	Alfredo Griffin-SS	DEF-SS		2005	Roy Halladay-P	injured – did not play	
1985	Dave Stieb-P	1.0 IP, BB, 2K			Shea Hillenbrand-3B	DEF-3B	
	Jimmy Key-P	0.1 IP		2006	Roy Halladay-P	2.0 IP, 3H, ER, K	
	Damaso Garcia-2B	DEF-2B, 1-2			B.J. Ryan-P	Won (1.0 IP, K)	
	Ernie Whitt-C	DEF-C			Troy Glaus-3B	DEF-3B-1B, 1-2, 2B, R	
1986	Jesse Barfield-RF	PH-RF, 0-3			Vernon Wells-CF	1-2	--
	Lloyd Moseby-CF	DEF-LF			Alex Rios-RF	injured – did not play	
	Tony Fernandez-SS	DEF-SS		2007	Alex Rios-RF	DEF-RF	
1987	George Bell-LF	0-3	1,144,575	2008	Roy Halladay-P	1.0 IP, H, K	
	Tony Fernandez-SS	0-2		2009	Roy Halladay-P	2.0, 4H, 2ER	--
	Tom Henke-P	2.2 IP, 2H, K			Aaron Hill-2B	0-3 (replaced Pedroia in starting lineup)	--
1988	Dave Stieb-P	1.0 IP, H		2010	Jose Bautista-RF	PR-RF, 0-1	
1989	Kelly Gruber-3B	did not play			John Buck-C	DEF-C, 1-2, 2B	
	Tony Fernandez-SS	PR-SS, 0-1			Vernon Wells-LF	DEF-LF, 0-1	
1990	George Bell-LF	PH-LF, 0-2		2011	Jose Bautista-RF	1-2	7,454,753*
	Kelly Gruber-3B	PR-3B, 0-1, 2 SB			Ricky Romero-P	did not play	
	Dave Stieb-P	2.0 IP, BB, K		2012	Jose Bautista-RF	0-1, BB, K	4,971,155
1991	Roberto Alomar-2B	0-4	1,868,247	2013	Jose Bautista-RF	0-1, SF, RBI	3,999,631
	Joe Carter-RF	DEF-LF, 1-1, BB, R			Edwin Encarnacion-DH/1B	PH-DH, 0-2	
	Jimmy Key-P	Won (1.0 IP, H, K)			Brett Cecil-P	Hold, 0.1 IP, K	
1992	Roberto Alomar-2B	1-3, R, 2 SB	1,868,247		Steve Delabar-P	Hold, 0.1 IP, K	9,600,000#
	Joe Carter-RF	2-3, RBI, R	--	2014	Jose Bautista-RF	0-2	5,859,019*
	Juan Guzman-P	1.0 IP, 2H, BB, 2K			Edwin Encarnacion-1B	injured – did not play	
1993	Roberto Alomar-2B	1-3, HR, RBI	1,852,280		Mark Buehrle-P	did not play	
	Joe Carter-RF	1-3, K	1,407,179	2015	Josh Donaldson-3B	0-0, 2BB	14,090,188**
	Pat Hentgen-P	did not play			Russell Martin-C	PH-C, 0-1, K	
	Paul Molitor-DH	0-1, BB			Jose Bautista-RF	injured – did not play	
	John Olerud-1B	0-2	1,285,280		Josh Donaldson-3B	DEF-3B, 0-1	
	Duane Ward-P	1.0 IP, 2K		2016	Edwin Encarnacion-DH	PR, 0-1, R, BB	
	Devon White-CF	DEF-CF, 1-2, 2B, RBI, R, SB			Marco Estrada-P	did not play	
1994	Roberto Alomar-2B	1-3, R	3,675,730		Michael Saunders-OF	DEF-RF, 0-1	17,700,000#
	Joe Carter-LF	0-3, R	3,683,682	2017	Aaron Sanchez-P	Hold, 1.0, 2H, ER, BB	
	Pat Hentgen-P	1.0 IP, H			Justin Smoak-1B	1-1, BB	2,566,181
	Paul Molitor-DH	PH, 0-1			Roberto Osuna-P	1.0 IP, H	
1995	Roberto Alomar-2B	PR-2B, 0-1, SB		2018	J.A. Happ-P	Save, 1.0 IP, H, ER, K	
1996	Joe Carter-RF	DEF-CF, 1-1		2019	Marcus Stroman-P	did not play	
1997	Roger Clemens-P	1.0 IP, H					
	Pat Hentgen-P	1.0 IP					
1998	Roger Clemens-P	1.0 IP, 2H, 2ER, BB, K					
1999	Tony Fernandez-3B	DEF-3B, 0-2					
	Shawn Green -RF	1-1					

NOTE: Bold indicates this player was as a starter/** indicates leading vote getter/** indicates a Major League record # indicates player was voted in as the winner of the MLB.com Final Vote



ALL-STAR MANAGERS, COACHES, AND TRAINERS

1979	Roy Hartsfield, Coach	1994	Cito Gaston, Manager
1980	Ken Carson, Trainer	1994	Galen Cisco, Coach
1985	Bobby Cox, Coach	1994	Bob Bailor, Coach
1991	Cito Gaston, Coach	1994	Gene Tenace, Coach
1991	Tommy Craig, Trainer	2004	Carlos Tosca, Coach
1993	Cito Gaston, Manager	2006	John Gibbons, Coach
1993	Gene Tenace, Coach	2011	John Farrell, Coach
1993	John Sullivan, Coach	2013	John Gibbons, Coach
1993	Galen Cisco, Coach		

RAWLINGS GOLD GLOVE

Since 1957, the Rawlings Gold Glove Award has been presented annually to 18 of baseball's best fielders - one from each position in both the National and American Leagues. The winners are selected by Major League coaches and managers, as well as SABR metrics. Below are listed the Toronto Blue Jays players that have won Gold Gloves.

PLAYER	POSITION	YEAR	PLAYER	POSITION	YEAR
Tony Fernandez	SS	1986	Roberto Alomar	2B	1993
Jesse Barfield	OF	1986	Devon White	OF	1994
Tony Fernandez	SS	1987	Roberto Alomar	2B	1994
Jesse Barfield	OF	1987	Roberto Alomar	2B	1995
Tony Fernandez	SS	1988	Devon White	OF	1995
Tony Fernandez	SS	1989	Shawn Green	OF	1999
Kelly Gruber	3B	1990	Vernon Wells	OF	2004
Devon White	OF	1991	Orlando Hudson	2B	2005
Roberto Alomar	2B	1991	Vernon Wells	OF	2005
Devon White	OF	1992	Vernon Wells	OF	2006
Roberto Alomar	2B	1992	R.A. Dickey	P	2013
Devon White	OF	1993	Marcus Stroman	P	2017



PLAYER OF THE WEEK

1979

- Otto Velez, July 23-29 (.500, 9 RBI, 5 R, 1.050 SLG)

1980

- Dave Stieb, April 21-27 (2 CG, 0.50 ERA)

1982

- Jim Clancy, June 14-20 (1-0, 19.0 IP, 1 ER)
- Jim Clancy, Sept. 27-Oct. 3

1983

- Luis Leal, May 9-15 (2-0, 0.64 ERA)
- Dave Stieb, May 16-22 (2-0, 0.50 ERA)
- Lloyd Moseby, May 23-29 (.556, 3 HR, 2 2B)
- Cliff Johnson, June 20-26 (.500, 2 2B)
- Jesse Barfield, Aug. 29-Sept. 4 (.424, 7 HR, 39 TB)

1985

- Willie Upshaw, April 21-28 (.409, 3 HR, 2 2B, 20 TB, .909 SLG)
- Lloyd Moseby, Sept. 2-8 (.435, 5 HR, 1.174 SLG)

1986

- Lloyd Moseby, Aug. 18-24 (.435, 3 HR, 8 RBI, .870 SLG)
- George Bell, Sept. 1-7 (.433, 3 HR, 10 RBI, 9 R)

1987

- Jim Clancy, May 19-24 (2 CG, 1 ShO, 0.50 ERA, 18.0 IP, 18 K)
- George Bell, June 8-14 (.407, 5 HR, 15 RBI, 1.037 SLG)
- George Bell, July 27-Aug. 3 (.500, 3 HR, 7 RBI)

1988

- George Bell, April 4-10 (.455, 4 HR, 7 XBH, 1.136 SLG)
- George Bell, Aug. 29-Sept. 4 (.379, 3 HR, 12 RBI)

1989

- Nelson Liriano, May 15-21 (.600, 3 2B, 23 TB, 7 RBI)
- Junior Felix, May 29-June 4 (.435, 2 HR, 11 RBI, 6 R)
- George Bell, Aug. 14-20 (.467, 3 HR, 3 2B, 12 RBI)
- Lloyd Moseby, Sept. 4-10 (.440, 7 R, 3 2B, 4 SB, .548 OBP)

1990

- Kelly Gruber, April 23-29 (.414, 4 HR, 9 RBI, 5 R, .897 SLG)
- George Bell, June 4-10 (.464, 3 HR, 11 RBI, 2 2B, 7R)
- George Bell, June 18-24 (.500, 5 HR, 11 RBI, 9 R)
- Dave Stieb, Aug. 27-Sept. 2 (pitched no-hitter)
- Kelly Gruber, Sept. 9-16 (.464, 2 HR, 3 2B, 14 RBI)

1991

- Joe Carter, June 17-23 (5 HR, 7 RBI, 7 R, 26 TB)

1992

- Robert Alomar, April 20-26 (.600, 15 H, 9 RBI)
- Joe Carter, Aug. 10-16 (.407, 11 H, 3 HR, 4 2B, 24 TB)

1993

- John Olerud, June 1-6 (.445, 5 HR, 11 RBI, 29 TB)

1994

- Joe Carter, April 4-10 (.333, 4 HR, 12 RBI, 7 R)
- Joe Carter, April 18-24 (9 H, 4 HR, 4 2B, 12 RBI)
- Pat Hentgen, May 1-7 (2-0, 0.51 ERA, 17.2 IP, 8 H, 23 K)
- Paul Molitor, July 12-18 (.500 BA, 13 H, 4 HR, 10 RBI, 10 R)

1995

- John Olerud, July 12-16 (.500, 4 R, 2 2B, 18 TB, .588 OBP, 1.286 SLG)

1997

- Roger Clemens, May 6-11 (2-0, 2.81 ERA, 2 GS, 16.0 IP, 24 K)

1998

- Carlos Delgado, June 1-7 (.407, 4 HR, 9 RBI)
- Carlos Delgado, Aug. 17-23 (.370, 4 HR, 10 RBI)
- Roger Clemens, Aug. 24-30 (2-0, 0.00 ERA, 18.0 IP, 2 SHO)

1999

- Shannon Stewart, April 26-May 2 (.471, 16 H, 5 R, 3 2B, 5 RBI)
- Tony Fernandez, June 14-20 (.411, 10 H, 15 TB, 2 2B)
- Homer Bush, Sept. 30-Oct. 3 (.452, 14 H, 6 R, 2 2B, 2 RBI)

2000

- Carlos Delgado, April 17-23 (.480, 12 H, 4 HR, 8 RBI)
- Jose Cruz, May 1-7 (.387, 4 HR, 9 RBI, 3 2B, 9 R, 5 BB)
- Carlos Delgado, June 5-11 (.556, 10 H, 4 HR, 13 RBI)

2001

- Carlos Delgado, April 1-8 (.348, 5 HR, 11 RBI)
- Raul Mondesi, April 30-May 6 (.464, 13 H, 4 HR, 11 RBI)
- Kelvim Escobar, Aug. 20-26 (2-0, 1.04 ERA, 17.1 IP, 1 CG)
- Jose Cruz Jr., Oct. 1-7 (.423, 4 HR, 11 RBI, 7 R, 2 2B, 4 SB)

2002

- Carlos Delgado, Sept. 23-29 (.450, 4 HR, 11 RBI, 1.150 SLG)

2003

- Vernon Wells, June 15-22 (.476, 10 H, 5 HR, 10 RBI)
- Roy Halladay, Sept. 1-7 (2-0, 0.46 ERA, 19.0 IP, 7 H, 15 K)
- Carlos Delgado, Sept. 22-28 (.318, 6 HR, 11 RBI)

2004

- Carlos Delgado, Aug. 30-Sept. 5 (.381, 3 HR, 7 RBI, 6 R)

2005

- Frank Catalanotto, July 18-24 (.565, 1 HR, 9 RBI)
- Frank Catalanotto, Sept. 26 - Oct. 2 (.500, 15 H, 15 RBI)

2006

- Roy Halladay, May 7-14 (2-0, 2 CG, 1.00 ERA, 9 K)
- Vernon Wells, July 16-23 (.448, 3 2B, 4 HR, 10 RBI, .966 SLG)
- Lyle Overbay, June 27-July 2 (.423, 4 HR, 9 RBI, 1.077 SLG)

2007

- Troy Glaus, May 1-7 (.400, 4 HR, 7 RBI, 8 R)

2008

- Alex Rios, Sept. 1-7 (.414, 3 HR, 966 SLG)

2009

- Roy Halladay, May 11-17 (2-0, 1.13, CG, 2 ER, 16.0 IP, 13 K)
- Lyle Overbay, June 1-7 (.533, 4 2B, 2 HR, 8 RBI)
- Adam Lind, Aug. 31-Sept. 6 (.321, 4 2B, 3 HR, 12 RBI)

2010

- Jose Bautista, May 10-16 (.444, 4 HR, 8 RBI, 5 BB)
- Jose Bautista, July 26-Aug. 1 (.545, 3 2B, 5 HR, 13 RBI, 8 R)
- Jose Bautista, Aug. 23-29 (.500, 3 2B, 4 HR, 7 RBI, 9 BB)
- Edwin Encarnacion, Sept. 27-Oct. 3 (.400, 5 HR, 11 RBI, 6 R)

2011

- Jose Bautista, June 27-July 3 (.391, 3 2B, 4 HR, 8 RBI)

2012

- J.P. Arencibia, May 14-20 (.360, 4 HR, 10 RBI)

2013

- Edwin Encarnacion, July 22-28 (.520, 2 HR, 8 RBI)

2014

- Edwin Encarnacion, May 5-11 (.321, 4 HR, 10 RBI)

2015

- Josh Donaldson, May 25-31 (.440, 6 HR, 11 RBI)
- Josh Donaldson, Aug. 3-9 (.385, 5 HR, 8 RBI)
- David Price, Aug. 3-9 (2-0, 0.60 ERA)
- Edwin Encarnacion, Aug. 23-30 (.481, 7 HR, 21 RBI)
- Kevin Pillar, Sept. 20-27 (.480, 7 XBH, 6 SB)



2016

- Josh Donaldson, June 13-19 (.321, 4 HR, 10 RBI)

2018

- Justin Smoak, March 29-April 1 (.467, 7 H, 2 HR, 8 RBI)
- Kendrys Morales, Aug. 20-26 (.478, 11 H, 7 HR, 12 RBI)

2019

- Vladimir Guerrero Jr., May 13-19 (.333, 7 H, 4 HR, 9 RBI)
- Vladimir Guerrero Jr., July 29-Aug. 4 (.500, 13 H, 3 2B, 3 HR, 11 RBI)

PLAYER OF THE MONTH**1977**

- Otto Velez, April (5 HR, 11 RBI, 11 R, .865 SLG, .422 BA)

1979

- Alfredo Griffin, Sept. (.407 BA, 4-3B, 62 TB)

1983

- Lloyd Moseby, Aug. (.351 BA, 25 RBI, 15 XBH)

1989

- Fred McGriff, April (7 HR, 17 RBI, 28 H, 21 R)
- George Bell, Aug. (22 game hit streak, .370 BA)

1990

- Kelly Gruber, Sept. (.352 BA, 20 R, 30 RBI)

1991

- Joe Carter, June (11 HR, 36 H, .352 BA, 11-2B, 29 RBI, 21 R)

1992

- Roberto Alomar, April (.382 BA, 34 H, 19 R, 3 HR, 19 RBI, 8 SB, .439 OBA)

1993

- John Olerud, April (.450 BA, 36 H, .650 SLG, .527 OBP, 18 RBI, 15 R, 7-2B, 3 HR)
- Paul Molitor, May (.374 BA, 43 H, 5 HR, 22 RBI, 25 R)
- John Olerud, June (.427 BA, 41 H, 17-2B, 5 HR, 30 RBI, 17 R, 73 TB, .525 OBP)

ROOKIE OF THE MONTH**2002**

- Eric Hinske, June (.338 AVG, 27 H, 7-2B, 6 HR, 15 RBI, 19 R)
- Josh Phelps, Aug. (.310 AVG, 31 H, 5-2B, 7 HR, 30 RBI, 18 R)
- Josh Phelps, Sept. (.338 AVG, 26 H, 10-2B, 6 HR, 19 RBI, 15 R)

2003

- Reed Johnson, Sept. (.363 AVG, 33 H, 5-2B, 3 HR, 16 RBI, 18 R)

PITCHER OF THE MONTH**1980**

- Dave Stieb, April (3-0, 15 K, 1 SHO, 1.09 ERA)

1983

- Dave Stieb, May (5 W, 2 SHO, 43 K)

1984

- Doyle Alexander, Sept. (2.23 ERA, 5-1, 6 CG)

1985

- Dave Stieb, May (4-1, 34 K, 1.69 ERA)

1987

- Jim Clancy, May (5-1, 1.71 ERA, 40 K in 47.1 IP)

1996

- Juan Guzman, April (3-1, 1.88 ERA, 39 K in 43.0 IP)
- Pat Hentgen, July (5-1, 2.72 ERA, 28 K in 46.1 IP)
- Pat Hentgen, Aug. (5-1, 2.60 ERA, 33 K in 52.0 IP)

2020

- Lourdes Gurriel Jr., Aug. 31-Sept. 6 (.467, 14 H, 3 2B, 2 HR, 6 RBI)

1994

- Joe Carter, April (.312 BA, 31 RBI, 9 HR, 8-2B, 64 TB)

2010

- Jose Bautista, July (.418, 11 HR, 8 2B, 29 RBI, 12 BB, 75 TB, .765 SLG)
- Jose Bautista, Aug. (.299, 12 HR, 24 RBI, 23 R, 23 BB, .742 SLG)

2011

- Jose Bautista, April (.366, 9 HR, 5 2B, 15 RBI, 28 BB, .780 SLG)
- Jose Bautista, May (.360, 11 HR, 4 2B, 23 RBI, 18 BB, .791)

2012

- Jose Bautista, June (.271, 14 HR, 30 RBI, 22 BB, .750 SLG)

2014

- Edwin Encarnacion, May (.281, 16 HR, 33 RBI, 16 BB, .763 SLG)

2015

- Edwin Encarnacion, Aug. (.407, 11 2B, 11 HR, 35 RBI, .919 SLG)

2005

- Gustavo Chacin, April (4-1, 2.41 ERA in 6 GS)
- Gustavo Chacin, July (5-0, 2.97 ERA in 6 GS)

2009

- Scott Richmond, April (3-0, 2.70 ERA in 4 GS)

2015

- Devon Travis, April (.325 AVG, 26 H, 6-2B, 6 HR, 19 RBI)

2018

- Lourdes Gurriel Jr., July (.423 AVG, 30 H, 4-2B, 4HR, 14 RBI)

1997

- Roger Clemens, May (6-0, 1.96 ERA, 46.0 IP, 51 K)
- Roger Clemens, Aug. (4-0, 2.47 ERA, 2 CG, 47.1 IP, 54 K)

1998

- Roger Clemens, Aug. (4-0, 0.90 ERA, 3 CG, 50.0 IP, 68 K)

2003

- Roy Halladay, May (6-0, 3.22 ERA, CG, 44.2 IP, 35 K)
- Roy Halladay, Sept. (5-1, 1.41 ERA, 5 CG, 51.0 IP, 42 K)

2007

- Roy Halladay, April (4-0, 2.28 ERA, 2 CG, 47.1 IP, 33 K)

2011

- Ricky Romero, Aug. (5-0, 2.05 ERA, 1 SHO, 44.0 IP, 26 K)



MEDIA AWARDS

TORONTO CHAPTER BBWAA AWARD WINNERS

Each year, the members of the Toronto chapter of the BBWAA select the Blue Jays top player, pitcher and rookie as well as the team's most improved player. The player of the year receives the Neil MacCarl Award, named for the longtime baseball writer from the Toronto Star. The John Cerutti Award is given annually, as voted by the Toronto Chapter of the BBWAA, to a person associated with the day-to-day workings of Blue Jays' baseball who displays goodwill, cooperation and character, as exemplified by the late John Cerutti.

YEAR	PLAYER OF THE YEAR	PITCHER OF THE YEAR	ROOKIE OF THE YEAR	GOOD GUY AWARD	MOST IMPROVED
1977	Bob Bailor	Dave Lemanczyk	Bob Bailor	Roy Hartsfield	—
1978	Bob Bailor	Jim Clancy Victor Cruz	Victor Cruz	Mike Cannon	Alan Ashby
1979	Alfredo Griffin	Tom Underwood	Alfredo Griffin	John Silverman	Rick Cerone
1980	John Mayberry	Jim Clancy	Damaso Garcia	Howard Starkman	Al Woods
1981	Dave Stieb	Dave Stieb	—	Bob Mattick	Joey McLaughlin
1982	Damaso Garcia	Dave Stieb	Jesse Barfield	Buck Martinez	Jim Clancy
1983	Lloyd Moseby	Dave Stieb	Jim Acker	Ernie Whitt	Lloyd Moseby
1984	Dave Collins	Doyle Alexander	Tony Fernandez	Dave Collins	Dave Collins
1985	Jesse Barfield	Dennis Lamp	—	Rance Mulliniks	Dennis Lamp
1986	Jesse Barfield	Mark Eichhorn	Mark Eichhorn	Garth Iorg	Rick Leach
1987	George Bell	Jimmy Key	Jeff Musselman	Garth Iorg	Lloyd Moseby
1988	Fred McGriff	Dave Stieb	Pat Borders	John Cerutti	Kelly Gruber
1989	George Bell	Tom Henke	Junior Felix	Kelly Gruber	Todd Stottlemyre
1990	Kelly Gruber	Dave Steib	John Olerud	Jeff Ross	Pat Borders
				Tommy Craig	
1991	Roberto Alomar	Duane Ward	Juan Guzman	Joe Carter	Devon White
1992	Roberto Alomar	Jack Morris	Jeff Kent	John Brioux	Pat Borders
1993	Paul Molitor	Duane Ward	Randy Knorr	Bob Bailor	John Olerud
1994	Joe Carter	Pat Hentgen	Darren Hall	Rich Hacker	Randy Knorr
1995	Roberto Alomar	Al Leiter	Shawn Green	Galen Cisco	Ed Sprague
				Larry Hise	
1996	Ed Sprague	Pat Hentgen	Paul Spoljaric	Howard Starkman	Juan Guzman
1997	Carlos Delgado	Roger Clemens	Jose Cruz Jr.	Brent Andrews	Paul Quantrill
1998	Carlos Delgado	Roger Clemens	Kevin Brown	Dan Plesac	Shawn Green
1999	Shawn Green	Billy Koch	Billy Koch	Pat Hentgen	Homer Bush
2000	Carlos Delgado	David Wells	—	Andy Stewart	Brad Fullmer
2001	Jose Cruz Jr.	Paul Quantrill	Bob File	Gord Ash	Roy Halladay
2002	Vernon Wells	Roy Halladay	Eric Hinske	Darrin Fletcher	Chris Woodward
2003	Carlos Delgado	Roy Halladay	Aquilino Lopez	Vernon Wells	Orlando Hudson
2004	Carlos Delgado	Ted Lilly	Alex Rios	John Cerutti	Gregg Zaun
				JOHN CERUTTI AWARD	
2005	Vernon Wells	Roy Halladay	Russ Adams	Shirley Cheek	Josh Towers
2006	Vernon Wells	Roy Halladay	Casey Janssen	Larry Millson	Alex Rios
2007	Alex Rios	Roy Halladay	Jesse Litsch	John McDonald	Dustin McGowan
2008	Vernon Wells	Roy Halladay	Jesse Carlson	Paul Godfrey	Adam Lind
2009	Aaron Hill	Roy Halladay	Ricky Romero	Aaron Hill	Adam Lind
2010	Jose Bautista	Ricky Romero	—	Jose Bautista	Jose Bautista
2011	Jose Bautista	Ricky Romero	J.P. Arencibia	Dustin McGowan	Casey Janssen
2012	Edwin Encarnacion	Casey Janssen	Aaron Loup	Brian Butterfield	Edwin Encarnacion
2013	Edwin Encarnacion	Casey Janssen	Todd Redmond	Mark DeRosa	Brett Cecil
2014	Jose Bautista	Mark Buehrle	Marcus Stroman	Casey Janssen	Melky Cabrera
2015	Josh Donaldson	Marco Estrada	Roberto Osuna	Alex Anthopoulos	Kevin Pillar
2016	Josh Donaldson	Aaron Sanchez	Joe Biagini	Pete Walker	Aaron Sanchez
2017	Josh Donaldson	Marcus Stroman	Danny Barnes	Mal Romanin	Justin Smoak
2018	Justin Smoak	J.A. Happ	Ryan Borucki	John Gibbons	Luke Maie
2019	Lourdes Gurriel Jr.	Ken Giles	Bo Bichette	Justin Smoak	Lourdes Gurriel Jr.
2020	Teoscar Hernández	Hyun Jin Ryu	Jordan Romano	Anthony Alford	Teoscar Hernández
				Mike Wilner	



THE SPORTING NEWS AWARDS

PITCHER OF THE YEAR (AL)

1982 – Dave Stieb
1987 – Jimmy Key

1996 – Pat Hentgen
1997 – Roger Clemens

1998 – Roger Clemens
2003 – Roy Halladay

ROOKIE PITCHER OF THE YEAR (AL)

1986 – Mark Eichhorn
1991 – Juan Guzman

MANAGER OF THE YEAR (ML)

1985 – Bobby Cox

MLB PLAYER OF THE YEAR

1987 – George Bell

2000 – Carlos Delgado

2015 – Josh Donaldson

AL PLAYER OF THE YEAR

1987 – George Bell

AL COMEBACK PLAYER

2009 – Aaron Hill

SPORTSMEN OF THE YEAR

1993 – Pat Gillick/Cito Gaston

ALL-STAR TEAM (AL)

1982 – Damaso Garcia, 2B
1982 – Dave Stieb, P
1983 – Lloyd Moseby, OF
1985 – Damaso Garcia, 2B
1986 – Tony Fernandez, SS
1986 – George Bell, OF
1987 – George Bell, OF
1987 – Jimmy Key, LHP
1988 – Ernie Whitt, C
1989 – Fred McGriff, 1B

1990 – Kelly Gruber, 3B
1991 – Joe Carter, OF
1992 – Roberto Alomar, 2B
1992 – Joe Carter, OF
1992 – Dave Winfield, DH
1993 – Paul Molitor, DH
1996 – Pat Hentgen, RHP
1997 – Roger Clemens, RHP
1998 – Roger Clemens, RHP
1999 – Shawn Green, OF

2000 – Carlos Delgado, 1B
2000 – David Wells, LHP
2003 – Carlos Delgado, 1B
2009 – Aaron Hill, 2B
2010 – Jose Bautista, 3B
2011 – Jose Bautista, OF
2015 – Josh Donaldson, 3B
2020 – Teoscar Hernández

BASEBALL MAN OF THE YEAR IN CANADA

(TORONTO—MONTREAL BBWAA)

Peter Bavasi, 1977
Pat Gillick, 1983

Jesse Barfield, 1986
Cito Gaston, 1989

Pat Gillick, 1991
Paul Beeston, 1993

BASEBALL AMERICA

ALL-STAR TEAM (AL)

1983 – Dave Stieb, P
1983 – Lloyd Moseby, OF
1984 – Dave Stieb, P
1986 – Tony Fernandez, SS
1986 – Jesse Barfield, OF
1987 – George Bell, OF
1987 – Jimmy Key, SP

1987 – Tom Henke, RP
1989 – George Bell, OF
1989 – Dave Stieb, P
1990 – Kelly Gruber, 3B
1992 – Roberto Alomar, 2B
1992 – Dave Winfield, 2B
1993 – Roberto Alomar, 2B

1993 – John Olerud, 1B
1993 – Duane Ward, P
1996 – Pat Hentgen, P
1997 – Roger Clemens, P
1998 – Roger Clemens, P
2015 – Josh Donaldson, 3B

PLAYER OF THE YEAR (AL)

1987 – George Bell

MAJOR LEAGUE PITCHER OF THE YEAR

1998 – Roger Clemens

LATIN AMERICAN ALL-STAR TEAM

1985 – Damaso Garcia, 2B
1985 – George Bell, OF

RELIEF AWARDS

1985 – April – Bill Caudill
1987 – July – Tom Henke
1987 – Aug. – Tom Henke
1989 – July – Tom Henke
1993 – April – Duane Ward
1993 – Aug. – Duane Ward
1999 – July – Billy Koch
2002 – Sept. – Kelvim Escobar

ALL-ROOKIE TEAM

1977 – Bob Bailor, SS; Doug Ault, 1B; Jerry Garvin, LHP
1978 – Rick Bosetti, OF
1979 – Alfredo Griffin, SS; Dan Ainge, 2B
1980 – Damaso Garcia, 2B
1987 – Jeff Musselman, LHP
1995 – Shawn Green, OF
1997 – Jose Cruz, Jr., OF
1999 – Billy Koch, RHP
2002 – Eric Hinske, 3B
2005 – Russ Adams, SS
2005 – Gustavo Chacin, LHP
2019 – Vladimir Guerrero Jr., 3B



MINOR LEAGUE PLAYER OF THE YEAR

The following is a list of Toronto minor league players that have been named Minor League Player of the Year:

Player/Position	Year	Publication	Club	Stats
Carlos Delgado, C	1992	USA Today Baseball Weekly	Dunedin (A)	30 HR, 100 RBI, .324 AVG
Derek Bell, OF	1991	Baseball America	Syracuse (AAA)	13 HR, 93 RBI, .346 AVG
Vladimir Guerrero Jr., 3B	2018	Baseball America	New Hampshire (AA), Buffalo (AAA)	20 HR, 78 RBI, .381 AVG

PLAYER AND PITCHER OF THE MONTH

Each month throughout the season, the Toronto Chapter of the Baseball Writers Association of America votes for the player and pitcher based on their appraisal of that player's or pitcher's performance during that particular month.

* The award was combined to include both players and pitchers as a single monthly award in 2017, which then was decided via a @BlueJays twitter poll, and re-named "Honda Player of the Month".

PLAYER OF THE MONTH

Year	April	May	June	July	August	Sept./Oct.	Most Valuable Player
1977	Velez	Fairly	Fairly	Rader	Bailor	Bowling	Bailor
1978	Howell	Bosetti	Howell	Mayberry	Bailor	Bailor & Bosetti	Howell
1979	Mayberry	Griffin	Griffin	Velez	Griffin	Griffin	Griffin
1980	Stieb	Woods	Woods	Woods	Garcia	Mayberry	Mayberry
1981	Todd	Bonnell	—	—	Moseby	Stieb	Stieb
1982	Barfield	Bonnell	Upshaw	Garcia	Garcia	Clancy	Garcia
1983	Barfield	Upshaw	Johnson	Moseby	Moseby	Upshaw	Moseby & Upshaw
1984	Upshaw	Collins	Upshaw	Mulliniks	Bell	Collins	Bell
1985	Upshaw	Garcia	Bell	Mulliniks	Barfield	Moseby	Barfield
1986	Bell	Barfield	Fernandez	Bell	Moseby	Barfield	Bell
1987	Bell	Bell	Moseby	Fernandez	Bell	Moseby	Bell
1988	Gruber	McGriff	Gruber	McGriff	Whitt	Fernandez	McGriff
1989	McGriff	Liriano	Gruber	McGriff	Bell	Bell	Bell
1990	Gruber	Gruber	Bell	McGriff	McGriff	Gruber	Gruber
1991	Carter	Alomar	Carter	Alomar	White	Alomar	Alomar
1992	Alomar	Alomar	Carter	Maldonado	Winfield	White	Alomar
1993	Olerud	Molitor	Olerud	Olerud	Molitor/Alomar	Alomar	Molitor
1994	Carter	Carter	Alomar	Molitor	—	—	Carter
1995	—	Alomar	Maldonado	Olerud	Molitor	Green	Alomar
1996	Carter	Olerud	Sprague	Carter	Brumfield	Sprague	Sprague
1997	Sprague	Carter	Merced	Green	Cruz Jr.	Stewart	Delgado
1998	Canseco	Delgado	Delgado	Stewart	Green	Fernandez	Delgado
1999	Green	Green	Fletcher	Green	Delgado	Bush	Green
2000	Fullmer	Delgado	Delgado	Delgado	Delgado	Fletcher	Delgado
2001	Delgado	Mondesi	Stewart	Cruz Jr.	Delgado	Cruz Jr.	Cruz Jr.
2002	Delgado	Wilson	Hinske	Wells	Phelps	Delgado	Wells
2003	Delgado	Wells	Delgado	Wells	Wells	Delgado	Delgado
2004	Delgado	Wells	Hudson	Phelps	Delgado	Delgado	Delgado
2005	Hillenbrand	Wells	Wells	Wells	Hudson	Catalanotto	Wells
2006	Wells	Glaus	Overbay	Wells	Overbay	Rios	Wells
2007	Hill	Rios	Thomas	Rios	Thomas	Hill	Rios
2008	Rios	Barajas	Rolen	Lind	Wells	Rios	Rios
2009	Hill	Scutaro	Lind	Scutaro	Lind	Lind	Lind
2010	Wells	Bautista	Lewis	Bautista	Bautista	Wells	Bautista
2011	Bautista	Bautista	Lind	Escobar	Lawrie	Bautista	Bautista
2012	Encarnacion	Bautista	Bautista	Villanueva	Encarnacion	Encarnacion	Encarnacion
2013	Encarnacion	Bautista	Lind	Rasmus	Lawrie	Lind	Encarnacion
2014	Cabrera	Encarnacion	Encarnacion	Cabrera	Bautista	Bautista	Bautista
2015	Travis	Encarnacion	Encarnacion	Donaldson	Encarnacion	Bautista	Donaldson
2016	Donaldson	Saunders	Donaldson	Donaldson	Martin	Bautista	Donaldson
2017*	Smoak	Travis	Smoak	Pearce	Donaldson	Hernández	Donaldson
2018	Happ	Happ	Grichuk	Gurriel Jr.	Morales	Tellez	Smoak
2019	Stroman	Guerrero Jr.	Gurriel Jr.	Guerrero Jr.	Bichette	Biggio	Gurriel Jr.
2020	—	—	—	Hernández	Ryu	Gurriel Jr.	Hernández



PITCHER OF THE MONTH

Year	April	May	June	July	August	Sept./Oct.	Most Valuable Pitcher
1983	Stieb	Stieb	Gott	Clancy	Stieb	Alexander	Stieb
1984	Stieb	Alexander	Stieb	Stieb	Stieb & Clancy	Alexander	Stieb
1985	Caudill	Stieb	Stieb	Stieb	Henke	Alexander	Stieb
1986	Alexander	Eichhorn	Key	Clancy	Eichhorn	Stieb	Key
1987	Key	Key	Clancy	Key	Cerutti	Flanagan	Key
1988	Cerutti	Stieb	Ward	Key	Clancy	Clancy	Stieb
1989	Key	Key	Cerutti	Henke	Stieb	Stieb	Stieb
1990	Ward	Stieb	Henke	Stieb	Key	Key	Stieb
1991	Key	Wells	Key	Henke	Candiotti	Guzman	Ward
1992	Guzman	Guzman	Guzman	Ward	Morris	Key	Morris
1993	Hentgen	Cox	Hentgen	Ward	Ward	Stewart	Ward
1994	Castillo	Hentgen	Hentgen	Castillo	--	--	Hentgen
1995	--	Cone	Leiter	Castillo	Leiter	Timlin	Leiter
1996	Guzman	Timlin	Guzman	Hentgen	Hentgen	Hentgen	Hentgen
1997	Clemens	Clemens	Clemens	Clemens	Clemens	Clemens	Clemens
1998	Williams	Williams	Clemens	Clemens	Clemens	Escobar	Clemens
1999	Wells	Halladay	Wells	Koch	Hentgen	Wells	Koch
2000	Wells	Wells	Wells	Koch	Wells	Loaiza	Wells
2001	Quantrill	Michalak	Koch	Escobar	Escobar	Halladay	Quantrill
2002	Halladay	Loaiza	Halladay	Carpenter	Politte	Escobar	Halladay
2003	Lidle	Halladay	Halladay	Halladay	Escobar	Halladay	Halladay
2004	Halladay	Frasor	Batista	Towers	Lilly	Bush	Lilly
2005	Halladay	Halladay	Halladay	Chacin	Towers	Towers	Halladay
2006	Halladay	Halladay	Ryan	Halladay	Ryan	Burnett	Halladay
2007	Halladay	Burnett	Marcum	McGowan	Halladay	McGowan	Halladay
2008	Carlson	Litsch	Halladay	Halladay	Halladay	Litsch	Halladay
2009	Downs	Halladay	Romero	League	Frasor	Halladay	Halladay
2010	Romero	Marcum	Morrow	Cecil	Morrow	Frasor	Romero
2011	Villanueva	Romero	Romero	Cecil	Romero	Francisco	Romero
2012	Romero	Morrow	Villanueva	Villanueva	Janssen	Morrow	Janssen
2013	Janssen	Loup	Cecil	Buehrle	Buehrle	Janssen	Janssen
2014	Buehrle	Buehrle	Stroman	Stroman	Sanchez	Dickey	Buehrle
2015	Osuna	Sanchez	Buehrle	Buehrle	Estrada	Price	Estrada
2016	Sanchez	Estrada	Sanchez	Happ	Stroman	Liriano	Sanchez

Most Valuable Pitcher: 1978 – Clancy & Underwood 1979 – Underwood 1980 – Clancy
1981 – Stieb 1982 – Stieb

BLUE JAYS & CY YOUNG VOTING

YEAR	WINNER	PTS	BLUE JAYS	RANK	PTS
1982	Pete Vuckovich	87	Dave Stieb	4th	36
1984	Willie Hernandez	88	Dave Stieb	8th	1
1985	Bret Saberhagen	127	Doyle Alexander	6th	5
			Dave Stieb	9th	2
1986	Roger Clemens	140	Mark Eichhorn	6th	2
1987	Roger Clemens	124	Jimmy Key	2nd	64
1990	Bob Welch	107	Dave Stieb	6th	2
1991	Roger Clemens	119	Duane Ward	10th	3
1992	Dennis Eckersley	107	Jack Morris	5th	10
1993	Jack McDowell	124	Duane Ward	5th	5
			Pat Hentgen	6th	3
			Juan Guzman	7th	1
1995	Randy Johnson	136	David Cone	4th	18
1996	PAT HENTGEN	110	PAT HENTGEN	1st	110
1997	ROGER CLEMENS	134	ROGER CLEMENS	1st	134
1998	ROGER CLEMENS	140	ROGER CLEMENS	1st	140
2000	Pedro Martinez	140	David Wells	3rd	46
2003	ROY HALLADAY	136	ROY HALLADAY	1st	136
2006	Johan Santana	140	Roy Halladay	3rd	48
2007	C.C. Sabathia	119	Roy Halladay	5th	1
2008	Cliff Lee	132	Roy Halladay	2nd	71
2009	Zach Greinke	134	Roy Halladay	5th	11
2011	Justin Verlander	196	Ricky Romero	10th	2
2015	Dallas Keuchel	186	David Price (TOR/DET)	2nd	143
2016	Rick Porcello	137	J.A. Happ	6th	14
			Aaron Sanchez	7th	6
2017	Corey Kluber	204	Marcus Stroman	8th	2
2020	Shane Bieber	210	Hyun Jin Ryu	3rd	51



BLUE JAYS AND THE AL MANAGER OF THE YEAR VOTING

YEAR	WINNER	PTS	1ST PLACE VOTES	BLUE JAYS	RANK	PTS	1ST PLACE VOTES
1984	Sparky Anderson-DET	96	13	Bobby Cox	4	9	0
1985	BOBBY COX-TOR	104	14	—	—	—	—
1989	Frank Robinson-BAL	125	23	Cito Gaston	2	62	3
1990	Jeff Torborg-CWS	128	23	Cito Gaston	5	6	0
1991	Tom Kelly-MIN	138	27	Cito Gaston	3	17	0
1992	Tony LaRussa-OAK	132	25	Cito Gaston	4	13	1
1993	Gene Lamont-CWS	72	8	Cito Gaston	3	49	3
1998	Joe Torre-NYY	128	23	Tim Johnson	T6	4	0
2003	Tony Peña-KC	130	24	Carlos Tosca	7	3	0
2005	Ozzie Guillen-CWS	105	17	John Gibbons	7	1	0
2008	Joe Maddon-TB	138	27	Cito Gaston	6	2	0
2010	Ron Gardenhire-MIN	108	16	Cito Gaston	5	5	1
2015	Jeff Bannister-TEX	112	17	John Gibbons	4	22	1
2020	Kevin Cash-TB	126	22	Charlie Montoyo	3	47	2

ROOKIE-OF-THE-YEAR

YEAR	PLAYER	FINISHED	WINNER
1979	Alfredo Griffin	Tied 1st	Alfredo Griffin & John Castino
1980	Damaso Garcia	4th	Joe Charboneau
1981	George Bell	8th	Dave Righetti
1982	Jesse Barfield	8th	Cal Ripken
1985	Tom Henke	7th	Ozzie Guillen
1986	Mark Eichhorn	3rd	Jose Canseco
1987	Nelson Liriano	7th	Mark McGwire
1990	John Olerud	4th	Sandy Alomar
1991	Juan Guzman	2nd	Chuck Knoblauch
	Mike Timlin	6th	—
1994	Darren Hall	4th	Bob Hamelin
1995	Shawn Green	5th	Marty Cordova
1996	Tim Lincecum	Tied 7th	Derek Jeter
1997	Jose Cruz	2nd	Nomar Garciaparra
1999	Billy Koch	Tied 7th	Carlos Beltran
2002	Eric Hinske	1st	Eric Hinske
	Josh Phelps	6th	—
2005	Gustavo Chacin	5th	Huston Street
2015	Roberto Osuna	4th	Carlos Correa
2019	Cavan Biggio	5th	Yordan Alvarez
	Vladimir Guerrero Jr.	7th	—

WINNING THE GAME AFTER GETTING OUTHIT BY 9 OR MORE

The Blue Jays have won two games in Club history when being outhit by at least nine:
 Oct. 2, 1977 vs. CLE (outhit by 9, won 11-2)
 Sept. 24, 2010 vs. BAL (outhit by 11, won 16-5)



BLUE JAYS AND THE MVP VOTING

YEAR	WINNER	PTS	BLUE JAYS	RANK	PTS
1981	Rollie Fingers	319	Dave Stieb	T27	1
1982	Robin Yount	385	Damaso Garcia	T26	5
1983	Cal Ripken	322	Willie Upshaw	11	41.5
			Lloyd Moseby	14	21
1984	Willie Hernandez	306	Willie Upshaw	T16	8
			George Bell	T16	5
			Dave Stieb	T23	4
			Lloyd Moseby	T23	4
			Doyle Alexander	T27	1
1985	Don Mattingly	367	Jesse Barfield	7	88
			George Bell	8	84
			Tom Henke	20	5
			Dennis Lamp	T21	3
			Doyle Alexander	T21	3
			Damaso Garcia	24	2
1986	Roger Clemens	339	George Bell	4	125
			Jesse Barfield	5	107
			Tony Fernandez	14	17
1987	GEORGE BELL	332	George Bell	1	332
			Tony Fernandez	8	79
			Tom Henke	T13	14
1988	Jose Canseco	392	Fred McGriff	17	9
			Tony Fernandez	26	1
1989	Robin Yount	205	George Bell	4	205
			Fred McGriff	6	96
			Tony Fernandez	19	9
			Mookie Wilson	T25	1
1990	Rickey Henderson	317	Kelly Gruber	4	175
			Fred McGriff	10	30
			Dave Stieb	T25	1
1991	Cal Ripken	318	Joe Carter	5	136
			Roberto Alomar	6	128
			Devon White	16	15
1992	Dennis Eckersley	306	Joe Carter	3	201
			Dave Winfield	5	141
			Roberto Alomar	6	118
			Jack Morris	13	18
1993	Frank Thomas	392	Paul Molitor	2	209
			John Olerud	3	198
			Roberto Alomar	6	102
			Joe Carter	12	25
			Duane Ward	22	3
1994	Frank Thomas	372	Joe Carter	10	35
			Paul Molitor	T18	9
1997	Ken Griffey Jr.	392	Roger Clemens	10	56
1998	Juan Gonzalez	357	Roger Clemens	11	49
1999	Ivan Rodriguez	252	Shawn Green	9	44
			Carlos Delgado	12	16
2000	Jason Giambi	317	Carlos Delgado	4	206
			David Wells	18	2
2001	Ichiro Suzuki	289	Shannon Stewart	T25	1
2003	Alex Rodriguez	242	Carlos Delgado	2	213
2006	Justin Morneau	320	Vernon Wells	T22	3
			Troy Glaus	T31	1
2009	Joe Mauer	387	Aaron Hill	T12	23
			Adam Lind	15	14
2010	Josh Hamilton	358	Jose Bautista	4	165
2011	Justin Verlander	280	Jose Bautista	3	231
2012	Miguel Cabrera	362	Edwin Encarnacion	11	33
2013	Miguel Cabrera	385	Edwin Encarnacion	14	7
2014	Mike Trout	420	Jose Bautista	6	122
2015	JOSH DONALDSON	385	Josh Donaldson	1	385
			Jose Bautista	8	82
			Edwin Encarnacion	12	38
			Russell Martin	24	2
2016	Mike Trout	356	Josh Donaldson	4	200
			Edwin Encarnacion	14	7
2017	Jose Altuve	405	Josh Donaldson	T22	1
2020	José Abreu	374	Teoscar Hernández	11	8
			Hyun Jin Ryu	T13	4

BIOGRAPHIES

LAST SEASON

HISTORY

RECORDS

OPPONENTS

PLAYER DEV.

MEDIA & MISC.



MAJOR LEAGUE AWARDS

ALLAN H. SELIG AWARD FOR PHILANTHROPIC EXCELLENCE

The Allan H. Selig Award for Philanthropic Excellence, formerly known as the Commissioner's Award for Philanthropic Excellence, was created in 2010 to recognize the charitable and philanthropic efforts of MLB Clubs. The Toronto Blue Jays are one of just two clubs to have received the Award twice:

2012:

Honoured for the Toronto Blue Jays Baseball Academy, a series of initiatives to help support youth across Canada and provide them with opportunities on and off the field of play, including Rookie League, Field of Dreams, Super Camps and Instructional Clinics.

2020:

Acknowledged for their extensive efforts throughout the COVID-19 pandemic, including 8.1 million meals delivered to food insecure Canadians; 14,200 youth in Jays Care virtual programming; 1,500 teachers, youth leaders, and volunteers trained to run best-in-class virtual programming; 20,000 volunteer hours provided from Blue Jays, Jays Care, and Rogers staff from coast-to-coast-to-coast; and 2,000 adaptive equipment kits delivered to families of children living with disabilities (Challenger Baseball).

CLUB AWARDS

BOBBY MATTICK AND AL LAMACCHIA AWARDS

In 1996, the Blue Jays organization established two awards: the **Bobby Mattick Player Development Award** and the **Al LaMacchia Scouting Award**. The awards were created to acknowledge the dedication, success and work ethic of Blue Jays baseball operations personnel, attributes so aptly displayed by the awards' namesakes. The Bobby Mattick Award was named after the longtime baseball executive who had spent 25 years of his career with the Blue Jays. The late Bobby Mattick was responsible for the development of many of the young players who have gone through the Blue Jays system. As well as being Director of Player Development for many years he also managed the Major League Blue Jays for two seasons in 1980 and 1981. The Al LaMacchia Award was named after the veteran scout who spent 20 seasons with the Blue Jays. The late Al LaMacchia's scouting talents have been deeply etched in the Blue Jays short history. In 2003, the Blue Jays introduced a **Community Service Award**. In 2009, the Blue Jays began giving out an award for the **Pro-Scout of the Year Award**.

	Bobby Mattick	Al LaMacchia	Community Service	Pro Scout	International Staff Member
1996	Rockett Wheeler	Duane Larson	--	--	
1997	Omar Malave	Jim Hughes	--	--	
1998	Rolando Pino	Tom Hinkle	--	--	
1999	Bruce Walton	Ellis Dungan	--	--	
2000	Marty Pevey	Tim Wilken	--	--	
2001	Dan Rajkowski	David Blume	--	--	
2002	Dane Johnson	Charles Aliano	--	--	
2003	Mike Basso	Ty Nichols	Cameron Reimers	--	
2004	Ken Joyce	Andy Beene	Tim Whittaker	--	
2005	Rick Langford	Demerius Pittman	Justin Singleton	--	
2006	Dennis Holmberg	Tom Burns	Brian Bormaster	--	
2007	Gary Cathcart	Marc Tramuta	David Corrente	--	
2008	Clayton McCullough	Aaron Jersild	Justin Jackson	--	
2009	Charlie Wilson	Matt Briggs	Alberto Quintana	Jim D'Aloia	
2010	Dane Johnson	Tim Rooney	Matt Daly	Kevin Briand	
2011	Dennis Holmberg	John Hendricks	Anthony Gose	Tom Clark	
2012	Chad Mottola	Blake Crosby	Daniel Barnes	Jim Skaalen	
2013	Mike Mordecai	Ryan Fox	Kevin Nolan	David May	
2014	Stubby Clapp	Nate Murrie	Taylor Cole	Matt Anderson	
2015	Bobby Meacham	Jim Lentine	L.B. Dantzler	Ted Lekas	Luciano Del Rosario

HOWARD STARKMAN AWARD

On April 10, 2014, the Blue Jays created the **Howard Starkman Award** which is presented annually to the Employee of the Year. It is granted annually to a Toronto Blue Jays Baseball Club employee who best exemplifies the values of integrity, innovation, accountability, team work and a passion for winning.

2014	Howard Starkman
2015	Charlie Wilson
2016	Karyn Gottschalk
2017	Tom Farrell
2018	Harry Einbinder
2019	Michelle Seniuk



R. HOWARD WEBSTER AWARDS

In 1982 the Blue Jays established a set of awards to be bestowed annually upon the 'Most Valuable Player' on each Blue Jay farm club. The awards are named in honour of R. Howard Webster, who was the first Chairman of the Board for the Toronto Blue Jays.

Year	AAA Syracuse	AA Knoxville	A Kinston	A Florence	A	Rookie Medicine Hat	Rookie Bradenton
1982	T. Fernandez	T. Thompson	D. Shipanoff	K. Kinnard		C. Johnston	E. Bolivar
1983	T. Fernandez	D. Shipanoff	J. Escobar	C. Fielder		R. Robbins	S. Escobar
1984	F. Manrique	M. Sharpeson	L. Aquino	P. Borders		R. Ducey	S. Garcia
1985	R. Leach	S. Davis	E. Yelding	S. Campusano		G. Berroa	D. Martinez
1986	M. Sharpeson	G. Hill	Ventura G. Myers	P. Munoz	St. Catharines W. Blair	M. Whiten	
1987	T. Stottlemire	G. Berroa	Dunedin S. Cummings	L. Linton	D. Bell	A. Dziadkowiec	
1988	A. Infante	A. Sanchez	P. Munoz	L. Sojo	W. Williams	E. Mendez	W. Rojas
1989	G. Hill	D. Bell	N. Cromwell	R. Gianelli	G. O'Halloran	S. Holtzclaw	
1990	M. Whiten	T. Quinlan	J. Kent	M. Ogliaruso	C. Delgado	B. Bowers	
1991	D. Bell	J. Kent	N. Wilson	H. Battle	R. Butler	F. Crespo	Gulf Coast C. Stynes
1992	B. Davis	J. De La Rosa	C. Delgado	A. Gonzalez	T. Crabtree	J. Hererra	T. Brito
1993	R. Perez	C. Delgado	C. Weinke	D.J. Boston	A. Beltran	L. De La Cruz	A. Hightower
1994	S. Green	C. Stynes	K. Harmes	D. Sinnes	J. Ladd	J. Mosquera	K. Escobar
1995	R. Perez	S. Stewart	J. Patzke	J. Ladd	J. Young	M. Peebles	M. Whitlock
1996	S. Stewart	R. Jones	R. Halladay	M. Whitlock	W. Skett	R. Stromsberg	
1997	R. Butler	K Witt	W. Skett	L. Lopez	S. Langaigue	G. Morrison	
1998	P. Lennon	L. Lopez	B. Abernathy	J. Sneed	J. Kingery	J. Gibbons	
1999	L. Lopez	T. Giles	C. Izturis	J. Nunez	B. Jackson	G. Chacin	
2000	C. Mottola	Tennessee J. Gibbons	J. Lawrence	R. Johnson	Queens M. Malpica	J. Johnson	
2001	L. Lopez	J. Phelps	R. Thompson	Charleston A. McCulloch	Auburn M. Mayorson	N. Tempesta	
2002	G. Burnham	V. Chulk	D. Rich	M. Snyder	J. Owens	J. DeJong	
2003	S. Pond	New Haven A. Rios	J. Harper	R. Medina	V. Chiaravallotti	Pulaski R. Diaz	
2004	G. Williams	New Hampshire A. Hill	I. Ramirez	C. Johnston	A. Lind	Y. Rodriguez	
2005	J. Griffin	J. Banks	A. Lind	Lansing C. Snaveley	R. Patterson	J. Butler	
2006	K. Barker	A. Lind	R. Patterson	C. Cheng	J. Campbell	T. Snider	
2007	J. Banks	D. Smith	J. Kreuzer	T. Snider	B. Cecil	--	J. Chavez
2008	D. Purcey	S. Campbell	B. Dopriak	M. Rzepczynski	R. Bell	--	B. Fuenmayer
2009	Las Vegas R. Ruiz	B. Doprak	M. Sierra	J. Chavez	S. Ochinko	--	C. Perez
2010	J. Arencibia	E. Thames	M. McDade	S. Ochinko	C. Perez	--	J. Marisnick
2011	D. Cooper	T. d'Arnaud	A. Jimenez	J. Marisnik	Vancouver J. Nicolino	Bluefield C. Hawkins	J. Rosado
2012	A. Hechavarria	R. Goins	D. Barnes	J. Nicolino	J. Avendano	C. Lopes	A. Tirado
2013	R. Goins	B. Glenn	J. Berti	D. Smith Jr.	L. Dantzler	M. Dean	F. Barreto
2014	K. Pillar	J. Berti	D. Smith Jr.	M. Nay	F. Barreto	R. Urena	J. Kelly
2015	M. Hague	R. Schimpf	W. Browning	R. McBroom	R. Hissey	R. Orozco	J. Maese



OPENING DAY

SEASON OPENERS (22-22)

DATE	OPPONENT	W/L	SCORE	WP	LP	ATT
April 7, 1977	Chicago (AL)	W	9-5	Johnson	Brett	44,649
April 7, 1978	at Detroit	L	2-6	Fliryoh	Lemanczyk	52,528
April 5, 1979	at Kansas City	L	2-11	Leonard	Underwood	37,754
April 9, 1980	at Seattle	L	6-8	Parrott	Lemanczyk	22,588
April 9, 1981	at Detroit	L	2-6	Morris	McLaughlin	51,452
April 9, 1982	Milwaukee	L	4-15	Vuckovich	Bomback	30,216
April 5, 1983	at Boston	W	7-1	Stieb	Eckersley	33,852
April 4, 1984	at Seattle	L	2-3 (10)	Stanton	Lamp	43,200
April 8, 1985	at Kansas City	L	1-2	Black	Stieb	41,086
April 8, 1986	at Texas	L	3-6	Guzman	Stieb	40,602
April 6, 1987	Cleveland	W	7-3	Key	Candiotti	40,404
April 4, 1988	at Kansas City	W	5-3	Key	Saberhagen	40,648
April 3, 1989	at Kansas City	W	4-3	Key	Gubicza	38,595
April 9, 1990	at Texas	L	2-4	Ryan	Stottlemyre	40,907
April 8, 1991	Boston	L	2-6	Clemens	Stieb	50,114
April 6, 1992	at Detroit	W	4-2	Morris	Gullickson	51,068
April 6, 1993	at Seattle	L	1-8	Johnson	Morris	56,120
April 4, 1994	Chicago	W	7-3	Guzman	McDowell	50,484
April 26, 1995	Oakland	W	13-1	Cone	Stewart	50,426
April 1, 1996	at Oakland (Las Vegas)	W	9-6	Hanson	Reyes	7,294
April 1, 1997	Chicago (AL)	L	5-6 (10)	Castillo	Plesac	40,299
April 1, 1998	Minnesota	W	3-2	Clemens	Tewksbury	41,387
April 6, 1999	at Minnesota	L	1-6	Radke	Hentgen	45,601
April 3, 2000	Kansas City	W	5-4	Koch	Spradlin	40,898
April 1, 2001	Texas (Puerto Rico)	W	8-1	Loaiza	Helling	19,891
April 1, 2002	at Boston	W	12-11	Escobar	Urbina	33,520
March 31, 2003	New York (AL)	L	4-8	Clemens	Halladay	50,119
April 5, 2004	Detroit	L	0-7	Johnson	Halladay	47,817
April 4, 2005	at Tampa Bay	W	5-2	Halladay	Brazelton	26,018
April 4, 2006	Minnesota	W	6-3	Halladay	Santana	50,449
April 2, 2007	at Detroit	W	5-3 (10)	Frasor	Rodney	44,297
April 1, 2008	at New York (AL)	L	2-3	Wang	Halladay	55,112
April 6, 2009	Detroit	W	12-5	Halladay	Verlander	48,027
April 5, 2010	at Texas	L	4-5	Francisco	Frasor	50,299
April 1, 2011	Minnesota	W	13-3	Romero	Pavano	47,984
April 5, 2012	at Cleveland	W	7-4 (16)	Perez	Asencio	43,190
April 2, 2013	Cleveland	L	1-4	Masterson	Dickey	48,857
March 31, 2014	at Tampa Bay	L	2-9	Price	Dickey	31,042
April 6, 2015	at New York (AL)	W	6-1	Hutchison	Tanaka	48,469
April 3, 2016	at Tampa Bay	W	5-3	Stroman	Archer	31,042
April 3, 2017	at Baltimore	L	2-3 (11)	Wilson	Grilli	45,667
March 29, 2018	New York (AL)	L	1-6	Severino	Happ	48,115
March 28, 2019	Detroit	L	0-2 (10)	Alcantara	Hudson	45,048
July 24, 2020	at Tampa Bay	W	6-4	Romano	Morton	0

BIographies

LAST SEASON

HISTORY

RECORDS

OPPONENTS

PLAYER DEV.

MEDIA & MISC.



HOME OPENERS (27-17)

DATE	OPPONENT	W/L	SCORE	WP	LP	ATT
April 7, 1977	Chicago (AL)	W	9-5	Johnson	Brett	44,649
April 14, 1978	Detroit	W	10-8	Kirkwood	Wilcox	35,761
April 13, 1979	Kansas City	W	4-1	Clancy	Spittorf	40,035
April 16, 1980	Milwaukee	W	11-2	Stieb	Slaton	12,688
April 13, 1981	New York (AL)	W	5-1	Clancy	John	25,112
April 9, 1982	Milwaukee	L	4-15	Vuckovich	Bomback	30,216
April 9, 1983	New York (AL)	W	7-4	Jackson	Gossage	36,459
April 17, 1984	Baltimore	W	3-2	Key	T.Martinez	35,602
April 16, 1985	Texas	L	4-9	Mason	Leal	41,284
April 14, 1986	Baltimore	L	1-2	Boddicker	Alexander	43,587
April 6, 1987	Cleveland	W	7-3	Key	Candiotti	40,404
April 11, 1988	New York (AL)	W	17-9	Wells	Rhoden	45,185
April 14, 1989	Kansas City	W	3-0	Key	Leibrandt	46,028
April 10, 1990	Texas	W	2-1	Stieb	Hough	49,673
April 8, 1991	Boston	L	2-6	Clemens	Stieb	50,114
April 10, 1992	Baltimore	W	4-3	Hentgen	Olson	50,424
April 9, 1993	Cleveland	W	13-10	Eichhorn	Powder	50,533
April 4, 1994	Chicago (AL)	W	7-3	Guzman	McDowell	50,484
April 26, 1995	Oakland	W	13-1	Cone	Stewart	50,426
April 9, 1996	California	W	5-0	Hentgen	Langston	36,316
April 1, 1997	Chicago (AL)	L	5-6(10)	Castillo	Plesac	40,299
April 1, 1998	Minnesota	W	3-2	Clemens	Tewksbury	41,387
April 12, 1999	Tampa Bay	W	7-1	Wells	Saunders	37,160
April 3, 2000	Kansas City	W	5-4	Koch	Spradlin	40,898
April 9, 2001	Tampa Bay	W	8-1	Hamilton	Wilson	48,115
April 4, 2002	Minnesota	W	7-2	Halladay	Mays	47,469
March 31, 2003	New York (AL)	L	4-8	Clemens	Halladay	50,119
April 5, 2004	Detroit	L	0-7	Johnson	Halladay	47,817
April 8, 2005	Boston	L	5-6	Arroyo	Bush	50,560
April 4, 2006	Minnesota	W	6-3	Halladay	Santana	50,449
April 9, 2007	Kansas City	W	9-1	Burnett	Perez	50,125
April 4, 2008	Boston	W	6-3	Marcum	Aardsma	50,171
April 6, 2009	Detroit	W	12-5	Halladay	Verlander	48,027
April 12, 2010	Chicago (AL)	L	7-8	Thornton	Accardo	46,321
April 1, 2011	Minnesota	W	13-3	Romero	Pavano	47,984
April 9, 2012	Boston	L	2-4	Atchison	Santos	48,473
April 2, 2013	Cleveland	L	1-4	Masterston	Dickey	48,857
April 4, 2014	New York (AL)	L	3-7	Tanaka	McGowan	48,197
April 13, 2015	Tampa Bay	L	1-2	Odorizzi	Dickey	48,414
April 8, 2016	Boston	L	7-8	Barnes	Storen	48,871
April 11, 2017	Milwaukee	L	3-4	Peralta	Happ	48,456
March 29, 2018	New York (AL)	L	1-6	Severino	Happ	48,115
March 28, 2019	Detroit	L	0-2 (10)	Alcantara	Hudson	45,048
August 11, 2020	Miami	W	5-4 (10)	Cole	Tarpley	0

SEASON OPENING DAY

RECORDS

OVERALL RECORD:	22-22
HOME OPENERS:	27-17
EXTRA INNINGS:	2-4
MOST RUNS:	13, 2x, last: April 1, 2011 vs. Minnesota
MOST HITS:	16 vs. Chicago, April 7, 1977
FEWEST HITS:	2 vs. New York (AL), March 29, 2018 & vs. Detroit, March 28, 2019
MOST RUNS, OPPONENT:	15 vs. Milwaukee, April 9, 1982
MOST HITS, OPPONENT:	16 vs. Milwaukee, April 9, 1982
FEWEST HITS, OPPONENT:	3 at Boston, April 5, 1983 & at New York (AL), April 6, 2015
EARLIEST OPENING DAY:	vs. Detroit, March 28, 2019
LATEST OPENING DAY:	at Tampa Bay, July 24, 2020
RECORD VS. OPPONENTS:	Baltimore, 0-1; Boston, 2-1; Chicago, 2-1; Cleveland, 2-1; Detroit, 3-4; Kansas City, 3-2; Milwaukee, 0-1; Minnesota, 3-1; New York, 1-3; Oakland, 2-0; Seattle, 0-3; Tampa Bay, 3-1; Texas, 1-3
MOST STARTS:	Roy Halladay (7)
MOST WINS:	Roy Halladay (3), Jimmy Key (3)
MOST LOSSES:	Dave Stieb (3), Roy Halladay (3)
LARGEST OPENING DAY CROWD:	50,560, April 8, 2005 vs. Boston
SMALLEST OPENING DAY CROWD:	12,688, April 16, 1980 vs. Milwaukee; 0, July 24, 2020 at Tampa Bay



LINEUPS

1977

vs. CHICAGO

John Scott	-LF
Hector Torres	-SS
Doug Ault	-1B
Otto Velez	-DH
Gary Woods	-CF
Steve Bowling	-RF
Pedro Garcia	-2B
Dave McKay	-3B
Rick Cerone	-C
Bill Singer	-P
Roy Hartsfield	-MGR

1981

at DETROIT

Alfredo Griffin	-SS
Lloyd Moseby	-CF
Otto Velez	-DH
John Mayberry	-1B
Willie Upshaw	-LF
Damaso Garcia	-2B
Barry Bonnell	-RF
Danny Ainge	-3B
Ernie Whitt	-C
Jim Clancy	-P
Bob Mattick	-MGR

1985

at KANSAS CITY

Damaso Garcia	-2B
Lloyd Moseby	-CF
George Bell	-LF
Jesse Barfield	-RF
Jeff Burroughs	-DH
Willie Upshaw	-1B
Buck Martinez	-C
Garth Iorg	-3B
Tony Fernandez	-SS
Dave Stieb	-P
Bobby Cox	-MGR

1989

at KANSAS CITY

Lloyd Moseby	-CF
Rance Mulliniks	-3B
Tony Fernandez	-SS
George Bell	-LF
Fred McGriff	-1B
Jesse Barfield	-RF
Ernie Whitt	-C
Nelson Liriano	-DH
Manny Lee	2B
Jimmy Key	-P
Jimmy Williams	-MGR

1978

at DETROIT

Rick Bosetti	-CF
Al Woods	-LF
Roy Howell	-3B
Rico Carty	-DH
John Mayberry	-1B
Tommy Hutton	-RF
Dave McKay	-2B
Luis Gomez	-SS
Alan Ashby	-C
Dave Lemanczyk	-P
Roy Hartsfield	-MGR

1982

vs. MILWAUKEE

Alfredo Griffin	-SS
Al Woods	-LF
Lloyd Moseby	-CF
Willie Upshaw	-1B
John Mayberry	-DH
Jesse Barfield	-RF
Ernie Whitt	-C
Damaso Garcia	-2B
Rance Mulliniks	-3B
Mark Bomback	-P
Bobby Cox	-MGR

1986

at TEXAS

Lloyd Moseby	-CF
Tony Fernandez	-SS
Rance Mulliniks	-3B
Willie Upshaw	-1B
George Bell	-LF
Jesse Barfield	-RF
Ernie Whitt	-C
Cecil Fielder	-DH
Damaso Garcia	-2B
Dave Stieb	-P
Jimmy Williams	-MGR

1990

at TEXAS

Tony Fernandez	-SS
Mookie Wilson	-CF
Kelly Gruber	-3B
George Bell	-LF
Fred McGriff	-1B
John Olerud	-DH
Greg Myers	-C
Nelson Liriano	-2B
Junior Felix	-RF
Todd Stottlemeyer	-P
Cito Gaston	-MGR

1979

at KANSAS CITY

Alfredo Griffin	-SS
Bob Bailor	-RF
Roy Howell	-3B
Rico Carty	-DH
John Mayberry	-1B
Rick Bosetti	-CF
Bobby Brown	-LF
Dave McKay	-2B
Rick Cerone	-C
Tom Underwood	-P
Roy Hartsfield	-MGR

1983

at BOSTON

Damaso Garcia	-2B
Dave Collins	-LF
Willie Upshaw	-1B
Cliff Johnson	-DH
Jesse Barfield	-RF
Ernie Whitt	-C
Lloyd Moseby	-CF
Rance Mulliniks	-3B
Alfredo Griffin	-SS
Dave Stieb	-P
Bobby Cox	-MGR

1987

vs. CLEVELAND

Tony Fernandez	-SS
Rance Mulliniks	-3B
Lloyd Moseby	-CF
George Bell	-LF
Jesse Barfield	-RF
Willie Upshaw	-1B
Ernie Whitt	-C
Fred McGriff	-DH
Mike Sharperson	-2B
Jimmy Key	-P
Jimmy Williams	-MGR

1991

vs. BOSTON

Devon White	-CF
Roberto Alomar	-2B
Kelly Gruber	-3B
Joe Carter	-RF
John Olerud	-1B
Rance Mulliniks	-DH
Greg Myers	-C
Manuel Lee	-SS
Mookie Wilson	-LF
Dave Stieb	-P
Cito Gaston	-MGR

1980

at SEATTLE

Alfredo Griffin	-SS
Bob Bailor	-RF
John Mayberry	-1B
Otto Velez	-DH
Roy Howell	-3B
Barry Bonnell	-LF
Rick Bosetti	-CF
Damaso Garcia	-2B
Ernie Whitt	-C
Dave Lemanczyk	-P
Bob Mattick	-MGR

1984

at SEATTLE

Damaso Garcia	-2B
Rance Mulliniks	-3B
Lloyd Moseby	-CF
Willie Upshaw	-1B
Cliff Johnson	-DH
George Bell	-LF
Jesse Barfield	-RF
Ernie Whitt	-C
Alfredo Griffin	-SS
Jim Clancy	-P
Bobby Cox	-MGR

1988

at KANSAS CITY

Nelson Liriano	-2B
Lloyd Moseby	-LF
Tony Fernandez	-SS
George Bell	-DH
Rance Mulliniks	-3B
Ernie Whitt	-C
Jesse Barfield	-RF
Fred McGriff	-1B
Sil Campusano	-CF
Jimmy Key	-P
Jimmy Williams	-MGR

1992

at DETROIT

Devon White	-CF
Roberto Alomar	-2B
Joe Carter	-RF
Dave Winfield	-DH
Kelly Gruber	-3B
John Olerud	-1B
Derek Bell	-LF
Pat Borders	-SS
Manuel Lee	-C
Jack Morris	-P
Cito Gaston	-MGR



1993**at SEATTLE**

Devon White	-CF
Roberto Alomar	-2B
Paul Molitor	-DH
Joe Carter	-LF
Darrin Jackson	-RF
Domingo Martinez	-1B
Ed Sprague	-3B
Pat Borders	-C
Dick Schofield	-SS
Jack Morris	-P
Cito Gaston	-MGR

1997**vs. CHICAGO**

Otis Nixon	-CF
Carlos Garcia	-2B
Orlando Merced	-RF
Joe Carter	-1B
Ed Sprague	-3B
Carlos Delgado	-DH
Benito Santiago	-C
Shawn Green	-LF
Alex Gonzalez	-SS
Pat Hentgen	-P
Cito Gaston	-MGR

2001**vs. TEXAS (Puerto Rico)**

Shannon Stewart	-LF
Alex Gonzalez	-SS
Raul Mondesi	-RF
Carlos Delgado	-1B
Brad Fullmer	-DH
Tony Batista	-3B
Darrin Fletcher	-C
Jose Cruz Jr.	-CF
Homer Bush	-2B
Esteban Loaiza	-P
Buck Martinez	-MGR

2005**at TAMPA BAY**

Frank Catalanotto	-LF
Orlando Hudson	-2B
Vernon Wells	-CF
Corey Koskie	-3B
She Hillenbrand	-DH
Eric Hinske	-1B
Gregg Zaun	-C
Gabe Gross	-RF
Russ Adams	-SS
Roy Halladay	-P
John Gibbons	-MGR

1994**vs. CHICAGO**

Devon White	-CF
Roberto Alomar	-2B
Paul Molitor	-DH
Joe Carter	-RF
John Olerud	-1B
Carlos Delgado	-LF
Ed Sprague	-3B
Pat Borders	-C
Alex Gonzalez	-SS
Juan Guzman	-P
Cito Gaston	-MGR

1998**vs. MINNESOTA**

Shannon Stewart	-LF
Tony Fernandez	-2B
Shawn Green	-RF
Jose Canseco	-DH
Mike Stanley	-1B
Darrin Fletcher	-C
Ed Sprague	-3B
Jose Cruz Jr.	-CF
Alex Gonzalez	-SS
Roger Clemens	-P
Tim Johnson	-MGR

2002**at BOSTON**

Shannon Stewart	-DH
Eric Hinske	-3B
Raul Mondesi	-RF
Carlos Delgado	-1B
Jose Cruz Jr.	-LF
Darrin Fletcher	-C
Vernon Wells	-CF
Homer Bush	-2B
Felipe Lopez	-SS
Chris Carpenter	-P
Buck Martinez	-MGR

2006**vs. MINNESOTA**

Reed Johnson	-LF
Alex Rios	-RF
Vernon Wells	-CF
Troy Glaus	-3B
Lyle Overbay	-1B
Shea Hillenbrand	-DH
Bengie Molina	-C
Aaron Hill	-2B
Russ Adams	-SS
Roy Halladay	-P
John Gibbons	-MGR

1995**vs. OAKLAND**

Devon White	-CF
Alex Gonzalez	-SS
Paul Molitor	-DH
Joe Carter	-LF
John Olerud	-1B
Roberto Alomar	-2B
Shawn Green	-RF
Ed Sprague	-3B
Lance Parrish	-C
David Cone	-P
Cito Gaston	-MGR

1999**at MINNESOTA**

Shannon Stewart	-LF
Homer Bush	-2B
Shawn Green	-RF
Dave Hollins	-DH
Carlos Delgado	-1B
Tony Fernandez	-3B
Jose Cruz Jr.	-CF
Darrin Fletcher	-C
Alex Gonzalez	-SS
Pat Hentgen	-P
Jim Fregosi	-MGR

2003**vs. NEW YORK**

Shannon Stewart	-LF
Frank Catalanotto	-RF
Vernon Wells	-CF
Carlos Delgado	-1B
Josh Phelps	-DH
Eric Hinske	-3B
Orlando Hudson	-2B
Chris Woodward	-SS
Ken Huckaby	-C
Roy Halladay	-P
Carlos Tosca	-MGR

2007**at DETROIT**

Reed Johnson	-LF
Lyle Overbay	-1B
Vernon Wells	-CF
Frank Thomas	-DH
Troy Glaus	-3B
Alex Rios	-RF
Aaron Hill	-2B
Gregg Zaun	-C
Royce Clayton	-SS
Roy Halladay	-P
John Gibbons	-MGR

1996**at OAKLAND (Las Vegas)**

Otis Nixon	-CF
Domingo Cedeño	-2B
Joe Carter	-LF
John Olerud	-DH
Ed Sprague	-3B
Carlos Delgado	-1B
Shawn Green	-RF
Sandy Martinez	-C
Alex Gonzalez	-SS
Erik Hanson	-P
Cito Gaston	-MGR

2000**vs. KANSAS CITY**

Shannon Stewart	-LF
Homer Bush	-2B
Raul Mondesi	-RF
Carlos Delgado	-1B
Brad Fullmer	-DH
Tony Batista	-3B
Darrin Fletcher	-C
Jose Cruz Jr.	-CF
Alex Gonzalez	-SS
David Wells	-P
Jim Fregosi	-MGR

2004**vs. DETROIT**

Reed Johnson	-RF
Frank Catalanotto	-LF
Vernon Wells	-CF
Carlos Delgado	-1B
Josh Phelps	-DH
Eric Hinske	-3B
Orlando Hudson	-2B
Chris Woodward	-SS
Kevin Cash	-C
Roy Halladay	-P
Carlos Tosca	-MGR

2008**at NEW YORK**

David Eckstein	-SS
Shannon Stewart	-LF
Alex Rios	-RF
Vernon Wells	-CF
Frank Thomas	-DH
Lyle Overbay	-1B
Aaron Hill	-2B
Marco Scutaro	-3B
Gregg Zaun	-C
Roy Halladay	-P
John Gibbons	-MGR



2009**vs. DETROIT**

Marco Scutaro -SS
 Aaron Hill -2B
 Alex Rios -RF
 Vernon Wells -CF
 Adam Lind -DH
 Scott Rolen -3B
 Lyle Overbay -1B
 Rod Barajas -C
 Travis Snider -LF
 Roy Halladay -P
 Cito Gaston -MGR

2013**vs. CLEVELAND**

Jose Reyes -SS
 Melky Cabrera -LF
 Jose Bautista -RF
 Edwin Encarnacion-1B
 Adam Lind -DH
 J.P. Arencibia -C
 Colby Rasmus -CF
 Maicer Izturis -3B
 Emilio Bonifacio -2B
 R.A. Dickey -P
 John Gibbons -MGR

2017**at BALTIMORE**

Devon Travis -2B
 Josh Donaldson -3B
 Jose Bautista -RF
 Kendrys Morales -DH
 Troy Tulowitzki -SS
 Russell Martin -C
 Steve Pearce -1B
 Kevin Pillar -CF
 Ezequiel Carrera -LF
 Marco Estrada -P
 John Gibbons -MGR

2010**at TEXAS**

Jose Bautista -RF
 Aaron Hill -2B
 Adam Lind -DH
 Vernon Wells -CF
 Lyle Overbay -1B
 John Buck -C
 Edwin Encarnacion-3B
 Alex Gonzalez -SS
 Travis Snider -LF
 Shaun Marcum -P
 Cito Gaston -MGR

2014**at TAMPA BAY**

Jose Reyes -SS
 Melky Cabrera -LF
 Jose Bautista -RF
 Edwin Encarnacion-1B
 Dioner Navarro -DH
 Brett Lawrie -3B
 Colby Rasmus -CF
 Maicer Izturis -2B
 Josh Thole -C
 R.A. Dickey -P
 John Gibbons -MGR

2018**vs. NEW YORK (AL)**

Devon Travis -2B
 Josh Donaldson -3B
 Justin Smoak -1B
 Curtis Granderson-LF
 Kendrys Morales -DH
 Randal Grichuk -RF
 Russell Martin -C
 Kevin Pillar -CF
 Aledmys Diaz -SS
 J.A. Happ -P
 John Gibbons -MGR

2011**vs. MINNESOTA**

Rajai Davis -CF
 Yunel Escobar -SS
 Jose Bautista -RF
 Adam Lind -1B
 Aaron Hill -2B
 Edwin Encarnacion-3B
 Travis Snider -LF
 Juan Rivera -DH
 J.P. Arencibia -C
 Ricky Romero -P
 John Farrell -MGR

2015**at NEW YORK**

Jose Reyes -SS
 Russell Martin -C
 Jose Bautista -RF
 Edwin Encarnacion-1B
 Josh Donaldson -3B
 Dioner Navarro -DH
 Dalton Pompey -CF
 Kevin Pillar -LF
 Devon Travis -2B
 Drew Hutchison -P
 John Gibbons -MGR

2019**vs. DETROIT**

Brandon Drury -3B
 Randal Grichuk -RF
 Teoscar Hernandez-LF
 Justin Smoak -1B
 Lourdes Gurriel Jr. -2B
 Kevin Pillar -CF
 Rowdy Tellez -DH
 Danny Jansen -C
 Freddy Galvis -SS
 Marcus Stroman -P
 Charlie Montoyo -MGR

2012**at CLEVELAND**

Yunel Escobar -SS
 Kelly Johnson -2B
 Jose Bautista -RF
 Adam Lind -1B
 Edwin Encarnacion-DH
 Brett Lawrie -3B
 Eric Thames -LF
 J.P. Arencibia -C
 Colby Rasmus -CF
 Ricky Romero -P
 John Farrell -MGR

2016**at TAMPA BAY**

Kevin Pillar -CF
 Josh Donaldson -3B
 Jose Bautista -RF
 Edwin Encarnacion-DH
 Troy Tulowitzki -SS
 Chris Colabello -1B
 Michael Saunders -LF
 Russell Martin -C
 Ryan Goins -2B
 Marcus Stroman -P
 John Gibbons -MGR

2020**at TAMPA BAY**

Bo Bichette -SS
 Cavan Biggio -2B
 Vladimir Guerrero Jr. -1B
 Travis Shaw -3B
 Randal Grichuk -CF
 Rowdy Tellez -DH
 Teoscar Hernandez-RF
 Derek Fisher -LF
 Danny Jansen -C
 Hyun Jin Ryu -P
 Charlie Montoyo -MGR





NATIONAL BASEBALL HALL OF FAME AND MUSEUM

25 Main Street, Cooperstown, New York 13326

Phone: (607) 547-7200

Public Relations: (607) 547-0215

E-mail address: info@baseballhall.org

Website: baseballhall.org

Summer Hours: Memorial Day Weekend - Labor Day Weekend: 9 a.m. to 9 p.m.

Regular Hours: 9 a.m. to 5 p.m.

Holiday Closings: Thanksgiving Day, Christmas Day, and New Year's Day.

DIRECTORY: Jane Forbes Clark (Chairman), Tim Mead (President), Jeff Jones (Senior Vice President of Finance and Administration), Sean Gahagan (Vice President, Retail Merchandising & Licensing), Erik Strohl (Vice President, Exhibitions and Collections), Ken Meifert (Vice President, Sponsorship & Development)
PR CONTACTS: Jon Shestakofsky (Vice President, Communications & Education) and Craig Muder (Comm. Director)

HALL OF FAME INDUCTION 2021: Sunday, July 25

Class of 2020: Derek Jeter, Marvin Miller, Ted Simmons and Larry Walker

BLUE JAYS IN THE HALL OF FAME

With the election of Roy Halladay in 2019, a total of eight former players, one manager and one executive in the Hall of Fame spent some of their professional careers with the Toronto Blue Jays. Halladay pitched for the Blue Jays from 1998-2009, earning six All-Star Game selections and the 2003 AL Cy Young Award. Bobby Cox managed the Blue Jays from 1982-85 and Frank Thomas played for the Blue Jays from 2007-08. Roberto Alomar spent five seasons (1991-1995) with the Blue Jays and was the first player to enter the Hall of Fame (in 2011) wearing a Blue Jays cap, while 2011 electee Pat Gillick joined the team's front office in 1978 and led the Jays to World Series titles in 1992 and 1993. Others with Jays ties include Rickey Henderson (1993), Paul Molitor (1993-1995), Jack Morris (1992-93), Phil Niekro (1987) and Dave Winfield (1992). For more information on Blue Jays in the Hall of Fame, visit the "Hall of Famers" team pages at www.baseballhall.org.

NOTABLE BLUE JAYS ARTIFACTS IN COOPERSTOWN

- Batting gloves worn by Cavan Biggio on Sept. 17, 2019, when he hit for the cycle.
- Jersey worn by Russell Martin on Canada Day 2017.
- Cap worn by Yan Gomes on May 17, 2012 when he became the first Brazilian to appear in an MLB game.
- Jersey worn by Frank Thomas to hit his 500th HR on June 28, 2007.
- Bat used by Carlos Delgado to hit four home runs in one game on Sept. 25, 2003.
- Bat used by Cliff Johnson to set a record for most career pinch hit home runs (19).
- Ball from Roger Clemens' 200th career win against the New York Yankees on May 21, 1997.
- Bat used by Joe Carter to hit his game-winning home run in Game 6 of the 1993 World Series against the Philadelphia Phillies.

A LOOK AHEAD TO 2022

Ballots for the 2022 Hall of Fame/BBWAA election will be distributed following the 2021 season with results from the voting scheduled to be announced in January 2022. A partial list of first-year candidates for election includes Prince Fielder, David Ortiz, Alex Rodríguez and Mark Teixeira. Historical information on past BBWAA elections and the election process can be accessed at www.baseballhall.org or by contacting the Hall of Fame Communications department.

CONNECT TO COOPERSTOWN

- For up-to-the-minute news from Cooperstown, visit at www.baseballhall.org. Stay up-to-date on all the activity at the Hall of Fame's official site, on Twitter @baseballhall and through social networking on Facebook, Instagram and YouTube.
- If you would like to receive interesting stories and timely news items direct from the Hall of Fame and get the inside track on the latest happenings in Cooperstown, sign up for *Inside Pitch*. There's no cost to receive our weekly electronic newsletter in your e-mail box at home or work and it's easy to enroll: Just log on to www.baseballhall.org/media/museum-facts.
- If you have an interest in receiving *Around The Horn*, the Hall's monthly media newsletter, please send an e-mail to info@baseballhall.org. Be sure to include your name, name of organization and e-mail address. Or visit www.baseballhall.org/media-info.

RESEARCH ASSISTANCE

The Hall of Fame is pleased to provide assistance in baseball research and members of the media are encouraged to utilize this valuable baseball resource whenever necessary by calling the Public Relations department at (607) 547-0215, or the Library Reference desk at (607) 547-0330.



Batting gloves worn by Cavan Biggio on Sept. 17, 2019, when he hit for the cycle.



TORONTO BLUE JAYS RECORDS

CAVAN BIGGIO

SEASON RECORDS

CLUB STATISTICS

YEAR-BY-YEAR RECORD

YEAR	WON-LOST	PCT	HOME	PCT	ROAD	PCT	POS	GB	MANAGER
1977	54-107	.335	25-55	.313	29-52	.358	7th	45.5	Roy Hartsfield
1978	59-102	.366	37-44	.457	22-58	.275	7th	50.0	Roy Hartsfield
1979	53-109	.327	32-49	.395	21-60	.259	7th	50.5	Roy Hartsfield
1980	67-95	.414	35-46	.432	32-49	.395	7th	36.0	Bob Mattick
1981	16-42	.276	17-36	.320	20-33	.377	7th	19.0	Bob Mattick
	21-27	.438					7th	7.5	Bob Mattick
	78-84	.481	44-37	.543	34-47	.420	16th	17.0	Bobby Cox
1982	78-84	.481	44-37	.543	34-47	.420	16th	17.0	Bobby Cox
1983	89-73	.549	48-33	.593	41-40	.506	4th	9.0	Bobby Cox
1984	89-73	.549	49-32	.605	40-41	.494	2nd	15.0	Bobby Cox
1985	99-62	.615	54-26	.675	45-36	.556	1st	+2.0	Bobby Cox
1986	86-76	.531	42-39	.519	44-37	.543	4th	9.5	Jimmy Williams
1987	96-66	.593	52-29	.642	44-37	.543	2nd	2.0	Jimmy Williams
1988	87-75	.537	45-36	.556	42-39	.519	T3rd	2.0	Jimmy Williams
1989	89-73	.549	46-35	.568	43-38	.531	1st	+2.0	Williams/Gaston
1990	86-76	.531	44-37	.543	42-39	.519	2nd	2.0	Cito Gaston
1991	91-71	.562	46-35	.568	45-36	.556	1st	+7.0	Gaston/Tenace
1992	96-66	.593	53-28	.654	43-38	.531	1st	+4.0	Cito Gaston
1993	95-67	.586	48-33	.593	47-34	.580	1st	+7.0	Cito Gaston
1994	55-60	.478	33-26	.559	22-34	.393	3rd	4.0	Cito Gaston
1995	56-88	.389	29-43	.403	27-45	.375	5th	31.0	Cito Gaston
1996	74-88	.457	35-46	.432	39-42	.481	4th	18.0	Cito Gaston
1997	76-86	.469	42-39	.519	34-47	.420	5th	22.0	Gaston/Queen
1998	88-74	.543	51-30	.630	37-44	.457	3rd	26.0	Tim Johnson
1999	84-78	.519	40-41	.494	44-37	.543	3rd	14.0	Jim Fregosi
2000	83-79	.512	45-36	.556	38-43	.469	3rd	4.5	Jim Fregosi
2001	80-82	.493	40-42	.488	40-40	.500	3rd	16.0	Buck Martinez
2002	78-84	.481	42-39	.519	36-45	.444	3rd	25.5	Martinez/Tosca
2003	86-76	.530	41-40	.506	45-36	.556	3rd	15.0	Carlos Tosca
2004	67-94	.416	40-41	.494	27-53	.338	5th	33.5	Tosca/Gibbons
2005	80-82	.494	43-38	.531	37-44	.457	3rd	15.0	John Gibbons
2006	87-75	.537	50-31	.617	37-44	.457	2nd	10.0	John Gibbons
2007	83-79	.512	49-32	.605	34-47	.420	3rd	13.0	John Gibbons
2008	86-76	.531	47-34	.580	39-42	.481	4th	11.0	Gibbons/Gaston
2009	75-87	.463	44-37	.543	31-50	.383	4th	28.0	Cito Gaston
2010	85-77	.525	45-33	.577	40-44	.476	4th	11.0	Cito Gaston
2011	81-81	.500	42-39	.519	39-42	.481	4th	16.0	John Farrell
2012	73-89	.451	41-40	.506	32-49	.395	4th	22.0	John Farrell
2013	74-88	.457	40-41	.494	34-47	.420	5th	23.0	John Gibbons
2014	83-79	.512	46-35	.568	37-44	.457	3rd	13.0	John Gibbons
2015	93-69	.574	53-28	.654	40-41	.494	1st	+6.0	John Gibbons
2016	89-73	.549	46-35	.568	43-38	.531	T2nd	4.0	John Gibbons
2017	76-86	.469	42-39	.519	29-52	.420	4th	17.0	John Gibbons
2018	73-89	.451	40-41	.494	33-48	.407	4th	35.0	John Gibbons
2019	67-95	.414	35-46	.432	32-49	.395	4th	36.0	Charlie Montoyo
2020	32-28	.533	17-9	.654	15-19	.441	3rd	8.0	Charlie Montoyo
TOTAL	3415-3486	.495	1835-1611	.533	1580-1875	.457			

BIOGRAPHIES

LAST SEASON

HISTORY

RECORDS

OPPONENTS

PLAYER DEV.

MEDIA & MISC.





P.O. Box 1838
386 Church St. S.
St. Marys, ON N4X 1C2

Web site: www.baseballhalloffame.ca

E-mail: baseball@baseballhalloffame.ca

Phone: (519) 284-1838 **Fax:** (519) 284-1234

Hours:

See: www.baseballhalloffame.ca

BOARD CHAIR

Jeremy Diamond

DIRECTOR OF OPERATIONS

Scott Crawford

CURATOR

Christi Hudson

**2021 INDUCTION WEEKEND
OPENING RECEPTION**

TBD

**2021 CELEBRITY GOLF
CLASSIC AND BANQUET**

TBD

**2021 HALL OF FAME
INDUCTION CEREMONY**

TBD

Induction ceremony:


- Duane Ward
- John Olerud
- Justin Morneau
- Jacques Doucet

**TORONTO BLUE JAYS
HALL-OF-FAMERS**

- 1985 - Ron Taylor
- 1986 - Bobby Prentice
- 1997 - Pat Gillick
- 1999 - Bobby Mattick
- 2000 - Jim Fanning
- 2001 - Dave McKay
- 2002 - Paul Beeston, Cito Gaston,
Don McDougall
- 2003 - Joe Carter
- 2004 - N.E. (Peter) Hardy
- 2005 - Dave Stieb
- 2008 - Tony Fernandez, Peter
Widdrington
- 2009 - Ernie Whitt
- 2010 - Roberto Alomar, Paul Quantrill
- 2011 - Tom Henke
- 2013 - George Bell, Rob Ducey,
Tom Cheek
- 2014 - Jim Ridley
- 2015 - Carlos Delgado, Corey Koskie,
Matt Stairs
- 2016 - Pat Hentgen, Howard Starkman,
Tony Kubek
- 2017 - Roy Halladay
- 2018 - Lloyd Moseby
- 2019 - Gord Ash
- 2020 - Duane Ward, John Olerud,
Jacques Doucet

**NOTABLE BLUE JAYS
ARTIFACTS AT THE HALL**

- Photo from 1st pitch in Blue Jays history
- 1992 & 1993 - World Series Rings
- Joe Carter's helmet from '93 World Series home run...SkyDome's homeplate from World Series...World Series MVP trophy from Paul Molitor
- Roy Halladay 2003 All-Star jersey, hat and cleats
- Tony Fernandez World Series glove
- John Olerud '93 All-Star game bat
- Mike Timlin '92 World Series jersey
- Russell Martin 2015 catching gear
- Matt Stairs game used bat
- Brett Lawrie game used bat
- Mark Teahen's cleats
- Roger Clemens Jersey
- Pitching rubber and seats from Exhibition Stadium
- Tom Cheek's microphone
- Dave Stieb's Jersey and spikes
- Paul Quantrill game used glove and jersey
- Brett Lawrie game used bat
- Jose Reyes signed jersey
- Carlos Delgado bat
- Player's Locker from 2020 season at Sahlen Field in Buffalo



CLINCHING/ELIMINATION DATES (DIVISION WINNER)

YEAR	DATE	GP	ELIMINATED BY	H/A	TOR-OPP	WINNER	GBL	
1977	Aug. 30	129	a	Did not play	–	–	New York	33.0
1978	Aug. 29	133	b	Texas	A	4-1	New York	30.5
1979	Aug. 19	123		California	A	2-4	Baltimore	41.0
1980	Sept. 7	137	c	Chicago	H	7-6	New York	27.0
+1981	May 17	34	d	Cleveland	A	0-1	New York	10.0
	Sept. 22	39		Oakland	H	2-4	Milwaukee	5.5
1982	Sept. 14	143	e	Did not play	–	–	Milwaukee	19.0
1983	Sept. 21	153		Seattle	H	4-3	Baltimore	11.0
1984	Sept. 18	151		Boston	H	10-3	Detroit	13.0
1985	Oct. 5	160		New York	H	5-1	Toronto	+2.0
1986	Sept. 28	156		Boston	A	3-12	Boston	9.0
1987	Oct. 4	162		Detroit	A	0-1	Detroit	2.0
1988	Sept. 25	156		Cleveland	A	3-4	Boston	7.5
1989	Sept. 30	161		Baltimore	H	4-3	Toronto	+2.0
1990	Oct. 3	162		Baltimore	A	2-3	Boston	2.0
1991	Oct. 2	159		California	H	6-5	Toronto	+7.0
1992	Oct. 3	161		Detroit	H	3-1	Toronto	+3.0
1993	Sept. 27	156		Milwaukee	A	2-0	Toronto	+6.5
1994	SEASON ENDED DUE TO PLAYER STRIKE							
1995	Sept. 3	118		Chicago	A	5-6	Boston	24.5
1996	Sept. 13	147		New York	H	1-4	New York	16.5
1997	Sept. 9	144	f	Anaheim	H	2-0	Baltimore	20.0
1998	Aug. 28	136	g	New York	H	7-6	Boston	29.0
1999	Sept. 19	150		Chicago	H	2-3	New York	13.5
2000	Sept. 28	159		Baltimore	A	1-23	New York	4.5
2001	Sept. 21	147		Tampa Bay	H	4-7	New York	16.0
2002	Sept. 3	138		Chicago	H	4-5	New York	25.5
2003	Sept. 13	148	h	Baltimore	H	6-1	New York	16.0
2004	Sept. 4	136		Oakland	H	5-9	New York	27.5
2005	Sept. 20	150	i	Baltimore	H	6-4	New York	15.0
2006	Sept. 19	151		New York	H	3-6	New York	13.0
2007	Sept. 14	147	j	Baltimore	H	2-6	Boston	13.0
2008	Sept. 19	154		Boston	H	3-4	Tampa Bay	11.0
2009	Sept. 7	137		Minnesota	H	3-6	New York	28.0
2010	Sept. 18	148	k	Baltimore	A	4-3	Tampa Bay	11.0
2011	Sept. 13	148		Boston	A	6-18	New York	16.0
2012	Sept. 19	146		New York	A	2-4 (GM 1)	New York	22.0
2013	Sept. 7	142	l	Boston	A	11-2	Boston	23.0
2014	Sept. 16	150		Baltimore	A	2-8	Baltimore	13.0
2015	Sept. 30	156		Baltimore	A	15-2	Toronto	+6.0
2016	Sept. 28	158		Baltimore	H	2-3	Boston	4.0
2017	Sept. 15	148	m	Boston	A	4-3	Boston	17.0
2018	Aug. 28	132		Baltimore	A	5-12	Boston	35.0
2019	Aug. 23	131		Seattle	A	4-7	New York	36.0
2020	Sept. 24	57		New York	H	4-1	Tampa Bay	8.0

- a New York defeated Seattle, 6-5, to eliminate Blue Jays
- b Boston (leader on Aug. 29) defeated Seattle, 10-5, to eliminate Blue Jays
- c New York defeated California, 4-1, to eliminate Blue Jays, 2nd game of DH
- d 1st game of DH
- + Split-Season
- e Milwaukee defeated Detroit, 6-3, to eliminate Blue Jays
- f Baltimore defeated Detroit, 16-6, to eliminate Blue Jays
- g Baltimore defeated Cleveland, 9-3, to eliminate Blue Jays
- h New York defeated Tampa Bay in Gm #1 of double header, 6-5, to eliminate Blue Jays.
- i Yankees defeated Orioles, 12-9, to eliminate Blue Jays
- j Yankees defeated Orioles, 2-1, to eliminate Blue Jays
- k Yankees defeated Orioles, 11-3, to eliminate Blue Jays
- l Red Sox defeated Yankees, 13-9, to eliminate Blue Jays
- m Red Sox defeated Rays, 13-6, to eliminate Blue Jays

BIOGRAPHIES

LAST SEASON

HISTORY

RECORDS

OPPONENTS

PLAYER DEV.

MEDIA & MISC.



ALL-TIME WON-LOST BREAKDOWN

Year	Home	Road	vs East	vs Cent	vs West	vs NL	One-Run	Extra Inning	DH's W-L-S
1977	25-55	29-52	31-58	-	23-49	-	17-27	4-11	1-7-8
1978	37-44	22-58	28-61	-	31-41	-	23-30	7-8	3-8-6
1979	32-49	21-60	22-56	-	31-53	-	19-28	2-10	0-3-7
1980	35-46	32-49	28-50	-	39-45	-	23-21	10-8	5-1-4
1981	17-36	20-33	15-27	-	22-42	-	10-17	1-8	0-5-0
1982	44-37	34-47	33-45	-	45-39	-	28-30	10-5	3-3-2
1983	48-33	41-40	39-39	-	50-34	-	25-20	11-6	1-1-4
1984	49-32	40-41	37-41	-	52-32	-	34-25	6-12	2-4-1
1985	54-26	45-36	44-33	-	55-29	-	26-21	12-5	2-0-1
1986	42-39	44-37	42-36	-	44-40	-	22-25	10-13	1-2-1
1987	52-29	44-37	44-34	-	52-32	-	27-24	10-7	0-1-0
1988	45-36	42-39	47-31	-	40-44	-	21-17	6-6	0-0-0
1989	46-35	43-38	46-32	-	43-41	-	25-22	13-4	1-0-0
1990	44-37	42-39	42-36	-	44-40	-	24-27	4-8	0-0-0
1991	46-35	45-36	46-32	-	45-39	-	28-20	8-10	0-0-0
1992	53-28	43-38	45-33	-	51-33	-	28-20	7-2	0-0-2
1993	48-33	47-34	50-28	-	45-39	-	23-22	6-3	0-0-0
1994	33-26	22-34	13-22	24-25	18-13	-	13-15	3-6	0-0-1
1995	29-43	27-45	18-34	22-31	16-23	-	16-23	5-13	0-0-2
1996	35-46	39-42	22-30	30-32	22-26	-	19-22	7-10	0-0-0
1997	42-39	34-47	23-25	29-26	20-24	4-11	29-30	5-9	0-1-1
1998	51-30	37-44	27-21	28-26	24-20	9-7	28-17	8-8	0-1-0
1999	40-41	44-37	24-25	34-20	17-24	9-9	26-18	6-3	0-0-0
2000	45-36	38-43	28-21	28-25	18-24	9-9	21-19	2-6	0-0-0
2001	40-42	40-40	37-39	19-13	16-20	8-10	28-21	10-6	1-0-0
2002	42-39	36-45	41-35	16-16	12-24	9-9	23-21	4-8	0-0-0
2003	41-40	45-36	37-39	22-14	17-15	10-8	14-23	4-4	0-0-0
2004	40-41	27-53	29-46	13-19	17-19	8-10	17-22	4-7	0-1-1
2005	43-38	37-44	38-36	15-19	19-17	8-10	16-31	4-6	0-0-0
2006	50-31	37-44	43-31	18-17	17-18	9-9	20-10	7-1	0-0-0
2007	49-32	34-47	36-36	19-18	18-17	10-8	29-25	8-9	0-0-0
2008	47-34	39-42	37-35	24-12	17-19	8-10	24-32	6-9	0-0-0
2009	44-37	31-50	22-46	23-15	19-15	7-11	21-28	7-13	0-1-0
2010	45-33	40-44	39-33	22-19	17-14	7-11	24-28	4-6	0-0-1
2011	42-39	39-42	33-39	18-15	22-17	8-10	29-28	13-4	0-0-0
2012	41-40	32-49	29-43	21-16	14-21	9-9	15-25	7-6	0-0-1
2013	40-41	34-47	30-46	16-16	17-17	11-9	20-29	8-9	0-0-0
2014	46-35	37-44	39-37	16-16	15-19	13-7	15-20	5-8	0-0-0
2015	53-28	40-41	42-34	20-14	19-13	12-8	15-28	8-6	1-0-1
2016	46-35	43-38	40-36	18-15	18-15	13-7	21-25	4-9	0-0-0
2017	42-39	34-47	33-43	13-18	21-14	9-11	26-27	5-14	0-1-0
2018	40-41	33-48	30-46	18-15	12-21	13-7	23-17	10-6	1-0-1
2019	35-46	32-49	33-43	17-18	14-17	3-17	18-32	7-8	0-0-0
2020	17-9	15-19	22-18	-	-	10-10	13-10	5-6	1-1-1

DOUBLEHEADER

The Blue Jays have played 110 doubleheaders in franchise history and have a 23-41-46 record...The Blue Jays last played back-to-back doubleheaders on July 28-29, 1997 in Milwaukee and lost all four games...Toronto has played 10 back-to-back twin bills and are 2-6-2, including four straight doubleheaders over six days in 1978 from June 11-16...Have played nine split gate doubleheaders (split DH do not count as doubleheaders)...In 1980, the Blue Jays posted their best doubleheader record at 5-1-4, while in 1978 they lost a franchise high eight, winning three and splitting six.

DOUBLEHEADER VS. EACH CLUB

TORONTO vs.	DH		
	W	L	S
Baltimore	2	8	4
Boston	1	2	7
Chicago (AL)	3	1	6
Cleveland	5	3	11
Detroit	2	1	2
Kansas City	1	3	0
Los Angeles (AL)	1	0	1
Milwaukee	1	9	2
Minnesota	1	3	1
New York (AL)	2	5	4
Oakland	1	2	3
Philadelphia	1	1	0
Seattle	1	1	1
St. Louis	0	1	0
Tampa Bay	0	0	0
Texas	1	1	4
TOTALS	23	41	46

DOUBLEHEADER SHUTOUTS

Did you know that the Blue Jays have never shut out opponents in both ends of a doubleheader? Conversely, the Blue Jays have been shut out in both ends of a doubleheader twice, losing 8-0 and 6-0 to Boston in Toronto on September 5, 1977, and 15-0 and 2-0 to New York in Toronto on September 25, 1977.



STANDING BY MONTH

Year	May 1st (GB)	June 1st (GB)	July 1st (GB)	Aug. 1st (GB)	Sept. 1st (GB)
1977	5 (-3.0)	7 (-9.0)	7 (-13.5)	7 (-23.0)	7 (-32.5)
1978	7 (-6.5)	7 (-16.0)	7 (-25.5)	7 (-27.0)	7 (-30.5)
1979	6 (-7.0)	7 (-19.0)	7 (-30.5)	7 (-39.5)	7 (-45.0)
1980	1 (+1.0)	3 (-5.5)	7 (-14.0)	7 (-18.5)	7 (-24.0)
*1981	7 (-5.0)	7 (-14.0)	—	—	6 (-3.0)
1982	5 (-5.0)	7 (-9.0)	7 (-11.0)	7 (-10.0)	7 (-17.5)
1983	6 (-2.0)	1 (+0.5)	1 (+2.0)	4 (-2.5)	5 (-7.5)
1984	2 (-6.0)	2 (-5.5)	2 (-10.0)	2 (-12.0)	2 (-9.5)
1985	1 (+0.5)	1 (+4.0)	1 (+3.5)	1 (+7.5)	1 (+5.0)
1986	7 (-5.0)	7 (-10.0)	5 (-10.5)	4 (-5.5)	2 (-3.5)
1987	3 (-5.5)	2 (-2.0)	2 (-2.0)	2 (-2.5)	2 (-1.0)
1988	6 (-7.0)	6 (-12.0)	T5 (-9.0)	6 (-11.5)	5 (-10.5)
1989	7 (-3.5)	7 (-7.5)	4 (-7.0)	2 (-3.0)	T1
1990	3 (-1.5)	1 (+0.5)	2 (-3.5)	T1	2 (-6.5)
1991	2 (-0.5)	T1	1 (+4.5)	1 (+6.0)	1 (+3.5)
1992	1 (+2.0)	1 (+1.0)	1 (+1.0)	1 (+4.5)	1 (+1.5)
1993	4 (-2.5)	T2 (-2.5)	1 (+2.0)	T1	1 (+1.5)
1994	4 (-3.0)	4 (-10.0)	5 (-15.5)	4 (-15.5)	—
1995	3 (-0.5)	3 (-6.5)	5 (-10.0)	5 (-10.0)	4 (-21.5)
1996	3 (-3.0)	3 (-6.5)	3 (-11.5)	3 (-15.0)	4 (-13.5)
1997	4 (-5.0)	3 (-10.0)	3 (-13.5)	3 (-17.0)	4 (-21.0)
1998	5 (-8.5)	3 (-11.5)	3 (-17.5)	4 (-25.5)	3 (-28.0)
1999	2 (-2.5)	3 (-8.0)	3 (-9.5)	2 (-6.0)	3 (-12.5)
2000	4 (-4.5)	3 (-4.0)	1 (+3.0)	3 (-4.5)	3 (-5.5)
2001	T1	3 (-4.0)	T4 (-8.5)	3 (-15.5)	3 (-14.0)
2002	5 (-8.5)	4 (-18.0)	4 (-15.5)	4 (-20.5)	4 (-25.5)
2003	4 (-11.5)	3 (-2.0)	3 (-6.5)	3 (-13.0)	3 (-16.5)
2004	4 (-8.5)	4 (-9.0)	4 (-16.5)	5 (-21.0)	5 (-27.5)
2005	3 (-4.0)	3 (-3.5)	3 (-6.0)	3 (-6.0)	3 (-11.5)
2006	T2 (-1.0)	3 (-2.5)	3 (-4.0)	3 (-6.5)	3 (-11.5)
2007	2 (-3.5)	3 (-11.5)	2 (-10.5)	3 (-11.0)	3 (-11.5)
2008	5 (-5.5)	3 (-4.0)	5 (-10.0)	4 (-9.5)	4 (-14.5)
2009	1 (+1.0)	3 (-2.0)	4 (-7.0)	4 (-12.0)	4 (-24.5)
2010	3 (-5.5)	3 (-3.5)	4 (-8.0)	4 (-12.5)	4 (-13.0)
2011	3 (-3.5)	4 (-3.0)	4 (-9.5)	4 (-12.0)	4 (-15.5)
2012	4 (-3.0)	T4 (-3.0)	5 (-8.5)	5 (-10.0)	5 (-16.0)
2013	5 (-8.5)	5 (-9.5)	5 (-8.5)	5 (-14.0)	5 (-18.5)
2014	3 (-2.5)	1 (+3.5)	1 (+1.0)	2 (-2.5)	3 (-10.0)
2015	5 (-2.5)	4 (-3.5)	4 (-1.0)	T2 (-6.0)	1 (+1.5)
2016	3 (-3.5)	3 (-4.0)	3 (-5.5)	T2 (-1.0)	1 (+1.0)
2017	5 (-8.0)	5 (-6.5)	5 (-8.5)	5 (-8.5)	5 (-15.0)
2018	3 (-5.0)	4 (-14.0)	4 (-16.0)	4 (-25.5)	4 (-31.0)
2019	3 (-5.5)	4 (-16.5)	4 (-24.0)	4 (-26.5)	4 (-34.0)
2020	—	—	—	4 (-2.5)	3 (-5.5)

* Split-Season

IN FIRST PLACE

(BEFORE GAMES ON THE 1ST)

MAY 1st	JUNE 1st	JULY 1st	AUG. 1st	SEPT. 1st	OCT. 1st
1981	1983	1983	1985	1985	1987
1985	1985	1985	1991	1989	1989
1992	1991 (T)	1991	1992	1991	1991
2001 (T)	1992	1992	1993	1992	1992
	2014	1993		1993	1993
		2000		2015	2015
		2014		2016	



PLAYING STATISTICS

BATTING

YEAR	AVG	G	AB	R	H	TB	2B	3B	HR		BB	SO	SH-SF	HBP	SB-CS	SLG	OBP
									T-	H -A							
1977	.252	161	5418	605	1367	2099	230	41	100-	45 -55	499	819	81-34	23	65-55	.365	.316
1978	.250	161	5430	590	1358	1947	217	39	98-	50 -48	448	645	77-37	23	28-52	.359	.308
1979	.251	162	5423	613	1362	1968	253	34	95-	50 -45	448	663	65-38	36	75-56	.363	.311
1980	.251	162	5571	624	1398	2131	249	53	126-	56 -70	448	813	63-34	33	67-72	.383	.309
1981	.226	106	3521	329	797	1163	137	23	61-	34 -27	284	556	44-18	20	66-57	.330	.286
1982	.262	162	5526	651	1447	2117	262	45	106-	62 -44	415	749	48-50	28	118-81	.383	.314
1983	.277	162	5581	795	1546	2431	268	58	167-	101 -66	510	810	36-54	32	131-72	.436	.338
1984	.273	163	5687	750	1555	2395	275	68	143-	59 -84	460	816	35-49	52	193-67	.421	.331
1985	.269	161	5508	759	1482	2343	281	53	158-	75 -83	503	807	21-44	30	143-77	.425	.331
1986	.269	163	5716	809	1540	2438	285	35	181-	87 -94	496	848	24-49	33	110-59	.427	.329
1987	.269	162	5635	845	1514	2512	277	38	215-	101 -114	555	970	30-35	38	126-50	.446	.336
1988	.268	162	5557	763	1491	2330	271	47	158-	78 -80	521	935	34-50	31	107-36	.419	.332
1989	.260	162	5581	731	1449	2220	265	40	142-	64 -78	521	923	30-53	31	144-58	.398	.323
1990	.265	162	5589	767	1479	2343	263	50	167-	93 -74	526	970	18-62	28	111-52	.419	.328
1991	.257	162	5489	684	1412	2196	295	45	133-	75 -58	499	1043	56-65	58	148-53	.400	.322
1992	.263	162	5536	780	1458	2292	265	40	163-	79 -84	561	933	26-54	47	129-39	.414	.333
1993	.279	162	5579	847	1556	2434	317	42	159-	90 -69	588	861	46-54	52	170-49	.436	.350
1994	.269	115	3962	566	1064	1679	210	30	115-	63 -52	387	691	30-44	38	79-26	.424	.336
1995	.260	144	5036	642	1309	2058	275	27	140-	67 -73	492	906	33-45	44	75-16	.409	.328
1996	.259	162	5599	766	1451	2354	302	35	177-	87 -90	529	1105	38-37	92	116-38	.420	.331
1997	.244	162	5473	654	1333	2131	275	41	147-	68 -79	487	1138	38-52	59	134-50	.389	.310
1998	.286	163	5580	816	1482	2499	316	19	221-	112 -109	564	1132	43-49	87	184-81	.448	.340
1999	.260	162	5642	883	1580	2581	337	14	212-	96 -116	578	1077	28-45	76	119-48	.457	.352
2000	.275	162	5677	861	1562	2664	328	21	244-	134 -110	526	1026	29-34	60	89-34	.469	.341
2001	.263	162	5663	767	1489	2433	287	36	195-	94 -101	470	1094	34-43	74	156-55	.430	.325
2002	.261	162	5581	813	1457	2399	305	38	187-	102 -85	522	1142	17-57	53	71-18	.430	.327
2003	.279	162	5661	894	1580	2573	357	33	190-	94 -96	546	1081	11-56	90	37-25	.455	.349
2004	.260	161	5531	719	1438	2231	290	34	145-	80 -65	513	1083	20-42	71	58-31	.403	.328
2005	.265	162	5581	775	1480	2273	307	39	136-	76 -60	486	955	21-56	89	72-35	.407	.331
2006	.284	162	5596	809	1591	2590	348	27	199-	121 -78	514	906	16-52	63	65-33	.463	.348
2007	.259	162	5536	753	1434	2321	344	24	165-	90 -75	533	1044	33-48	47	57-22	.419	.327
2008	.264	162	5503	714	1453	2198	303	32	126-	69 -57	521	938	48-56	59	80-27	.399	.331
2009	.266	162	5696	798	1516	2508	339	13	209-	104 -105	548	1028	24-49	45	73-23	.440	.333
2010	.248	162	5495	755	1364	2496	319	21	257-	146 -111	471	1164	16-34	55	58-20	.454	.312
2011	.249	162	5559	743	1384	2295	285	34	186-	103 -83	525	1184	31-47	48	131-52	.413	.317
2012	.245	162	5487	716	1346	2231	247	22	198-	102 -96	473	1251	33-45	55	123-41	.407	.309
2013	.252	162	5537	712	1398	2274	273	24	185-	95 -90	510	1123	29-38	38	112-41	.411	.318
2014	.259	162	5549	723	1435	2296	282	24	177-	98 -79	502	1151	35-40	41	78-21	.414	.323
2015	.269	162	5509	891	1480	2518	308	17	232-	123 -109	570	1151	36-62	54	88-23	.457	.340
2016	.248	162	5479	759	1358	2333	276	18	221-	107 -114	632	1362	26-40	55	54-24	.426	.330
2017	.240	162	5499	693	1320	2265	269	5	222-	105 -117	542	1327	25-35	51	53-24	.412	.312
2018	.244	162	5477	709	1336	2339	320	16	217-	115 -102	499	1387	5-37	58	47-30	.427	.312
2019	.236	162	5493	726	1299	2352	270	21	247-	136 -111	509	1514	14-28	45	51-20	.428	.305
2020	.255	60	2023	302	516	892	104	4	88-	43 -45	203	508	8-12	12	33-6	.441	.325

SWITCH-HITTERS (56)

Roberto Alomar	IF	Maicer Izturis	IF	Jarrod Saltalamacchia	C
Alan Ashby	C	Bobby Kielty	OF	David Segui	IF/DH
Emilio Bonifacio	IF	Chris Latham	OF	Ruben Sierra	OF
Bobby Brown	OF	Manny Lee	IF	Brian Simmons	OF
Melky Cabrera	OF	Nelson Liriano	IF	Justin Smoak	IF
Domingo Cedeno	IF	Felipe Lopez	IF	Yangervis Solarte	IF
Dave Collins	OF	Lee Mazzilli	OF/DH	Darnell Sweeney	IF
Felipe Crespo	IF	Dave McKay	IF	Richard Urena	IF
Jose Cruz Jr.	OF	Brian McRae	OF	Breyvic Valera	IF
Junior Felix	OF	Kendrys Morales	DH	Jonathan Villar	IF
Tony Fernandez	IF	Dioner Navarro	C	Omar Vizquel	IF
Luis Figueroa	IF	Otis Nixon	OF	Turner Ward	OF
Freddy Galvis	IF	Ray Olmedo	IF	Mitch Webster	OF
Alfredo Griffin	IF	Jimmy Paredes	IF/OF	Devon White	OF
Alen Hanson	IF	Cliff Pennington	IF	Mark Whiten	OF
John Hattig	IF	Tomas Perez	IF	Ted Wilborn	OF
Dave Hollins	DH	Tony Phillips	OF	Mookie Wilson	OF
Oriando Hudson	IF	Dalton Pompey	OF	Gregg Zaun	C
Cesar Izturis	IF	Jose Reyes	SS		



PITCHING

YEAR	W-L	ERA	G	CG	SHO	SV	IP	H	R	ER	HR	HB	BB	SO	WP
1977	54-107	4.57	161	40	3	20	1428.1	1538	822	726	152	20	623	771	62
1978	59-102	4.54	161	35	5	23	1429.1	1529	775	721	149	22	614	758	47
1979	53-109	4.82	162	44	7	11	1417.0	1537	862	759	165	40	594	613	64
1980	67-95	4.19	162	39	9	23	1466.0	1523	762	683	135	28	635	705	41
1981	37-69	3.81	106	20	4	18	953.1	908	466	404	72	36	377	451	41
1982	78-84	3.95	162	41	13	25	1443.2	1428	701	633	147	25	493	776	38
1983	89-73	4.12	162	43	8	32	1445.1	1434	726	662	145	42	517	835	25
1984	89-73	3.86	163	34	10	33	1464.0	1433	696	628	140	34	528	875	42
1985	99-62	3.31	161	18	9	47	1448.0	1312	588	529	147	26	484	823	36
1986	86-76	4.08	163	16	12	44	1476.0	1467	733	669	164	45	487	1002	38
1987	96-66	3.74	162	18	8	43	1454.0	1323	655	605	158	22	567	1064	56
1988	87-75	3.80	162	16	17	47	1449.0	1404	680	611	143	59	528	904	48
1989	89-73	3.58	162	12	12	38	1467.0	1408	651	584	99	45	478	849	58
1990	86-76	3.84	162	6	9	48	1454.0	1434	661	620	143	37	445	892	43
1991	91-71	3.50	162	10	16	60	1462.2	1301	622	569	121	43	523	971	55
1992	96-66	3.91	162	18	14	49	1440.2	1346	682	626	124	45	541	954	66
1993	95-67	4.21	162	11	11	50	1441.1	1441	742	674	134	32	620	1023	83
1994	55-60	4.70	115	13	4	26	1025.0	1053	579	535	127	32	482	832	54
1995	56-88	4.88	144	16	8	22	1292.2	1336	777	701	145	51	654	894	73
1996	74-88	4.57	162	19	7	35	1445.2	1476	809	734	187	36	610	1033	61
1997	76-86	3.92	162	19	16	34	1442.2	1453	694	628	167	39	497	1150	54
1998	88-74	4.28	163	10	11	47	1465.0	1443	768	697	169	45	587	1154	34
1999	84-78	4.92	162	14	9	39	1439.0	1582	862	787	191	53	575	1009	55
2000	83-79	5.14	162	15	4	37	1437.1	1615	908	821	195	64	560	978	37
2001	80-82	4.28	162	7	10	41	1462.2	1553	753	696	165	76	490	1041	33
2002	78-84	4.80	162	6	6	41	1438.1	1504	828	767	177	71	590	991	57
2003	86-76	4.69	162	14	6	36	1435.0	1560	826	748	184	57	485	984	56
2004	67-94	4.91	161	6	11	37	1421.0	1505	823	775	181	58	608	956	60
2005	80-82	4.06	162	9	8	35	1447.0	1475	705	653	185	68	444	958	39
2006	87-75	4.37	162	6	6	42	1428.1	1447	754	694	185	59	504	1076	53
2007	83-79	4.00	162	11	9	44	1448.2	1383	699	644	157	55	479	1067	42
2008	86-76	3.49	162	15	13	44	1446.2	1330	610	561	134	67	467	1184	51
2009	75-87	4.47	162	10	10	25	1451.0	1509	771	720	181	58	551	1181	43
2010	85-77	4.22	162	5	11	45	1440.2	1407	728	676	150	60	539	1184	69
2011	81-81	4.32	162	7	10	33	1458.2	1433	761	700	179	77	540	1169	73
2012	73-89	4.64	162	5	11	29	1443.2	1439	784	745	204	55	574	1142	56
2013	74-88	4.25	162	4	11	39	1452.0	1451	756	685	195	65	500	1208	54
2014	83-79	4.00	162	3	16	45	1443.0	1400	686	642	151	57	490	1199	43
2015	93-69	3.80	162	7	10	34	1441.0	1353	670	609	173	59	397	1117	62
2016	89-73	3.78	162	0	10	43	1459.1	1340	666	613	183	59	461	1314	50
2017	76-86	4.42	162	2	6	45	1465.0	1460	784	720	203	48	549	1372	53
2018	73-89	4.85	162	0	3	39	1433.2	1476	832	772	208	67	551	1298	71
2019	67-95	4.79	162	1	7	33	1440.1	1450	828	767	228	69	604	1332	70
2020	32-28	4.60	60	0	1	17	524.2	517	312	268	81	14	250	519	14

BIographies

LAST SEASON

HISTORY

RECORDS

OPPONENTS

PLAYER DEV.

MEDIA & MISC.



BLUE JAYS PITCHERS WHOSE MLB DEBUT CAME AS A STARTER

*TEAM RECORD IS 20-29 IN THESE CONTESTS

Pitcher	Date	Opp.	Dec./Line	Final Score
Jerry Garvin	April 10, 1977	CWS	W, 8.0, 6H, ER, 4BB, 2K	W, 3-1
Jeff Byrd	June 20, 1977	CLE	ND, 5.0, 5H, 3ER, 5BB, 4K	L, 8-5
Jim Clancy	July 26, 1977	TEX	L, 2.0, 5H, 5ER, 3BB, K	L, 14-0
Mike Darr	Sept. 6, 1977	BOS	L, 1.1, 3H, 5ER, 4BB, K, HR	L, 11-2
Phil Huffman	April 10, 1979	at CWS	W, 6.0, 7H, ER, 3K	W, 10-2
Dave Stieb	June 29, 1979	at BAL	L, 6.0, 6H, 5ER, 2BB, 5K, 2HR	L, 6-1
Butch Edge	Aug. 13, 1979	at OAK	W, 6.2, 6H, ER, 2BB, 5K	W, 4-2
Luis Leal	May 25, 1980	NYY	W, 7.2, 12H, 3ER, 4BB, HR	W, 9-6
Mark Eichorn	Aug. 30, 1982	BAL	L, 4.2, 6H, 5ER, 3BB, 5K, HR	L, 6-3
Matt Williams	Aug. 2, 1983	NYY	W, 5.0, 5H, 5ER, 4BB, 3K, 3HR	W, 13-6
David Wells	June 30, 1987	NYY	L, 4.0, 9H, 4ER, 2BB, 4K	L, 4-0
Alex Sanchez	May 23, 1989	MIN	ND, 6.0, 5H, ER, 5BB, K	W, 2-1
Mauro Gozzo	Aug. 8, 1989	TEX	W, 8.0, 3H, 3BB, 4K	W, 7-0
Denis Boucher	April 12, 1991	MIL	ND, 5.1, 5H, 3ER, BB, K, 2HR	W, 5-4
Juan Guzman	June 7, 1991	at BAL	L, 4.2, 6H, 4ER, 3BB, 4K	L, 5-3
Scott Brow	April 28, 1993	KC	L, 6.0, 5H, 4ER, 2BB, 2K	L, 5-3
Giovanni Carrara	July 29, 1995	OAK	W, 5.0, 7H, 5ER, 5BB, 2K, HR	W, 18-11
Jeff Ware	Sept. 2, 1995	at CWS	L, 1.1, 7H, 6ER, 3BB, K	L, 10-4
Chris Carpenter	May 12, 1997	at MIN	L, 3.0, 8H, 5ER, 3BB, 5K	L, 12-2
Roy Halladay	Sept. 20, 1998	at TB	ND, 5.0, 8H, 2ER, 2BB, 5K, HR	W, 7-5
Pasqual Coco	July 17, 2000	NYM	ND, 4.0, 5H, 4ER, 5BB, 2K, HR	L, 7-5
Brandon Lyon	Aug. 4, 2001	BAL	W, 7.1, 4H, ER, BB, 5K	W, 2-1
Mike Smith	April 26, 2002	at ANA	L, 4.0, 7H, 4ER, 2BB, K	L, 4-0
David Bush	July 2, 2004	at MON	L, 5.2, 4H, ER, BB, 4K	L, 2-0
Gustavo Chacin	Sept. 20, 2004	at NYY	W, 7.0, 4H, 3ER, 3BB, 2K	W, 6-3
Dustin McGowan	July 30, 2005	TEX	ND, 5.0, 2H, ER, 3BB, 6K	L, 3-2
Casey Janssen	April 27, 2006	BAL	ND, 4.0, 3H, 2ER, 3BB	L, 7-5
Ty Taubenheim	May 20, 2006	at COL	L, 5.0, 5H, 3ER, 3BB, 3K, HR	L, 5-1
Jesse Litch	May 15, 2007	BAL	W, 8.2, 4H, ER, 3BB, K	W, 2-1
David Purcey	April 18, 2008	DET	ND, 4.1, 2H, ER, 7BB, 3K	L, 8-4
Scott Richmond	July 30, 2008	TB	L, 5.1, 7H, 3ER, 4K, HR	L, 3-2
Ricky Romero	April 9, 2009	DET	W, 6.0, 7H, 2ER, 2BB, 5K, HR	W, 6-2
Robert Ray	May 2, 2009	BAL	ND, 5.2, 4H, 3ER, 4BB, 2K, HR	W, 5-4
Brett Cecil	May 5, 2009	CLE	ND, 6.0, 6H, ER, 6K	W, 10-6
Brad Mills	June 18, 2009	at PHI	ND, 3.2, 6H, 4ER, 4BB, 2K, 2HR	W, 8-7
Marc Rzepczynski	July 7, 2009	at TB	ND, 6.0, 2H, ER, 4BB, 7K	L, 3-1
Kyle Drabek	Sept. 15, 2010	at BAL	L, 6.0, 9H, 3ER, 3BB, 5K	L, 3-1
Zach Stewart	June 16, 2011	at BAL	ND, 7.0, 7H, 2ER, BB, 4K, HR	L, 4-3
Henderson Alvarez	Aug. 10, 2011	OAK	ND, 5.2, 8H, 3ER, BB, 4K, HR	W, 8-4
Drew Hutchison	April 21, 2012	at KC	W, 5.1, 8H, 5ER, 3BB, 4K, 2HR	W, 9-5
Sean Nolin	May 24, 2013	BAL	L, 1.1, 7H, 6ER, BB, HR	L, 10-6
Matt Boyd	June 27, 2015	TEX	L, 6.2, 9H, 4ER, 7K, 3HR	L, 4-0
Chris Rowley	Aug. 12, 2017	PIT	W, 5.1, 5H, 1ER, BB, 3K	W, 7-2
Ryan Borucki	June 26, 2018	at HOU	L, 6.0, 6H, 2ER, 4BB, 3K	L, 0-7
Sean Reid-Foley	Aug. 13, 2018	at KC	L, 5.0, 6H, 3ER, 3BB, 3K	L, 1-3
Trent Thornton	March 31, 2019	DET	ND, 5.0, 2H, OR, 0BB, 8K	L, 3-4
Anthony Kay	Sept. 7, 2019	at TB	ND, 5.2, 4H, 2ER, 3BB, 8K	L, 3-5
Thomas Hatch	July 26, 2020	at TB	ND, 2.1, 0H, OR, 2BB, 3K	L, 5-6
Nate Pearson	July 29, 2020	at WAS	ND, 5.0, 2H, OR, 2BB, 5K	L, 0-4



BLUE JAYS HITTING – TEAM

- BACK-TO-BACK HOME RUNS:** Vladimir Guerrero Jr./Teoscar Hernández, Aug. 28, 2020 vs. BAL (4th inn.)
- BACK-TO-BACK-TO-BACK HOME RUNS:** Colby Rasmus/Jose Bautista/Edwin Encarnacion, June 19, 2012 at MIL (6th inn.)
- THREE HOME RUNS, ONE INNING:** Randal Grichuk (1R), Bo Bichette (3R), and Teoscar Hernández (1R), Aug. 14, 2020 vs. TB (6th inn.)
- FOUR HOME RUNS, ONE INNING:** Jeff Frye (2R), Jose Cruz Jr. (1R), Shannon Stewart (1R) and Carlos Delgado (1R), Aug. 17, 2001 vs. TEX (6th inn.)
- HOME RUNS BY FIRST TWO BATTERS OF A GAME:** Curtis Granderson and Lourdes Gurriel Jr., July 27, 2018 at CWS
- 20 or MORE HITS, ONE GAME:** Aug. 12, 2019 vs. TEX (21)
- THREE CONSECUTIVE 10-RUN GAMES:** May 12-15, 2013
- FIVE or MORE STOLEN BASES:** June 6, 2015 vs. HOU
- NO STRIKEOUTS, BATTING:** May 5, 2016 vs. TEX
- 10 OR MORE RUNS, ONE INNING:** 10 runs, 6th inning, Sept. 7, 2020 vs. NYY
- HOME RUN BY PITCHER:** Marcus Stroman, May 18, 2017 at ATL

BLUE JAYS HITTING – INDIVIDUAL

- LEADOFF HOME RUN:** Cavan Biggio, Aug. 7, 2020 at BOS
- INSIDE-THE-PARK HOME RUN:** Ezequiel Carrera, May 6, 2017 at TB
- GRAND SLAM HOME RUN:** Danny Jansen, Sept. 7, 2020 vs. NYY
- PINCH-HIT HOME RUN:** Rowdy Tellez, Sept. 2, 2019 at ATL
- PINCH-HIT GRAND SLAM:** Justin Smoak, Aug. 31, 2018 at MIA
- WALK-OFF HOME RUN:** Randal Grichuk, Aug. 28, 2020 vs. BAL (10th inn.)
- TWO HOME RUNS, ONE GAME:** Danny Jansen, Sept. 23, 2020 vs. NYY
- THREE HOME RUNS, ONE GAME:** Kendrys Morales, Aug. 31, 2017 at BAL
- FOUR HOME RUNS, ONE GAME:** Carlos Delgado, Sept. 25, 2003 vs. TB
- TWO PLAYERS, MULTI-HR GAME, SAME GAME:** Brandon Drury and Teoscar Hernández, July 27, 2019 vs. TB
- TWO HOME RUNS, SAME INNING:** Edwin Encarnacion, July 26, 2013 vs. HOU (7th inn.)
- HOME RUNS FROM BOTH SIDES OF THE PLATE, ONE GAME:** Justin Smoak, July 13, 2018 at BOS
- HOME RUN, FIRST MAJOR LEAGUE AT-BAT:** J.P. Arencibia, Aug. 7, 2010 vs. TB
- HOME RUN, FIRST MAJOR LEAGUE HIT:** Devon Travis, April 6, 2015 at NYY
- MULTI-HR GAME, MLB DEBUT:** J.P. Arencibia, Aug. 7, 2010 vs. TB (2-HR)
- HIT, FIRST MAJOR LEAGUE PLATE APPEARANCE:** Bo Bichette, July 29, 2019 at KC (1B)
- HOME RUN INTO ROGERS CENTRE FIFTH DECK:** Josh Donaldson, May 30, 2017 vs. CIN
- SIX HITS, ONE GAME:** Frank Catalanotto, May 1, 2004 at CWS (GM 2)
- TWO HITS, SAME INNING (two or more players):** Alex Rios and Vernon Wells, July 9, 2008 vs. BAL (4th inning)
- HOME RUNS IN FIRST TWO INNINGS:** Lyle Overbay, June 30, 2006 vs. PHI
- THREE TRIPLES (ONE INNING, TEAM):** Eric Thames, Rajai Davis and Jayson Nix, June 1, 2011 vs. CLE
- FOUR OR MORE STEALS, ONE GAME:** Rajai Davis, July 28, 2013 vs. HOU (4)
- STRAIGHT STEAL OF HOME:** Lourdes Gurriel Jr., April 9, 2019 at BOS
- STEAL OF HOME (double steal):** Devon Travis, Sept. 11, 2018 at BOS
- MULTI-HIT GAME BY PITCHER:** Trent Thornton (2), May 14, 2019 at SF
- BATTING FOR THE CYCLE:** Cavan Biggio, Sept. 17, 2019 at BAL



BLUE JAYS PITCHING – TEAM**NO-HITTER:** Sept. 2, 1990 at CLE**ONE-HITTER:** July 24, 2016 vs. SEA**SHUTOUT:** Aug. 29, 2020 vs. BAL**BACK-TO-BACK SHUTOUTS:** March 29-30, 2019 vs. DET**BACK-TO-BACK COMPLETE GAMES:** May 21-23, 1983 (vs. BAL, BAL & DET)**BACK-TO-BACK 1-0 SHUTOUTS:** June 12 and June 13, 1991 at CLE**1-0 GAME, WIN:** May 3, 2019 at TEX**1-0 GAME, LOSS:** Aug. 11, 2019 vs. NYY**BLUE JAYS PITCHING – INDIVIDUAL****NO-HITTER:** Dave Stieb, Sept. 2, 1990 at CLE**ONE-HITTER:** Shaun Marcum, Aug. 16, 2010 at OAK**TEN OR MORE STRIKEOUTS:** Aaron Sanchez, July 28, 2019 vs. TB (10)**SHUTOUT:** Mark Buehrle, June 3, 2015 at WAS**BACK-TO-BACK COMPLETE GAMES:** Mark Buehrle, May 29, 2015 at MIN and June 3, 2015 at WAS**BACK-TO-BACK COMPLETE GAME WINS:** Mark Buehrle, May 29, 2015 at MIN and June 3, 2015 at WAS**FOUR CONSECUTIVE COMPLETE GAMES:** Roy Halladay, April 12, 2008 at TEX, April 17, 2008 vs. TEX, April 23, 2008 at TB and April 29, 2008 at BOS**BACK-TO-BACK SHUTOUTS:** Roy Halladay, Sept. 25, 2009 vs. SEA and Sept. 30, 2009 at BOS**10+ INNINGS PITCHED:** Roy Halladay, April 13, 2007 vs. DET**SIX STRIKEOUTS TO START A GAME:** Aaron Sanchez, July 28, 2019 vs. TB (club record)**POSITION PLAYER PITCHING:** Santiago Espinal, Sept. 15, 2020 at NYY**PITCHER PLAYING POSITION:** Dave Stieb, Aug. 29, 1980 vs. MIN (left field)**BLUE JAYS MISCELLANEOUS – TEAM****TRIPLE PLAY:** April 20, 2012 at KC**TURNED FIVE OR MORE DOUBLE PLAYS:** April 9, 2011 at LAA (13.2 innings)**FOUR-GAME SWEEP:** June 7-10, 2018 vs. BAL**TIE GAME:** April 26, 1998 at CWS (5-5)**FOUR CONSECUTIVE EXTRA-INNING GAMES:** Sept. 16-20, 1991**SUSPENDED GAME:** Aug. 15, 2020 vs. TB (4th inning due to rain), completed Aug. 16 (lost 3-2)**RAIN-SHORTENED GAME:** May 19, 2019 at CWS (5.0 inn, lost 4-1)**GAME POSTPONED:** Aug. 27, 2020 vs. BOS**DOUBLEHEADER:** Sept. 18, 2020 at PHI**DOUBLEHEADER SWEEP:** Aug. 20, 2020 vs. PHI**SPLIT DOUBLEHEADER:** April 27, 2017 at STL**PLAYER EJECTION:** Matt Shoemaker, Aug. 16, 2020 vs. TB**MANAGER EJECTION:** Charlie Montoyo, Aug. 16, 2020 vs. TB**POSITION PLAYERS WHO PITCHED FOR THE BLUE JAYS**

Player	Position	Year	W-L	ERA	G	IP	H	ER	BB	SO
Kusick, Craig	1B	1979	0-0	4.91	1	3.2	3	2	0	0
Bailor, Bob	INF/OF	1980	0-0	7.71	3	2.1	4	2	1	0
Leach, Rick	1B/OF	1984	0-0	27.00	1	1.0	2	3	2	0
Menechino, Frank	INF	2004	0-0	0.00	1	0.1	2	0	0	0
McCoy, Mike	INF/OF	2011	0-0	0.00	1	1.0	0	0	0	0
Mathis, Jeff	C	2012	0-0	9.00	2	2.0	4	2	1	0
Tolleson, Steve	INF	2014	0-0	0.00	2	1.0	1	0	0	1
Pennington, Cliff**	INF	2015	0-0	0.00	1	0.2	2	0	0	0
Goins, Ryan#	INF	2016	0-0	0.00	1	1.0	2	0	1	0
Barney, Darwin#	INF	2016	0-1	9.00	1	1.0	1	1	0	1
Morales, Kendryis	DH	2018	0-0	0.00	1	1.0	0	0	1	0
Maile, Luke	C	2019	0-0	0.00	2	2.0	1	0	0	3
Urena, Richard	INF	2019	0-0	36.00	1	1.0	4	4	1	0
Espinal, Santiago	INF	2020	0-0	9.00	2	2.0	3	2	1	0

**playoff game

#Appeared in same game



OPPONENTS HITTING – TEAM**BACK-TO-BACK HOME RUNS:** Giancarlo Stanton/Gleyber Torres, Sept. 17, 2020 at NYY (4th inn.)**BACK-TO-BACK-TO-BACK HOME RUNS:** Brett Gardner/DJ LeMahieu/Luke Voit, Sept. 17, 2020 at NYY (4th inn.)**THREE HOME RUNS, ONE INNING:** Brett Gardner, DJ LeMahieu, Luke Voit, Giancarlo Stanton and Gleyber Torres, Sept. 17, 2020 at NYY (4th inn.)**FOUR HOME RUNS, ONE INNING:** Brett Gardner, DJ LeMahieu, Luke Voit, Giancarlo Stanton and Gleyber Torres, Sept. 17, 2020 at NYY (4th inn.)**FIVE HOME RUNS, ONE INNING:** Brett Gardner, DJ LeMahieu, Luke Voit, Giancarlo Stanton and Gleyber Torres, Sept. 17, 2020 at NYY (4th inn.)**SIX or MORE HOME RUNS, ONE GAME:** Sept. 17, 2020 at NYY (6)**TWO GRAND SLAMS, ONE GAME:** Ramon Hernandez and Miguel Tejada, Aug. 24, 2003 vs. OAK**HOME RUNS BY FIRST TWO BATTERS OF A GAME:** Brett Gardner and Aaron Judge, July 7, 2018 vs. NYY**20 or MORE HITS, ONE GAME (9-inning game):** May 25, 2019 vs. SD (20)**THREE CONSECUTIVE 10-RUN GAMES:** Sept. 15-17, 2020 at NYY**OPPONENTS HITTING – INDIVIDUAL****LEADOFF HOME RUN:** DJ LeMahieu, Sept. 16, 2020 at NYY**INSIDE-THE-PARK HOME RUN:** Avisail Garcia, May 28, 2019 at TB**GRAND SLAM HOME RUN:** Dominic Smith, Sept. 11, 2020 vs. NYM**PINCH-HIT HOME RUN:** Mike Ford, Sept. 14, 2019 vs. NYY at BOS**PINCH-HIT GRAND SLAM:** Gregg Zaun, Aug. 16, 2009 at TB**WALK-OFF HOME RUN:** Mitch Moreland, Aug. 9, 2020 at BOS**TWO HOME RUNS, ONE GAME:** DJ LeMahieu and Kyle Higashioka, Sept. 16, 2020 at NYY**THREE HOME RUNS, ONE GAME:** Kyle Higashioka, Sept. 16, 2020 at NYY**HOME RUNS FROM BOTH SIDES OF THE PLATE, ONE GAME:** Ozzie Albies, July 11, 2018 at ATL**HOME RUN INTO ROGERS CENTRE FIFTH DECK:** Austin Meadows and Brandon Lowe, April 12, 2019 vs. TB**FIVE HITS, ONE GAME:** Trey Mancini, Sept. 24, 2019 vs. BAL**FOUR OR MORE STEALS, ONE GAME:** Michael Taylor, June 17, 2018 vs. WAS (4)**STRAIGHT STEAL OF HOME:** Erick Aybar, Sept. 20, 2011 vs. LAA**BATTING FOR THE CYCLE:** Rajai Davis, July 2, 2016 at CLE**OPPONENTS PITCHING – TEAM****PERFECT GAME:** May 15, 1981 at CLE**NO-HITTER:** Sept. 1, 2019 vs. HOU**ONE-HITTER:** July 24, 2019 vs. CLE**SHUTOUT:** Sept. 18, 2020 at PHI (G1)**BACK-TO-BACK SHUTOUTS:** May 6, 2019 vs. MIN and May 6, 2019 vs. CLE**BACK-TO-BACK 1-0 SHUTOUTS:** Aug. 25, 1990 vs. BOS and Aug. 26, 1990 vs. BOS**OPPONENTS PITCHING – INDIVIDUAL****PERFECT GAME:** Len Barker, May 15, 1981 at CLE**NO-HITTER:** Justin Verlander, Sept. 1, 2019 vs. HOU**ONE-HITTER:** Shane Bieber, July 24, 2019 vs. CLE**TEN OR MORE STRIKEOUTS:** J.A. Happ, Sept. 8, 2020 vs. NYY (10)**15 OR MORE STRIKEOUTS:** Chris Sale, May 11, 2018 vs. BOS (15)**SHUTOUT:** Zach Eflin, Sept. 18, 2020 at PHI (G1 - 7.0 IP)**BACK-TO-BACK SHUTOUTS:** Mike Mussina, Sept. 26, 1995 vs. BAL and Scott Erickson, Sept. 27, 1995 vs. BAL**OPPONENTS MISCELLANEOUS – TEAM****TRIPLE PLAY:** Sept. 8, 2017 vs. DET**TURNED FIVE OR MORE DOUBLE PLAYS:** April 18, 2016 at BOS**FOUR-GAME SWEEP:** Sept. 5-8, 2019 at TB**FIVE-GAME SWEEP:** July 1-4, 2002 at BOS

ATTENDANCE RECORDS

Due to the COVID-19 pandemic, no fans attended any MLB regular-season games in 2020. Toronto was limited to 26 home dates over the course of the campaign, playing those contests at Sahlen Field in Buffalo, NY.

2019 ATTENDANCE

BLUE JAYS

AMERICAN LEAGUE			AT ROGERS CENTRE			ON THE ROAD		
CLUB	DATES	TOTAL	AVERAGE	DATES	TOTAL	AVERAGE		
BALTIMORE	9	139,099	15,455	10	124,916	12,492		
BOSTON	10	203,229	20,323	9	324,974	36,108		
NEW YORK	10	257,305	25,731	9	384,293	42,699		
TAMPA BAY	9	196,501	21,833	10	103,065	10,307		
CHICAGO	3	69,187	23,062	4	78,710	19,678		
CLEVELAND	3	69,866	23,289	4	58,949	14,737		
DETROIT	4	104,629	26,157	3	77,844	25,948		
KANSAS CITY	4	94,371	23,593	3	51,165	17,055		
MINNESOTA	3	40,703	13,568	4	49,080	12,270		
HOUSTON	3	75,807	25,269	3	114,905	38,302		
LOS ANGELES	4	74,261	18,565	3	111,943	37,314		
OAKLAND	3	69,499	23,166	3	62,283	20,761		
SEATTLE	3	66,521	22,174	3	98,642	32,881		
TEXAS	3	74,116	24,705	3	88,900	29,633		
AL TOTALS	71	1,535,094	21,621	71	1,729,669	24,362		

NATIONAL LEAGUE			AT ROGERS CENTRE			ON THE ROAD		
CLUB	DATES	TOTAL	AVERAGE	DATES	TOTAL	AVERAGE		
ARIZONA	3	59,170	19,723	-	-	-		
ATLANTA	2	47,690	23,845	2	54,414	27,207		
COLORADO	-	-	-	3	104,876	34,959		
LOS ANGELES	-	-	-	3	145,932	48,644		
SAN DIEGO	3	68,154	22,718	-	-	-		
SAN FRANCISCO	2	40,036	20,018	2	63,058	31,529		
NL TOTALS	10	215,050	21,505	10	368,280	36,828		
TOTALS	81	1,750,144	21,607	81	2,097,949	25,901		

AMERICAN LEAGUE

CLUB	HOME		DATES	ROAD		DATES
	TOTAL	AVERAGE		TOTAL	AVERAGE	
NEW YORK	3,304,404	41,828	79	2,460,744	30,759	80
LOS ANGELES	3,019,012	37,272	81	2,174,808	26,849	81
BOSTON	2,924,627	36,107	81	2,270,192	28,027	81
HOUSTON	2,857,367	35,276	81	2,104,192	26,302	80
MINNESOTA	2,294,152	28,323	81	1,880,403	23,505	80
TEXAS	2,132,994	26,333	81	2,128,065	26,601	80
SEATTLE	1,791,863	22,122	81	2,150,464	26,549	81
TORONTO	1,750,144	21,607	81	2,097,949	25,901	81
CLEVELAND	1,738,642	22,008	79	2,020,473	24,944	81
OAKLAND	1,662,211	20,521	81	2,236,950	27,617	81
CHICAGO	1,649,775	21,426	77	1,975,272	24,386	81
DETROIT	1,501,430	18,768	80	1,961,280	24,826	79
KANSAS CITY	1,479,659	18,496	80	2,025,919	25,011	81
BALTIMORE	1,307,807	16,348	80	1,987,773	25,484	78
TAMPA BAY	1,178,735	14,734	80	2,059,373	26,068	79



ALL-TIME ATTENDANCE

RECORDS

(REGULAR SEASON)

Largest Home (Rogers Centre)	50,560	Fri., April 8/05	Boston
Largest Home (Exhibition)	47,828	Wed. July 1/87	New York (AL)
Smallest Home (Exhibition)	10,074	Tues., April 17/79	Chicago
Smallest Rogers Centre	10,314	Mon. April 19/10	Kansas City
Largest Opening Day	50,560	Fri., April 8/05	Boston
Largest Day Game	50,533	Fri., April 9/93	Cleveland
Smallest Day Game	10,074	Tuesday., April 17/79	Chicago
Largest Night Game	61,340	Fri., May 23/86	at Cleveland
Smallest Night Game	7,053	Thur., Sept. 6/79	at Baltimore
Doubleheader (Day) – Home (Rogers Centre)	48,641	Mon., July 17/89	California
Doubleheader (TN) – Home (Exhibition)	45,102	Tues., Aug. 2/83	New York (AL)
Series, Four Dates (Home)	202,093	July 29-Aug. 1/93 (4 Games)	Detroit
Series, Four Dates (Road)	214,510	Sept. 12-15/85 (4 Games)	New York (AL)
Series, Three Dates (Home)	151,584	Sept. 21-23/93 (3 Games)	Boston
Series, Three Dates (Road)	161,793	Sept. 29, 30, Oct. 1/06 (3 Games)	New York (AL)
Series, Two Dates (Home)	101,036	July 27, 28/93 (2 Games)	Baltimore
Series, Two Dates (Road)	91,522	July 16, 17/97 (2 Games)	Texas
Largest Road	61,340	Fri., May 23/86	Cleveland
Smallest Road	746	Wed., April 9/97	Chicago
Season, Home	4,057,947	1993	
Season, Road	2,549,438	1993	
Season, Home & Road	6,607,385	1993	

OPPONENTS IN TORONTO

	LARGEST		SMALLEST	
BALTIMORE	50,528	June 25/94	11,080	Sept. 13/79
BOSTON	50,560	April 8/05	10,428	April 23/82
CHICAGO (AL)	47,171	June 17/17	10,074	April 17/79
CLEVELAND	50,533	April 9/93	10,173	April 20/83
DETROIT	50,532	July 31/93	10,087	April 13/82
HOUSTON (AL)	47,505	Aug. 13/16	13,123	April 8/14
KANSAS CITY	50,531	July 16/93	10,169	April 17/78
LOS ANGELES (AL)	50,529	Sept. 11/93 & May 29/94	11,295	May 15/78
MILWAUKEE (AL)	50,517	Aug. 6/93	10,127	April 14/83
MINNESOTA	50,530	Aug. 10/93	10,155	May 1/79
NEW YORK (AL)	50,530	June 11/94	13,306	April 19/78
OAKLAND	50,529	Sept. 8/93	11,339	May 9/78
SEATTLE	50,527	Aug. 20/93	10,213	June 11/79
TAMPA BAY	48,414	April 13/15	13,002	June 3/02
TEXAS	50,529	July 23/94	10,101	April 27/82
ARIZONA	46,967	June 22/16	14,259	June 11/04
ATLANTA	45,563	June 20/18	16,885	June 11/01
CHICAGO (NL)	40,738	June 15/08	16,879	Sept. 8/14
CINCINNATI	44,058	May 31/17	25,129	June 26/08
COLORADO	33,910	June 24/07	20,032	June 7/02
HOUSTON (NL)	21,494	May 21/11	15,478	May 20/11
LOS ANGELES (NL)	47,156	May 7/16	22,763	June 19/07
MIAMI	44,106	June 10/15	17,582	June 8/15
MILWAUKEE (NL)	48,456	April 11/17	17,615	June 17/05
MONTREAL	50,436	July 1/97	20,074	July 6/01
NEW YORK (NL)	37,252	July 1/98	23,129	July 17/00
PHILADELPHIA	45,512	July 1/11	16,446	May 7/14
PITTSBURGH	46,179	Aug. 12/17	14,090	June 10/03
SAN DIEGO	47,301	July 27/16	19,480	May 25/19
SAN FRANCISCO	32,863	May 15/13	18,081	June 10/02
ST. LOUIS	45,726	June 8/14	20,032	June 13/05
WASHINGTON	41,677	June 13/12	17,067	June 28/06



BLUE JAYS ON THE ROAD

AT	LARGEST		SMALLEST	
BALTIMORE	47,900	June 27/97	7,053	Sept. 6/79
BOSTON	38,347	May 21/09	7,542	April 16/82
CHICAGO (AL)	42,796	July 25/91	746	April 9/97
CLEVELAND	61,340	May 23/86	2,724	April 28/77
DETROIT	52,528	April 7/78	6,210	Sept. 22/80
HOUSTON (AL)	42,174	June 16/19	15,777	May 14/15
KANSAS CITY	41,086	April 8/85	9,593	April 27/09
LOS ANGELES (AL)	61,292	July 4/95	10,239	June 7/77
MILWAUKEE (AL)	53,852	May 6/79	5,298	April 21/82
MINNESOTA	53,067	April 8/88	2,830	Sept. 20/82
NEW YORK (AL)	55,367	May 27/78	8,848	Sept. 8/03
OAKLAND	46,770	July 4/85	1,289	Aug. 14/79
SEATTLE	56,120	April 6/93	4,113	June 1/79
TAMPA BAY	41,546	April 3/01	5,786	May 28/19
TEXAS	48,336	May 19/01	6,819	May 13/82
ARIZONA	39,062	June 22/02	16,155	Sept. 4/13
ATLANTA	48,338	June 27/98	15,178	Sept. 16/15
CHICAGO (NL)	41,814	Aug. 18/17	38,086	June 8/05
CINCINNATI	42,530	June 21/14	28,277	June 6/03
COLORADO	38,412	June 29/16	26,011	May 19/06
MIAMI	27,888	June 24/12	10,242	June 16/06
HOUSTON (NL)	34,925	June 11/05	28,607	June 10/05
LOS ANGELES (NL)	52,173	June 8/07	24,977	June 20/02
MILWAUKEE	42,221	Aug. 19/14	26,607	May 24/17
MONTREAL	22,489	July 9/00	7,015	June 17/01
NEW YORK (NL)	34,203	July 16/01	14,513	Sept. 3/97
PHILADELPHIA	44,958	June 16/09	18,279	July 13/01
PITTSBURGH	31,439	May 3/14	22,983	June 22/08
SAN DIEGO	40,511	June 18/04	20,380	June 2/13
SAN FRANCISCO	41,981	June 5/13	37,574	June 12/07
ST. LOUIS	40,289	June 25/11	28,840	June 4/03
WASHINGTON	39,859	June 25/05	20,860	June 19/09

TWENTY LARGEST HOME CROWDS

ATTENDANCE	DATE	OPPONENT
50,560*	Friday, April 8, 2005	Boston
50,533*	Friday, April 9, 1993	Cleveland
50,532	Saturday, July 31, 1993	Detroit
50,532	Wednesday, Sept. 22, 1993	Boston
50,531	Friday, July 16, 1993	Kansas City
50,530	Tuesday, Aug. 10, 1993	Minnesota
50,530	Saturday, June 11, 1994	New York (AL)
50,529	Thursday, Sept. 8, 1993	Oakland
50,529	Saturday, Sept. 10, 1993	California
50,529	Sunday, May 29, 1994	California
50,529	Saturday, July 23, 1994	Texas
50,528	Thursday, June 17, 1993	Boston
50,528	Thursday, July 29, 1993	Detroit
50,528	Thursday, July 23, 1993	Boston
50,528	Saturday, June 25, 1994	Baltimore
50,527	Thursday, Aug. 12, 1993	Minnesota
50,527	Friday, Aug. 20, 1993	Seattle
50,527	Saturday, Sept. 25, 1993	New York (AL)
50,527	Tuesday, Aug. 9, 1994	Cleveland
50,525	Thursday, July 8, 1993	Texas
50,525	Wednesday, Aug. 11, 1993	Minnesota
50,525	Wednesday, Aug. 25, 1993	Cleveland

*Home Opener



HOW THEY HAVE DRAWN

ATTENDANCE RECAP 1977-2020

AMERICAN LEAGUE

RANK	CLUB	DATES	ATTENDANCE	AVERAGE
1	NEW YORK	318	11,154,406	35,077
2	BOSTON	323	10,264,827	31,780
3	BALTIMORE	322	9,319,059	28,941
4	DETROIT	217	7,094,235	32,692
5	OAKLAND	209	6,244,648	29,879
6	TEXAS*	208	6,023,534	28,959
7	CLEVELAND	201	5,984,836	29,775
8	LOS ANGELES	209	5,923,220	28,341
9	KANSAS CITY	202	5,894,198	29,179
10	SEATTLE	208	5,887,780	28,307
11	CHICAGO	203	5,796,198	28,553
12	MINNESOTA	194	5,785,893	29,824
13	TAMPA BAY	195	4,903,447	25,146
14	MILWAUKEE	132	4,287,402	32,480
15	HOUSTON	23	710,244	30,880
AL TOTALS		3,164	95,424,926	30,169

* Includes game in Puerto Rico to start 2001 season

** Milwaukee moved over to the NL in 1998

NATIONAL LEAGUE

RANK	CLUB	DATES	ATTENDANCE	AVERAGE
1	PHILADELPHIA*	30	933,952	31,132
2	ATLANTA	23	687,479	29,890
3	MONTREAL	23	653,451	28,411
4	NEW YORK	16	474,994	29,687
5	MIAMI	15	371,609	24,774
6	WASHINGTON	15	385,723	25,715
7	LOS ANGELES	12	361,376	30,115
8	CHICAGO	9	247,188	27,465
9	CINCINNATI	9	246,457	27,384
10	ST. LOUIS	9	246,009	27,334
11	PITTSBURGH	9	234,559	26,062
12	COLORADO	12	226,002	18,834
13	SAN FRANCISCO	10	224,831	22,483
14	MILWAUKEE	7	221,108	31,587
15	ARIZONA	8	215,349	26,919
16	SAN DIEGO	6	202,453	33,742
NL TOTALS		213	5,932,540	27,852
GRAND TOTALS		3,377	101,357,466	30,014

*Three home games with the Phillies on June 25-27, 2010 were played in Philadelphia due to G20 Summit in Toronto

**Home games for the 2020 season were played at Sahlen Field in Buffalo, NY, with no fans in attendance.

TOP ALL-TIME ATTENDANCE MARKS

FOUR MILLION CLUB

1.	Colorado Rockies	4,483,350	1993
2.	New York Yankees	4,287,132	2008
3.	New York Yankees	4,271,083	2007
4.	New York Yankees	4,248,067	2006
5.	New York Yankees	4,090,696	2005
6.	Toronto Blue Jays	4,057,947	1993
7.	New York Mets	4,042,045	2008
8.	Toronto Blue Jays	4,028,318	1992
9.	Toronto Blue Jays	4,001,526	1991



ATTENDANCE YEAR-BY-YEAR

	HOME	DATES	AVG.	AWAY	DATES	AVG.	TOTAL
1977	1,794,651	72	23,626	1,101,763	73	14,183	2,736,396
1978	1,562,509	73	21,405	1,295,456	71	17,816	2,827,525
1979	1,431,659	77	18,593	1,269,208	75	16,813	2,692,651
1980	1,400,327	75	18,671	1,286,412	77	16,694	2,685,736
1981	755,083	51	14,806	814,447	50	16,287	1,569,448
1982	1,275,908	77	16,571	1,392,288	77	18,082	2,668,279
1983	1,930,277	77	25,070	1,689,278	81	21,152	3,643,717
1984	2,110,009	79	26,709	1,965,196	77	22,197	3,819,181
1985	2,468,925	78	31,653	1,842,189	81	22,744	4,311,203
1986	2,455,477	78	31,480	1,717,280	81	21,188	4,171,720
1987	2,778,459	81	34,302	1,959,124	81	24,189	4,737,709
1988	2,595,275	81	32,039	1,972,366	81	24,356	4,568,040
1989	3,376,693	80	42,199	1,975,238	81	24,330	5,346,594
1990	3,884,384	81	47,966	2,032,629	81	25,182	5,925,056
1991	4,001,526	81	49,402	2,250,718	81	27,695	6,244,862
1992	4,028,318	81	49,732	2,300,904	81	28,408	6,329,330
1993	4,057,747	81	50,098	2,548,538	81	31,480	6,607,845
1994	2,907,949	59	49,287	1,775,803	55	32,288	4,683,762
1995	2,826,445	72	39,257	1,770,309	70	25,293	4,597,024
1996	2,559,910	81	31,600	1,979,945	81	24,449	4,539,970
1997	2,589,317	81	31,967	2,117,614	81	26,149	4,707,327
1998	2,454,303	81	30,300	2,197,232	81	26,719	4,618,537
1999	2,163,486	81	26,709	2,187,457	81	26,683	4,324,750
2000	1,819,883	81	22,468	2,207,931	81	27,258	4,027,817
2001*	1,915,438	81	23,694	2,225,390	80	27,749	4,115,455
2002	1,637,900	81	20,209	2,088,408	81	25,760	3,723,439
2003	1,799,458	81	22,216	2,120,100	81	26,179	3,919,930
2004	1,900,041	81	23,457	2,127,243	78	27,272	4,027,284
2005	2,014,995	81	24,876	2,421,873	81	29,901	4,436,937
2006	2,302,212	81	28,422	2,311,125	81	28,560	4,615,612
2007	2,360,648	81	29,144	2,529,543	81	31,229	4,890,191
2008	2,400,416	81	29,635	2,421,897	80	30,119	4,809,928
2009	1,876,129	81	23,162	2,198,842	80	27,486	4,074,971
2010	1,625,555	81	20,069	2,249,636	81	27,773	3,875,191
2011	1,818,103	81	22,446	2,238,867	81	27,659	4,058,457
2012	2,099,663	81	25,922	2,326,019	80	29,075	4,425,682
2013	2,536,562	81	31,316	2,271,147	81	28,039	4,807,709
2014	2,375,525	81	29,327	2,406,394	81	29,709	4,781,919
2015	2,794,891	81	34,505	2,193,264	79	27,763	4,988,155
2016	3,392,099	81	41,878	2,435,293	81	30,065	5,827,392
2017	3,203,886	81	39,554	2,422,909	81	29,912	5,626,758
2018	2,325,281	80	29,066	2,012,169	80	25,152	4,337,450
2019	1,750,144	81	21,607	2,097,949	81	25,901	3,848,093
TOTAL	101,357,466	3,377	30,014	86,487,393	3,369	25,672	187,844,859

* Includes game played in Puerto Rico on April 1, 2001 vs. Texas (19,891).

**Home games for the 2020 season were played at Sahlen Field in Buffalo, NY. No fans attended any MLB regular-season games that year.

HOME SELLOUT STREAKS – REGULAR SEASON

DATES

- 60 — May 18, 1990 to April 8, 1991 (Opening Day)
- 50 — June 9, 1993 to April 4, 1994 (Opening Day)
- 46 — May 27, 1992 to September 15, 1992
- 39 — July 4, 1991 to April 11, 1992 (2nd game)
- 38 — July 13, 1989 to April 10, 1990 (Opening Day)



ATTENDANCE AT THE BREAK

YEAR	W-L	PCT.	POS.	GBL	HOME ATTENDANCE
1977	34-58	.370	7th	-19.0	1,020,152
1978	32-53	.376	7th	-26.0	804,890
1979	29-64	.312	7th	-31.5	785,030
1980	33-43	.434	7th	-17.0	675,556
1981*	16-42	.276	7th	-19.0	426,795
1982	37-47	.440	7th	-11.5	637,057
1983	43-33	.566	1st	+1.0	786,503
1984	50-34	.595	2nd	-7.0	1,247,799
1985	53-35	.602	1st	+2.5	1,123,502
1986	47-43	.522	5th	-10.5	1,442,158
1987	51-36	.586	2nd	-3.0	1,413,455
1988	42-46	.477	6th	-11.5	1,473,480
1989	42-45	.483	T4th	-7.0	1,559,163
1990	47-38	.553	2nd	-0.5	2,288,900
1991	49-34	.590	1st	+5.5	2,090,001
1992	53-34	.609	1st	+4.0	2,416,036
1993	49-40	.551	1st	+0.5	2,340,240
1994	38-48	.442	5th	-12.5	2,116,873
1995*	27-40	.403	5th	-11.5	1,295,643
1996	38-49	.437	3rd	-15.0	1,289,964
1997	40-43	.482	T3rd	-14.0	1,547,513
1998	46-42	.523	3rd	-18.5	1,319,694
1999	47-43	.522	3rd	-7.0	1,181,546
2000	48-41	.539	2nd	0.0	816,825
2001	42-46	.477	3rd	-11.0	1,041,822
2002	34-52	.395	4th	-20.5	766,790
2003	49-46	.516	3rd	-9.0	1,087,864
2004	39-49	.443	4th	-17.0	913,198
2005	44-44	.500	4th	-5.5	910,866
2006	49-39	.557	3rd	-4.5	1,186,106
2007	43-44	.494	T2nd	-10.0	1,194,984
2008	47-48	.495	4th	-9.0	1,293,270
2009	44-46	.489	4th	-11.0	982,117
2010	44-45	.494	4th	-12.5	783,773
2011	44-45	.494	4th	-12.5	913,846
2012	43-43	.500	T4th	-9.5	1,107,908
2013	45-49	.479	5th	-11.5	1,445,173
2014	49-47	.510	2nd	-4.0	1,249,746
2015	45-46	.495	4th	-4.5	1,232,303
2016	51-40	.560	3rd	-2.0	1,845,707
2017	41-47	.466	5th	-8.5	1,823,669
2018	43-52	.453	4th	-23.5	1,422,954
2019	34-57	.374	4th	-24.5	994,511

* Strike Season

**Home games for the 2020 season were played at Sahlen Field in Buffalo, NY, with no fans in attendance. The 60-game season had no All-Star break.

SUSPENDED GAMES

The Blue Jays have played four suspended games in their history.

- 1) Aug. 28, 1980 vs. MIN (L 7-5 in 15 innings)...Game was suspended after 14 innings due to 5 pm Canadian National Exhibition curfew.
- 2) Sept. 17, 1980 at NYY (L 8-7 in 13 innings)...Game was completed the next day after the contest had been halted the night before with the Jays batting in the 10th inning.
- 3) May 3, 1996 at BOS (L 8-7)...Play was stopped at 1:06 am after 6 innings due to 1:00 am curfew... The game was completed the next day.
- 4) July 23, 2008 at BAL (W 5-1)...Contest was suspended in the 6th inning due to rain with the Jays leading by a score of 2-1...The game was continued the next day on July 24.
- 5) Aug. 15, 2020 vs. TB (L 2-3)...Game was delayed for 1:57 due to rain in the middle of the 4th with the scored tied at 1-1...The contest resumed the next afternoon as the start of a doubleheader.



INDIVIDUAL RECORDS

BLUE JAYS CAREER GAMES BY POSITION

GAMES BY POSITION (TOP 5)

CATCHERS	(81)
ERINE WHITT	1159
PAT BORDERS	691
DARRIN FLETCHER	516
GREGG ZAUN	483
BUCK MARTINEZ	442

FIRST BASEMEN	(116)
CARLOS DELGADO	1168
WILLIE UPSHAW	950
JOHN OLERUD	766
LYLE OVERBAY	703
JUSTIN SMOAK	595

SECOND BASEMEN	(100)
DAMASO GARCIA	869
AARON HILL	746
ROBERTO ALOMAR	695
ORLANDO HUDSON	454
MANUEL LEE	345

SHORTSTOPS	(85)
TONY FERNANDEZ	1104
ALFREDO GRIFFIN	907
ALEX GONZALEZ	874
MANUEL LEE	363
JOHN McDONALD	362

THIRD BASEMEN	(124)
KELLY GRUBER	830
ED SPRAGUE	814
RANCE MULLINIKS	726
GARTH IORG	559
ROY HOWELL	489

OUTFIELDERS	(196)
VERNON WELLS	1357
LLOYD MOSEBY	1326
GEORGE BELL	1060
JOSE BAUTISTA	992
JESSE BARFIELD	966

PITCHERS	(450)
JASON FRASOR	505
DUANE WARD	452
TOM HENKE	446
DAVE STIEB	439
CASEY JANSSEN	389

HOME RUN RECORDS BY POSITION (SEASON)

POSITION	PLAYER	HR	YEAR
1B	Carlos Delgado	41	2000
2B	Aaron Hill	36	2009
3B	Tony Batista	41	2000
SS	Tony Batista	26	1999
LF	George Bell	45	1987
CF	Vernon Wells	33	2003
RF	Shawn Green	42	1999
C	J.P. Arencibia	23	2011
DH	Brad Fullmer	32	2000



BATTING LEADERS

* League Leader		Bold = Club Record								
Year	AVG (350 AB)	AB		R		H		2B		
1977	R. Howell	.316	B. Bailor	496	B. Bailor	62	B. Bailor	154	R. Fairly	24
1978	R. Carty	.284	B. Bailor	621	B. Bailor	74	B. Bailor	164	B. Bailor	29
1979	A. Griffin	.287	A. Griffin	624	A. Griffin	81	A. Griffin	179	R. Bosetti	35
1980	A. Woods	.300	A. Griffin	653	A. Griffin	63	A. Griffin	166	D. Garcia	30
1981	L. Moseby	.233	A. Griffin	388	L. Moseby	36	L. Moseby	88	A. Griffin	19
1982	D. Garcia	.310	D. Garcia	597	D. Garcia	89	D. Garcia	185	D. Garcia	32
1983	B. Bonnell	.318	W. Upshaw	579	L. Moseby	104	W. Upshaw	177	R. Mulliniks	34
1984	D. Collins	.308	D. Garcia	633	L. Moseby	97	D. Garcia	180	G. Bell	39
1985	R. Mulliniks	.295	G. Bell	607	J. Barfield	94	D. Garcia	169	J. Barfield	34
1986	T. Fernandez	.310	T. Fernandez	687	J. Barfield	107	T. Fernandez	213	G. Bell	38
1987	T. Fernandez	.322	G. Bell	610	G. Bell	111	G. Bell	188	G. Bell	32
1988	M. Lee	.291	T. Fernandez	648	F. McGriff	100	T. Fernandez	186	T. Fernandez	41
1989	G. Bell	.297	G. Bell	613	F. McGriff	98	G. Bell	182	G. Bell	41
1990	F. McGriff	.300	T. Fernandez	635	K. Gruber	92	T. Fernandez	175	K. Gruber	36
									M. Wilson	36
1991	R. Alomar	.295	D. White	642	D. White	110	R. Alomar	188	J. Carter	42
1992	R. Alomar	.310	D. White	641	R. Alomar	105	R. Alomar	177	D. Winfield	32
1993	J. Olerud	.363*	P. Molitor	636	P. Molitor	121	P. Molitor	211*	J. Olerud	54*
1994	P. Molitor	.341	P. Molitor	454	P. Molitor	86	P. Molitor	155	P. Molitor	30
1995	R. Alomar	.300	J. Carter	558	E. Sprague	77	R. Alomar	155	J. Olerud	32
1996	O. Nixon	.286	J. Carter	625	E. Sprague	88	J. Carter	158	J. Carter	35
									E. Sprague	35
1997	S. Green	.287	J. Carter	612	C. Delgado	79	J. Carter	143	C. Delgado	42
1998	T. Fernandez	.321	S. Green	630	S. Green	106	S. Green	175	C. Delgado	43
1999	T. Fernandez	.328	S. Green	614	S. Green	134	S. Green	190	S. Green	45*
2000	C. Delgado	.344	T. Batista	620	C. Delgado	115	C. Delgado	196	C. Delgado	57*
2001	S. Stewart	.316	S. Stewart	640	S. Stewart	103	S. Stewart	202	S. Stewart	44
2002	S. Stewart	.303	V. Wells	608	C. Delgado	103	S. Stewart	175	E. Hinske	38
					S. Stewart	103			S. Stewart	38
2003	V. Wells	.317	V. Wells	678	V. Wells	118	V. Wells	215*	V. Wells	49*
2004	A. Rios	.286	E. Hinske	570	V. Wells	82	V. Wells	146	V. Wells	34
2005	F. Catalanotto	.301	V. Wells	620	S. Hillenbrand	91	S. Hillenbrand	173	S. Hillenbrand	36
2006	R. Jonhson	.319	V. Wells	611	T. Glaus	105	V. Wells	185	L. Overbay	46
2007	A. Rios	.297	A. Rios	643	A. Rios	114	A. Rios	191	A. Hill	47
2008	V. Wells	.300	A. Rios	635	A. Rios	91	A. Rios	185	A. Rios	47
2009	A. Lind	.305	A. Hill	682	A. Hill	103	A. Hill	195	A. Lind	46
2010	J. Buck	.281	V. Wells	590	J. Bautista	109	V. Wells	161	V. Wells	44
2011	J. Bautista	.302	J. Bautista	513	J. Bautista	105	J. Bautista	155	E. Encarnacion	36
			Y. Escobar	513						
2012	E. Encarnacion	.280	C. Rasmus	565	E. Encarnacion	93	E. Encarnacion	152	B. Lawrie	26
2013	A. Lind	.288	E. Encarnacion	530	E. Encarnacion	90	E. Encarnacion	144	E. Encarnacion	29
2014	M. Cabrera	.301	J. Reyes	610	J. Bautista	101	J. Reyes	175	M. Cabrera	35
2015	J. Donaldson	.297	J. Donaldson	620	J. Donaldson	122*	J. Donaldson	184	J. Donaldson	41
2016	J. Donaldson	.284	E. Encarnacion	601	J. Donaldson	122	J. Donaldson	164	K. Pillar	35
2017	J. Donaldson	.270	J. Bautista	587	J. Bautista	92	J. Smoak	151	K. Pillar	37
			K. Pillar	587						
2018	A. Diaz	.263	K. Pillar	512	T. Hernández	67	K. Pillar	129	K. Pillar	40
					J. Smoak	67				
2019	V. Guerrero Jr.	.272	R. Grichuk	586	R. Grichuk	75	R. Grichuk	136	R. Grichuk	29
2020	L. Gurriel Jr.	.308 (150AB)	V. Guerrero Jr.	221	C. Biggio	41	L. Gurriel Jr.	64	C. Biggio	16

BIOGRAPHIES

LAST SEASON

HISTORY

RECORDS

OPPONENTS

PLAYER DEV.

MEDIA & MISC.



Year	3B		HR		RBI		BB		SO	
1977	S. Stagg	6	R. Fairly	19	R. Fairly	64	O. Velez	65	O. Velez	87
1978	D. McKay	8	J. Mayberry	22	J. Mayberry	70	J. Mayberry	61	D. McKay	90
1979	A. Griffin	10	J. Mayberry	21	J. Mayberry	74	J. Mayberry	69	R. Howell	91
1980	A. Griffin	15*	J. Mayberry	30	J. Mayberry	82	J. Mayberry	77	R. Howell	92
1981	A. Griffin	6	J. Mayberry	17	J. Mayberry	43	O. Velez	55	L. Moseby	86
1982	L. Moseby	9	W. Upshaw	21	W. Upshaw	75	W. Upshaw	52	L. Moseby	106
1983	A. Griffin	9	J. Barfield	27	W. Upshaw	104	C. Johnson	67	J. Barfield	110
1984	D. Collins	15*	W. Upshaw	27	L. Moseby	92	L. Moseby	78	L. Moseby	122
	L. Moseby	15*	G. Bell	26	G. Bell	95	L. Moseby	76	J. Barfield	143
1985	T. Fernandez	10	G. Bell	28	G. Bell	108	W. Upshaw	78	J. Barfield	146
1986	T. Fernandez	9	J. Barfield	40*	J. Barfield	108				
1987	T. Fernandez	8	G. Bell	47	G. Bell	134*	L. Moseby	70	J. Barfield	141
1988	L. Moseby	7	F. McGriff	34	G. Bell	97	F. McGriff	79	F. McGriff	149
1989	T. Fernandez	9	F. McGriff	36*	G. Bell	104	F. McGriff	119	F. McGriff	132
1990	T. Fernandez	17*	F. McGriff	35	K. Gruber	118	F. McGriff	94	F. McGriff	108
1991	R. Alomar	11	J. Carter	33	J. Carter	108	J. Olerud	68	D. White	135
1992	R. Alomar	8	J. Carter	34	J. Carter	119	R. Alomar	87	D. White	133
1993	T. Fernandez	9	J. Carter	33	J. Carter	121	J. Olerud	114	D. White	127
1994	D. White	6	J. Carter	27	J. Carter	103	J. Olerud	61	D. White	95
1995	R. Alomar	7	J. Carter	25	J. Carter	76	J. Olerud	84	A. Gonzalez	114
1996	J. Carter	7	E. Sprague	36	J. Carter	107	O. Nixon	71	E. Sprague	146
1997	S. Stewart	7	C. Delgado	30	J. Carter	102	C. Delgado	64	C. Delgado	133
1998	S. Green	4	J. Canseco	46	C. Delgado	115	C. Delgado	73	J. Canseco	159*
1999	H. Bush	4	C. Delgado	44	C. Delgado	134	C. Delgado	86	C. Delgado	141
2000	J. Cruz	5	T. Batista	41	C. Delgado	137	C. Delgado	123	J. Cruz	129
	S. Stewart	5	C. Delgado	41	C. Delgado	102	C. Delgado	111	A. Gonzalez	149
2001	S. Stewart	7	C. Delgado	39	C. Delgado	108	C. Delgado	102	E. Hinske	138
2002	S. Stewart	6	C. Delgado	33	C. Delgado	145*	C. Delgado	109	C. Delgado	137
2003	F. Catalanotto	6	C. Delgado	42	C. Delgado	99	C. Delgado	69	C. Delgado	115
	O. Hudson	7	C. Delgado	32	C. Delgado	97	G. Zaun	73	E. Hinske	121
2004	O. Hudson	7								
2005	R. Johnson	6	V. Wells	28	V. Wells	106	T. Glaus	86	T. Glaus	134
	A. Rios	6	T. Glaus	38	V. Wells	95	F. Thomas	81	A. Rios	103
2006	A. Rios	6	F. Thomas	26	F. Thomas	79	L. Overbay	74	L. Overbay	116
2007	A. Rios	7	V. Wells	20	A. Rios	114	M. Scutaro	90	A. Lind	110
2008	A. Rios	8	A. Hill	36	J. Bautista	124	J. Bautista	100	A. Lind	144
2009	J. Bautista	3	J. Bautista	54*	J. Bautista	103	J. Bautista	132*	J. Arencibia	133
	V. Wells	3	J. Bautista	43*	J. Bautista	110	E. Encarnacion	84	K. Johnson	159
2010	F. Lewis	5	E. Encarnacion	42	E. Encarnacion	104	E. Encarnacion	82	J. Arencibia	148
2011	R. Davis	6	E. Encarnacion	36	J. Bautista	103	J. Bautista	104	C. Rasmus	124
2012	C. Rasmus	5	J. Bautista	35	J. Bautista	123*	J. Bautista	110*	J. Donaldson	133
2013	A. Gose	5	J. Donaldson	41	E. Encarnacion	127	J. Donaldson	109	M. Saunders	157
	M. Kawasaki	5	E. Encarnacion	42	J. Smoak	90	J. Bautista	84	J. Bautista	170
2014	J. Reyes	4	J. Smoak	38	J. Smoak	77	J. Smoak	83	T. Hernández	163
2015	R. Goins	4	R. Grichuk	25	J. Smoak	80	J. Smoak	79	R. Grichuk	163
2016	J. Donaldson	5	R. Grichuk	31	R. Grichuk	35	C. Biggio	41	T. Hernández	63
2017	5 Players	1	T. Hernández	16	R. Grichuk					
2018	T. Hernández	7								
2019	R. Grichuk	5								
2020	V. Guerrero Jr.	2								



Year	SLG %	OBP %	SB	SH	SF
1977	R. Fairly .465	R. Howell .386	B. Bailor 15	A. Ashby 10	O. Velez 6
1978	R. Carty .481	R. Carty .340	R. Bosetti 6	L. Gomez 19	J. Mayberry 7
1979	J. Mayberry .461	J. Mayberry .372	A. Griffin 21	A. Griffin 16	R. Bosetti 7
1980	O. Velez .487	O. Velez .365	A. Griffin 18	A. Griffin 10	A. Griffin 5
				L. Moseby 10	R. Howell 5
				A. Woods 8	L. Moseby 4
				A. Griffin 11	G. Iorg 7
				A. Griffin 11	W. Upshaw 7
1981	L. Moseby .357	L. Moseby .278	D. Garcia 13	A. Griffin 13	B. Martinez 9
1982	W. Upshaw .443	B. Bonnell .345	D. Garcia 54	T. Fernandez 7	G. Bell 8
1983	W. Upshaw .515	L. Moseby .376	D. Collins 31	A. Griffin 11	R. Leach 7
			D. Garcia 31	T. Fernandez 5	L. Moseby 7
1984	C. Johnson .507	C. Johnson .390	D. Collins 60	A. Griffin 13	G. Bell 9
1985	J. Barfield .536	R. Mulliniks .383	L. Moseby 37	T. Fernandez 7	G. Bell 8
1986	J. Barfield .559	J. Barfield .368	L. Moseby 32	T. Fernandez 5	R. Leach 7
					L. Moseby 7
1987	G. Bell .605	T. Fernandez .379	L. Moseby 39	G. Iorg 6	G. Bell 9
1988	F. McGriff .552	F. McGriff .376	L. Moseby 31	K. Gruber 5	G. Bell 8
				N. Liriano 5	
1989	F. McGriff .525	F. McGriff .399	L. Moseby 24	N. Liriano 10	G. Bell 14
1990	F. McGriff .530	F. McGriff .400	T. Fernandez 26	M. Wilson 6	K. Gruber 13
1991	J. Carter .503	R. Alomar .354	R. Alomar 53	R. Alomar 16	J. Olerud 10
1992	J. Carter .498	R. Alomar .405	R. Alomar 49	M. Lee 8	J. Carter 13
1993	J. Olerud .599	J. Olerud .473*	R. Alomar 55	P. Borders 7	J. Carter 10
1994	J. Carter .524	P. Molitor .410	P. Molitor 20	D. Schofield 8	J. Carter 13
1995	S. Green .509	J. Olerud .398	R. Alomar 30	A. Gonzalez 9	R. Alomar 7
					E. Sprague 7
1996	E. Sprague .496	J. Olerud .382	O. Nixon 54	3 Players 7	C. Delgado 8
1997	C. Delgado .528	O. Merced .352	O. Nixon 47	A. Gonzalez 11	J. Carter 9
1998	C. Delgado .592	T. Fernandez .387	S. Stewart 51	A. Gonzalez 13	D. Fletcher 7
1999	S. Green .588	T. Fernandez .427	S. Stewart 37	H. Bush 8	C. Delgado 7
2000	C. Delgado .664	C. Delgado .470	R. Mondesi 22	A. Gonzalez 16*	B. Fullmer 6
2001	C. Delgado .540	C. Delgado .408	J. Cruz Jr. 32	A. Gonzalez 7	A. Gonzalez 10
2002	C. Delgado .549	C. Delgado .406	S. Stewart 14	D. Berg 4	3 players tied 8
2003	C. Delgado .593	C. Delgado .426	E. Hinske 12	K. Cash 5	S. Stewart 8
					V. Wells 8
2004	C. Delgado .535	C. Delgado .372	A. Rios 15	4 Players 3	C. Delgado 11
2005	V. Wells .463	F. Catalanotto .367	A. Rios 14	F. Catalanotto 4	R. Adams 8
				K. Huckaby 4	V. Wells 8
2006	V. Wells .542	R. Johnson .390	V. Wells 17	J. McDonald 6	A. Rios 10
2007	M. Stairs .549	F. Thomas .377	A. Rios 17	J. McDonald 12	A. Rios 7
2008	V. Wells .496	L. Overbay .358	A. Rios 32	D. Eckstein 9	M. Scutaro 7
2009	A. Lind .562	M. Scutaro .379	A. Rios 19	J. Bautista 6	3 Players 7
2010	J. Bautista .617	J. Bautista .378	F. Lewis 17	Y. Escobar 7	J. Buck 6
2011	J. Bautista .608*	J. Bautista .447	R. Davis 34	C. Patterson 6	A. Lind 8
2012	E. Encarnacion .557	E. Encarnacion .384	R. Davis 46	Y. Escobar 7	E. Encarnacion 7
2013	E. Encarnacion .534	E. Encarnacion .370	R. Davis 45	M. Kawasaki 10	E. Encarnacion 5
2014	E. Encarnacion .547	J. Bautista .403	J. Reyes 30	M. Kawasaki 8	J. Bautista 6
					D. Navarro 6
2015	J. Donaldson .568	J. Bautista .377	K. Pillar 25	R. Goins 7	J. Donaldson 10
					E. Encarnacion 10
2016	J. Donaldson .549	J. Donaldson .404	K. Pillar 14	E. Carrera 7	E. Encarnacion 8
2017	J. Donaldson .559	J. Donaldson .385	K. Pillar 15	R. Goins 5	J. Bautista 7
2018	R. Grichuk .502	J. Smoak .350	K. Pillar 14	R. Urena 2	K. Pillar 6
2019	T. Hernández .472	C. Biggio .364	C. Biggio 14	E. Sogard 3	4 Players 3
				R. Urena 3	
2020	T. Hernández .579	C. Biggio .375	J. Villar 7	R. McGuire 4	3 Players 2



Year	IBB	Pinch-Hits	Hitting Streaks
1977	R. Fairly	11 S. Ewing	10 R. Howell (May 10-25)
1978	R. Carty	5 O. Velez	8 D. McKay (May 19-June 2)
1979	J. Mayberry	7 O. Velez	5 A. Griffin (Aug. 28-Sept. 12)
1980	J. Mayberry	9 S. Braun	9 A. Griffin (Aug. 13-Sept. 1)
			J. Mayberry (May 31-June 18)
1981	A. Woods	5 W. Upshaw	4 D. Garcia (May 29-June 9)
1982	W. Upshaw	8 W. Nordhagen	11 D. Garcia (Aug. 4-21)
1983	C. Johnson	8 R. Mulliniks	10 D. Garcia (June 21-July 16)
	W. Upshaw	8	L. Moseby (July 27-Aug. 16)
1984	W. Upshaw	14 C. Johnson	11 D. Garcia (April 15-May 1)
1985	E. Whitt	9 R. Mulliniks	9 J. Barfield (May 8-26)
			D. Garcia (July 23-Aug. 10)
1986	J. Barfield	5 G. Iorg	10 D. Garcia (June 15-July 8)
		R. Leach	10
1987	G. Bell	7 R. Mulliniks	8 T. Fernandez (Aug. 23-Sept. 18)
1988	J. Barfield	6 R. Mulliniks	6 K. Gruber (June 22-July 4)
	L. Moseby	6	
1989	F. McGriff	12 B. Brenly	6 G. Bell (Aug. 8-31)
1990	F. McGriff	12 R. Mulliniks	8 T. Fernandez (April 10-25)
			K. Gruber (Sept. 10-25)
1991	J. Carter	12 P. Tabler	9 R. Alomar (May 24-June 9)
1992	J. Olerud	11 J. Olerud	4 D. Winfield (April 22-May 9)
1993	J. Olerud	33 T. Ward	2 J. Olerud (May 26-June 22)
1994	J. Olerud	12 M. Huff	3 J. Carter (April 12-28)
1995	J. Olerud	10 M. Huff	4 R. Alomar (Aug. 5-21)
1996	J. Olerud	6 R. Perez	5 O. Nixon (June 4-July 6)
1997	C. Delgado	9 C. Delgado	4 C. Delgado (Sept. 11-28)
1998	C. Delgado	13 F. Crespo	2 C. Delgado (May 21-June 9)
		D. Fletcher	2
		J. Samuel	2
1999	T. Fernandez	11 W. Greene	6 S. Green (June 29-July 31)
2000	C. Delgado	18 D. Fletcher	4 C. Delgado (June 4-29)
		T. Greene	4
2001	C. Delgado	22 T. Fernandez	16 J. Cruz Jr. (April 4-27)
2002	C. Delgado	18 D. Fletcher	4 V. Wells (June 7-26)
			S. Stewart (May 24-June 6)
2003	C. Delgado	23 T. Wilson	7 M. Bordick (July 18-Aug. 13)
			R. Johnson (Aug. 30-Sept. 23)
			V. Wells (June 6-28)
2004	C. Delgado	12 C. Gomez	4 V. Wells (May 8-26)
2005	E. Hinske	4 R. Adams	5 A. Hill (June 27-July 15)
		O. Hudson	5
2006	L. Overbay	7 F. Catalanotto	5 B. Molina (May 23-June 20)
2007	G. Zaun	8 M. Stairs	7 A. Hill (Sept. 14-end of season)
			F. Thomas (Aug. 20-Sept. 5)
2008	M. Stairs	9 M. Stairs	5 A. Rios (Aug. 30-Sept. 11)
2009	A. Lind	7 R. Barajas	3 S. Rolen (June 8-July 8)
2010	L. Overbay	7 4 Players	1 A. Lind (July 1-22)
			V. Wells (May 21-June 6)
2011	J. Bautista	24* 10 Players tied	1 E. Encarnacion (July 31-Aug. 14)
2012	E. Encarnacion	12 D. Cooper	4 3 players tied
2013	E. Encarnacion	7 A. Lind	7 B. Lawrie (July 29-Aug. 9)
2014	J. Bautista	11 A. Lind	5 M. Cabrera (March 31-April 15)
		D. Navarro	5
2015	Encarnacion	5 J. Smoak	6 E. Encarnacion (July 26-Aug. 31)
2016	J. Donaldson	6 D. Barney	3 D. Travis (Sept. 3-20)
		J. Smoak	3
2017	J. Bautista	3 E. Carrera	6 D. Travis (May 14-29)
	J. Smoak	3	
2018	K. Morales	5 C. Granderson	6 J. Smoak (July 25-Aug. 9)
2019	J. Smoak	3 B. McKinney	2 B. Bichette (July 29-Aug. 8)
	R. Tellez	3 R. Tellez	2 Pandal Grichuk (Sept. 6-19)
2020	4 Players	1 T. Hernández	2 T. Hernández (Aug. 20-Sept. 3)



PITCHING LEADERS

* League Leader

Bold = Club Record

Year	W	L	ERA (MIN. 1 INN/GM)	G	
1977	D. Lemanczyk	13	J. Garvin 18	J. Garvin 4.19	P. Vuckovich 53
1978	J. Clancy	10	J. Jefferson 16	J. Clancy 4.09	T. Murphy 50
1979	T. Underwood	9	P. Huffman 18	T. Underwood 3.69	T. Buskey 44
1980	J. Clancy	13	J. Clancy 16	J. Clancy 3.30	J. Garvin 61
1981	D. Stieb	11	L. Leal 13	D. Stieb 3.19	J. McLaughlin 40
1982	D. Stieb	17	L. Leal 15	D. Stieb 3.25	D. Murray 56
1983	D. Stieb	17	J. Gott 14	D. Stieb 3.04	J. McLaughlin 50
1984	D. Alexander	17	J. Clancy 15	D. Stieb 2.83	J. Key 63
1985	D. Alexander	17	D. Stieb 13	D. Stieb 2.48*	G. Lavelle 69
1986	J. Clancy	14	J. Clancy 14	J. Key 3.57	M. Eichhorn 69
	J. Key	14			
	M. Eichhorn	14			
1987	J. Key	17	J. Clancy 11	J. Key 2.76*	M. Eichhorn 89
1988	D. Stieb	16	J. Clancy 13	D. Stieb 3.04	D. Ward 64
			M. Flanagan 13		
1989	D. Stieb	17	J. Key 14	J. Cerutti 3.07	D. Ward 66
1990	D. Stieb	18	T. Stottlemyre 17	D. Stieb 2.93	D. Ward 73
1991	J. Key	17	J. Key 12	J. Key 3.05	D. Ward 81
1992	J. Morris	21	J. Key 13	J. Guzman 2.64	D. Ward 79
1993	P. Hentgen	19	T. Stottlemyre 12	P. Hentgen 3.87	D. Ward 71
			J. Morris 12		
1994	P. Hentgen	13	J. Guzman 11	P. Hentgen 3.40	T. Castillo 41
1995	A. Leiter	11	J. Guzman 14	A. Leiter 3.64	T. Castillo 55
			P. Hentgen 14		
1996	P. Hentgen	20	E. Hanson 17	J. Guzman 2.93*	M. Timlin 59
1997	R. Clemens	21*	W. Williams 14	R. Clemens 2.05*	P. Quantrill 77
1998	R. Clemens	20*	J. Guzman 12	R. Clemens 2.65*	P. Quantrill 82
1999	D. Wells	17	P. Hentgen 12	P. Hentgen 4.74	G. Lloyd 74
2000	D. Wells	20*	K. Escobar 15	D. Wells 4.11	B. Koch 68
					P. Quantrill 68
2001	C. Carpenter	11	C. Carpenter 11	C. Carpenter 4.09	P. Quantrill 80*
	E. Loaiza	11	E. Loaiza 11		
	P. Quantrill	11			
2002	R. Halladay	19	E. Loaiza 10	R. Halladay 2.93	K. Escobar 76
2003	R. Halladay 22*		C. Lidle 15	R. Halladay 3.25	T. Miller 79*
2004	T. Lilly	12	M. Batista 13	T. Lilly 4.06	J. Frasor 63
2005	G. Chacin	13	J. Towers 12	R. Halladay 2.41	S. Schoeneweis 80
	J. Towers	13			
2006	R. Halladay	16	T. Lilly 13	R. Halladay 3.19	B. J. Ryan 65
2007	R. Halladay	16	D. McGowan 10	R. Halladay 3.71	S. Downs 81*
			J. Towers 10		
2008	R. Halladay	20	R. Halladay 11	R. Halladay 2.78	J. Carlson 69
2009	R. Halladay	17	S. Richmond 11	R. Halladay 2.79	J. Carlson 73
2010	B. Cecil	15	R. Romero 9	S. Marcum 3.64	S. Camp 70
2011	R. Romero	15	3 players 11	R. Romero 2.92	S. Camp 67
2012	B. Morrow	10	H. Alvarez 14	H. Alvarez 4.85	C. Janssen 62
			R. Romero 14		D. Oliver 62
2013	R. Dickey	14	R. Dickey 13	M. Buehrle 4.15	A. Loup 64
2014	R. Dickey	14	R. Dickey 13	M. Buehrle 3.39	A. Loup 71
			D. Hutchison 13		
2015	M. Buehrle	15	R. Dickey 11	M. Estrada 3.13	R. Osuna 68
2016	J. Happ	20	R. Dickey 15	A. Sanchez 3.00*	R. Osuna 72
2017	M. Stroman	13	J. Biagini 13	M. Stroman 3.09	R. Tepera 73
2018	J.A. Happ	10	M. Estrada 14	None	T. Clippard 73
2019	3 Players	6	A. Sanchez 14	None	T. Mayza 68
2020	H. Ryu	5	S. Yamaguchi 4	H. Ryu 2.69	A. Bass 26

BIographies

LAST SEASON

HISTORY

RECORDS

OPPONENTS

PLAYER DEV.

MEDIA & MISC.



Year	GS	CG	SV	SHO				
1977	J. Garvin D. Lemanczyk 3 Players	34 34 30	J. Garvin J. Jefferson V. Cruz	12 9 9	P. Vuckovich J. Jefferson D. Lemanczyk	8 2 3	3 pitchers	1
1978	T. Underwood	32	T. Underwood	12	T. Buskey	7	D. Steib	4
1979	J. Clancy	34	J. Clancy	15	J. Garvin	8	D. Steib	2
1980	D. Stieb	25	D. Stieb	11	J. McLaughlin	10	D. Steib	2
1981	J. Clancy	40*	D. Stieb	19	D. Murray	11	D. Steib	5
1982	D. Stieb	36	D. Stieb	14	R. Moffitt	10	D. Steib	4
1983	J. Clancy	36*	D. Alexander	11	R.L. Jackson	10	3 tied at	2
1984	D. Alexander	36	D. Stieb	11	J. Key	10	D. Steib	2
1985	D. Stieb	36	D. Stieb	8	B. Caudill	14	D. Steib	2
1986	J. Key	35	J. Clancy	6	T. Henke	27	J. Clancy	3
1987	J. Clancy	37	J. Key	8	T. Henke	34*	3 pitchers	1
1988	M. Flanagan	34	D. Stieb	8	T. Henke	25	D. Steib	4
1989	D. Stieb	33	J. Key	5	T. Henke	20	D. Steib	2
1990	J. Key	33						
1991	D. Stieb	33	T. Stottlemyre	4	T. Henke	32	D. Steib	2
1992	T. Stottlemyre	33						
1993	T. Stottlemyre	34	T. Candiotti	3	T. Henke	32	J. Key	2
1994	J. Morris	34	J. Morris	6	T. Henke	34	J. Key	2
1995	J. Morris	34	T. Stottlemyre	6			T. Stottlemyre	2
1996	J. Morris	33	J. Morris	4	D. Ward	45	4 pitchers	1
1997	J. Guzman	25	P. Hentgen	6	D. Hall	17	P. Hentgen	3
1998	J. Guzman	25	P. Hentgen	5	D. Cone	13	D. Cone	3
1999	P. Hentgen	30	P. Hentgen	10	M. Timlin	31	P. Hentgen	3
2000	E. Hanson	35						
2001	P. Hentgen	35						
2002	P. Hentgen	35	R. Clemens	9*	K. Escobar	14	R. Clemens	3*
2003	P. Hentgen	35	P. Hentgen	9*	R. Myers	28	P. Hentgen	3*
2004	R. Clemens	33	R. Clemens	5	B. Koch	31	R. Clemens	3
2005	P. Hentgen	34	D. Wells	7*			3 pitchers	1
2006	D. Wells	34						
2007	D. Wells	35*	D. Wells	9*	B. Koch	33	3 pitchers	1
2008	C. Carpenter	34	C. Carpenter	3	B. Koch	36	C. Carpenter	2
2009	R. Halladay	34	E. Loaiza	3	K. Escobar	38	R. Halladay	1
2010	R. Halladay	34					E. Loaiza	1
2011	R. Halladay	36*	R. Halladay	9*	A. Lopez	14	R. Halladay	2*
2012	T. Lilly	32	T. Lilly	2	J. Frasor	17	4 pitchers	1
2013	T. Lilly	32	M. Batista	2				
2014	G. Chacin	34	R. Halladay	5	M. Batista	31	R. Halladay	2
2015	R. Halladay	32	R. Halladay	4	B.J. Ryan	38	A.J. Burnett	1
2016	T. Lilly	32						
2017	R. Halladay	31	R. Halladay	7*	J. Accardo	30	R. Halladay	1
2018	A. Burnett	34	R. Halladay	9*	B.J. Ryan	32	D. McGowan	1
2019	R. Halladay	32	R. Halladay	9*	J. Frasor	11	R. Halladay	4*
2020	R. Romero	32	R. Romero	3	K. Gregg	37	B. Morrow	1
2021	R. Romero	32	R. Romero	4	F. Francisco	17	R. Romero	2
2022	R. Romero	32	B. Morrow	3	C. Janssen	22	B. Morrow	3
2023	R. Dickey	34	R. Dickey	3	C. Janssen	34	R. Dickey	1
2024	R. Dickey	34	3 players	1	C. Janssen	25	M. Buehrle	1
2025	R. Dickey	33	M. Buehrle	4	R. Osuna	20	D. Hutchison	1
2026	J. Happ	32	None		R. Osuna	36	M. Stroman	1
2027	M. Stroman	32					M. Buehrle	1
2028	M. Estrada	33	M. Stroman	2	R. Osuna	39	D. Hutchison	1
2029	M. Stroman	33						
2030	M. Estrada	28	None		K. Giles	14	None	
2031	T. Thornton	29	R. Feierabend	1	K. Giles	23	None	
2032	H. Ryu	12	None		A. Bass	7	None	



Year	IP		SO		BB	
1977	D. Lemanczyk	252.0	J. Garvin	127	D. Lemanczyk	87
1978	J. Jefferson	211.2	T. Underwood	139	J. Clancy	91
1979	T. Underwood	227.0	T. Underwood	127	T. Underwood	95
1980	J. Clancy	250.2	J. Clancy	152	J. Clancy	128
1981	D. Steib	183.2	D. Steib	89	J. Clancy	64
1982	D. Steib	288.1	D. Steib	141	L. Leal	79
1983	D. Steib	278.0	D. Steib	187	D. Steib	83
1984	D. Steib	267.0	D. Steib	198	Clancy/Stieb	88
1985	D. Steib	265.0	D. Steib	167	D. Steib	96
1986	J. Key	232.0	M. Eichhorn		D. Steib	87
1987	J. Key	261.0	J. Clancy	180	D. Steib	87
1988	M. Flanagan	211.0	D. Steib	147	M. Flanagan	80
1989	J. Key	216.0	D. Ward	122	D. Steib	76
1990	D. Steib	208.2	D. Steib	125	T. Stottlemyre	69
1991	T. Stottlemyre	219.0	D. Ward	132	T. Stottlemyre	75
1992	J. Morris	240.2	J. Guzman	165	J. Morris	80
1993	J. Guzman	221.0	J. Guzman	194	J. Guzman	110
1994	P. Hentgen	174.2	P. Hentgen	147	J. Guzman	76
1995	P. Hentgen	202.2	A. Leiter	153	A. Leiter	108
1996	P. Hentgen	265.2	P. Hentgen	177	E. Hanson	102
1997	R. Clemens	264.0	R. Clemens	292*	P. Hentgen	71
	P. Hentgen	264.0				
1998	R. Clemens	234.2	R. Clemens	271*	R. Clemens	88
1999	D. Wells	231.2	D. Wells	169	K. Escobar	81
2000	D. Wells	229.2	D. Wells	166	K. Escobar	85
2001	C. Carpenter	215.2	C. Carpenter	157	C. Carpenter	75
2002	R. Halladay	239.1	R. Halladay	168	J. Miller	66
2003	R. Halladay	266.0*	R. Halladay	204	K. Escobar	78
2004	M. Batista	198.2	T. Lilly	168	M. Batista	96
2005	J. Towers	208.2	G. Chacin	121	G. Chacin	70
2006	R. Halladay	220.0	T. Lilly	160	T. Lilly	81
2007	R. Halladay	225.1	A. Burnett	176	A. Burnett	66
2008	R. Halladay	246.0*	A. Burnett	231*	A. Burnett	86
2009	R. Halladay	239.0	R. Halladay	208	R. Romero	79
2010	R. Romero	210.0	B. Morrow	178	R. Romero	82
2011	R. Romero	225.0	B. Morrow	203	R. Romero	80
2012	H. Alvarez	187.1	R. Romero	124	R. Romero	105*
2013	R. Dickey	224.2	R. Dickey	177	R. Dickey	71
2014	R. Dickey	215.2	D. Hutchison	184	R. Dickey	74
2015	R. Dickey	214.1	M. Estrada	131	R. Dickey	61
2016	M. Stroman	204.0	M. Stroman	166	M. Estrada	65
2017	M. Stroman	201.0	M. Estrada	176	M. Estrada	71
2018	M. Estrada	143.2	J.A. Happ	130	A. Sanchez	58
2019	T. Thornton	154.1	T. Thornton	149	T. Thornton	61
2020	H. Ryu	67.0	H. Ryu	72	T. Roark	23



FIELDING PERCENTAGE – LEAGUE LEADERS

YEAR	PLAYER	POSITION	FLD%
1984	Rance Mulliniks	3B	.968
1985	Rance Mulliniks	3B	.971
1986	Rance Mulliniks	3B	.975
	Tony Fernandez	SS	.983
1988	Fred McGriff	1B	1.000
1989	Tony Fernandez	SS	.992
1990	Manuel Lee	2B	.993
1991	Devon White	CF	.998
1995	Roberto Alomar	2B	.994
1997	Alex Gonzalez	SS	.986
2004	Vernon Wells	CF	.997
	Eric Hinske	3B	.978
2005	Vernon Wells	CF	1.000
2009	Lyle Overbay	1B	.998
2010	Vernon Wells	CF	1.000
2018	Justin Smoak	1B	.999

19 Blue Jays pitchers have led or tied for league lead in fielding (min. 35 chances).

SHUTOUTS

The Blue Jays have played 102 games that have resulted in a 1-0 decision and are 54-48 in those contests.

Year by Year	W	L	Year by Year	W	L
1977	3	15	2000	4	7
1978	5	19	2001	10	9
1979	7	15	2002	6	6
1980	9	12	2003	6	5
1981	4	20	2004	11	12
1982	13	9	2005	8	14
1983	8	8	2006	6	6
1984	10	4	2007	9	4
1985	9	4	2008	13	12
1986	12	6	2009	10	5
1987	8	10	2010	11	8
1988	17	3	2011	10	8
1989	12	7	2012	11	9
1990	9	10	2013	11	8
1991	16	9	2014	16	11
1992	14	10	2015	10	5
1993	11	1	2016	10	8
1994	4	4	2017	6	9
1995	8	10	2018	3	11
1996	7	9	2019	7	12
1997	16	11	2020	1	2
1998	11	4	Total	401	379
1999	9	8			



SINGLE SEASON

BATTING DEPARTMENTS

BATTING AVERAGE (450PA)

1. John Olerud	1993	.363
2. Carlos Delgado	2000	.344
3. Paul Molitor	1994	.341
4. Paul Molitor	1993	.332
5. Tony Fernandez	1999	.328
6. Roberto Alomar	1993	.326
7. Tony Fernandez	1987	.322
8. Tony Fernandez	1998	.321
9. Homer Bush	1999	.320
10. Shannon Stewart	2000	.319

GAMES

1. Tony Fernandez	1986	163
2. Carlos Delgado	2001	162
Carlos Delgado	2000	162
Jose Cruz	2000	162
Joe Carter	1991	162
Alfredo Griffin	1983	162
Alfredo Griffin	1982	162
Rick Bosetti	1979	162
9. 8 Players		161

HITS

1. Vernon Wells	2003	215
2. Tony Fernandez	1986	213
3. Paul Molitor	1993	211
4. Shannon Stewart	2001	202
5. John Olerud	1993	200
6. George Bell	1986	198
7. Carlos Delgado	2000	196
8. Aaron Hill	2009	195
9. Roberto Alomar	1993	192
10. Alex Rios	2007	191

AT-BATS

1. Tony Fernandez	1986	687
2. Aaron Hill	2009	682
3. Vernon Wells	2003	678
4. Alfredo Griffin	1980	653
5. Tony Fernandez	1988	648
6. Alex Rios	2007	643
7. Devon White	1991	642
8. Devon White	1992	641
George Bell	1986	641
10. Shannon Stewart	2001	640

RUNS

1. Shawn Green	1999	134
2. Josh Donaldson	2015	122
Josh Donaldson	2016	122
4. Paul Molitor	1993	121
5. Vernon Wells	2003	118
6. Carlos Delgado	2003	117
7. Devon White	1993	116
8. Carlos Delgado	2000	115
9. Alex Rios	2007	114
10. Carlos Delgado	1999	113

DOUBLES

1. Carlos Delgado	2000	57
2. John Olerud	1993	54
3. Vernon Wells	2003	49
4. Aaron Hill	2007	47
Alex Rios	2008	47
6. Lyle Overbay	2006	46
Adam Lind	2009	46
8. Eric Hinske	2003	45
Shawn Green	1999	45
10. Shannon Stewart	2001	44
Vernon Wells	2010	44

TRIPLES

1. Tony Fernandez	1990	17
2. Dave Collins	1984	15
Lloyd Moseby	1984	15
Alfredo Griffin	1980	15
5. Roberto Alomar	1991	11
6. Devon White	1991	10
Tony Fernandez	1985	10
Alfredo Griffin	1979	10
9. 8 Players		9

HOME RUNS

1. Jose Bautista	2010	54
2. George Bell	1987	47
3. Jose Canseco	1998	46
4. Carlos Delgado	1999	44
5. Jose Bautista	2011	43
6. Carlos Delgado	2003	42
Edwin Encarnacion	2012	42
Edwin Encarnacion	2016	42
Shawn Green	1999	42
10. Carlos Delgado	2000	41
Tony Batista	2000	41
Josh Donaldson	2015	41

TOTAL BASES

1. Carlos Delgado	2000	378
2. Vernon Wells	2003	373
3. George Bell	1987	369
4. Shawn Green	1999	361
5. Josh Donaldson	2015	352
6. Jose Bautista	2010	351
7. George Bell	1986	341
8. Aaron Hill	2009	340
9. Carlos Delgado	2003	338
10. Vernon Wells	2006	331

RUNS BATTED IN

1. Carlos Delgado	2003	145
2. Carlos Delgado	2000	137
3. Carlos Delgado	1999	134
George Bell	1987	134
5. Edwin Encarnacion	2016	127
6. Jose Bautista	2010	124
7. Shawn Green	1999	123
Josh Donaldson	2015	123
9. Joe Carter	1993	121
10. Joe Carter	1992	119

TIMES ON BASE

1. Carlos Delgado	2000	334
2. John Olerud	1993	321
3. Carlos Delgado	2003	300
4. Jose Bautista	2011	293
5. Paul Molitor	1993	291
6. Carlos Delgado	2001	287
7. Josh Donaldson	2016	282
8. Roberto Alomar	1993	277
9. Fred McGriff	1989	271
Jose Bautista	2014	271

STOLEN BASES

1. Dave Collins	1984	60
2. Roberto Alomar	1993	55
3. Otis Nixon	1996	54
Damaso Garcia	1982	54
5. Roberto Alomar	1991	53
6. Shannon Stewart	1998	51
7. Roberto Alomar	1992	49
8. Otis Nixon	1997	47
9. Damaso Garcia	1984	46
Rajai Davis	2012	46

BASE ON BALLS

1. Jose Bautista	2011	132
2. Carlos Delgado	2000	123
3. Fred McGriff	1989	119
4. John Olerud	1993	114
5. Carlos Delgado	2001	111
6. Jose Bautista	2015	110
7. Carlos Delgado	2003	109
Josh Donaldson	2016	109
8. Jose Bautista	2014	104
9. Carlos Delgado	2002	102
10. Jose Bautista	2010	100

IBB

1. John Olerud	1993	33
2. Jose Bautista	2011	24
3. Carlos Delgado	2003	23
4. Carlos Delgado	2001	22
5. Carlos Delgado	2002	18
Carlos Delgado	2000	18
7. Willie Upshaw	1984	14
8. Carlos Delgado	1998	13
9. 5 Players		12

HBP

1. Shea Hillenbrand	2005	22
2. Reed Johnson	2006	21
3. Reed Johnson	2003	20
4. Carlos Delgado	2003	19
5. Josh Phelps	2003	17
Charlie O'Brien	1996	17
7. Carlos Delgado	2001	16
Reed Johnson	2005	16
9. Carlos Delgado	2000	15
Carlos Delgado	1999	15
Shannon Stewart	1998	15
Ed Sprague	1995	15

SLUGGING PCT (450PA)

1. Carlos Delgado	2000	.664
2. Jose Bautista	2010	.617
3. Jose Bautista	2011	.608
4. George Bell	1987	.605
5. John Olerud	1993	.599
6. Carlos Delgado	2003	.593
7. Carlos Delgado	1998	.592
8. Shawn Green	1999	.588
9. Carlos Delgado	1999	.571
10. Josh Donaldson	2015	.568

ON BASE PCT (450PA)

1. John Olerud	1993	.473
2. Carlos Delgado	2000	.470
3. Jose Bautista	2011	.447
4. Tony Fernandez	1999	.427
5. Carlos Delgado	2003	.426
6. Paul Molitor	1994	.410
7. Roberto Alomar	1993	.408
Carlos Delgado	2001	.408
9. Carlos Delgado	2002	.406
10. Roberto Alomar	1992	.405

OPS (450PA)

1. Carlos Delgado	2000	1.134
2. John Olerud	1993	1.072
3. Jose Bautista	2011	1.056
4. Carlos Delgado	2003	1.019
5. Jose Bautista	2010	.995
6. Carlos Delgado	1998	.978
7. Shawn Green	1999	.972
8. George Bell	1987	.957
9. Carlos Delgado	2002	.955
10. Josh Donaldson	2016	.953

HITTING STREAKS (G)

1. Shawn Green	1999	28
2. John Olerud	1993	26
Shannon Stewart	1999	26
Edwin Encarnacion	2015	26
4. Scott Rolen	2009	25
5. George Bell	1989	22
Carlos Delgado	2000	22
7. Damaso Garcia	1983	21
Lloyd Moseby	1983	21
Dave Martinez	2000	21
Socrates Brito	2019	21

HITLESS STREAKS (AB)

1. Ed Sprague	1994	35
2. Alex Gonzalez	1996	33
3. Buck Martinez	1985	32
4. Mike Stanley	1998	30
5. Carlos Delgado	1998	29
Devon Travis	2017	29
Kendrys Morales	2018	29
8. Tomas Perez	1997	28
Russ Adams	2005	28
9. Tony Batista	2000	27
Troy Glaus	2007	27
J.P. Arencibia	2013	27



PITCHING DEPARTMENTS

ERA (MIN. 162IP)

1. Roger Clemens	1997	2.05
2. Dave Stieb	1985	2.48
3. Juan Guzman	1992	2.64
4. Roger Clemens	1998	2.65
5. Jimmy Key	1987	2.76
6. Roy Halladay	2008	2.78
7. Roy Halladay	2009	2.79
8. Dave Stieb	1984	2.83
9. Ricky Romero	2011	2.92
10. Juan Guzman	1996	2.93
Dave Stieb	1990	2.93
Roy Halladay	2002	2.93

GAMES STARTED

1. Jim Clancy	1982	40
2. Luis Leal	1982	38
Dave Stieb	1982	38
4. Jim Clancy	1987	37
5. Roy Halladay	2003	36
Jimmy Key	1987	36
Doyle Alexander	1985	36
Dave Stieb	1985	36
Jim Clancy	1984	36
Dave Stieb	1983	36

SV PCT

(Min. 20 SVO)

1. Ken Giles	2019	95.8	(23-24)
2. Casey Jansen	2013	94.4	(34-36)
3. Tom Henke	1992	91.9	(34-37)
4. Tom Henke	1991	91.4	(32-35)
5. BJ Ryan	2006	90.5	(38-42)
6. BJ Ryan	2008	88.9	(32-36)
7. Billy Koch	1999	88.6	(31-35)
8. Duane Ward	1993	88.2	(45-51)
9. Casey Jansen	2012	88.0	(22-25)
10. Roberto Osuna	2015	87.0	(20-23)

STRIKEOUTS

1. Roger Clemens	1997	292
2. Roger Clemens	1998	271
3. A.J. Burnett	2008	231
4. Roy Halladay	2009	208
5. Roy Halladay	2008	206
6. Roy Halladay	2003	204
7. Brandon Morrow	2011	203
8. Dave Stieb	1984	198
9. Juan Guzman	1993	194
10. Dave Stieb	1983	187

WINS

1. Roy Halladay	2003	22
2. Roger Clemens	1997	21
Jack Morris	1992	21
4. David Wells	2000	20
Roger Clemens	1998	20
Pat Hentgen	1996	20
Roy Halladay	2008	20
J.A. Happ	2016	20
9. Roy Halladay	2002	19
Pat Hentgen	1993	19

COMPLETE GAMES

1. Dave Stieb	1982	19
2. Jim Clancy	1980	15
3. Dave Stieb	1983	14
Dave Stieb	1980	14
5. Tom Underwood	1979	12
Jerry Garvin	1977	12
7. Doyle Alexander	1984	11
Dave Stieb	1984	11
Jim Clancy	1983	11
Jim Clancy	1982	11
Dave Stieb	1981	11
Dave Lemanczyk	1979	11
Dave Lemanczyk	1977	11

W-L PCT

(Min. 15 decisions)

1. Aaron Sanchez	2016	.882	(15-2)
2. JA Happ	2016	.833	(20-4)
3. Juan Guzman	1993	.824	(14-3)
4. Jack Morris	1992	.778	(21-6)
5. Roger Clemens	1998	.769	(20-6)
6. Roy Halladay	2006	.762	(16-5)
Juan Guzman	1992	.762	(16-5)
8. Roy Halladay	2003	.759	(22-7)
9. Dave Stieb	1990	.750	(18-6)
Roy Halladay	2005	.750	(12-4)
Roger Clemens	1997	.750	(21-7)

LOSSES

1. Phil Huffman	1979	18
Jerry Garvin	1977	18
3. Erik Hanson	1996	17
Todd Stottlemyre	1990	17
Jesse Jefferson	1977	17
6. Jim Clancy	1980	16
Tom Underwood	1979	16
Jesse Jefferson	1978	16
Dave Lemanczyk	1977	16
10. 6 players tied		15

SHUTOUTS

1. Dave Stieb	1982	5
2. Dave Stieb	1988	4
Dave Stieb	1983	4
Dave Stieb	1980	4
Roy Halladay	2009	4
5. Brandon Morrow	2012	3
Roger Clemens	1998	3
Roger Clemens	1997	3
Pat Hentgen	1997	3
Pat Hentgen	1996	3
Pat Hentgen	1994	3
Jim Clancy	1986	3
Jim Clancy	1982	3
Dave Lemanczyk	1979	3

INNINGS PITCHED

1. Dave Stieb	1982	288.1
2. Dave Stieb	1983	278.0
3. Dave Stieb	1984	267.0
4. Jim Clancy	1982	266.2
5. Roy Halladay	2003	266.0
6. Pat Hentgen	1996	265.2
7. Dave Stieb	1985	265.0
8. Roger Clemens	1997	264.0
Pat Hentgen	1997	264.0
10. Doyle Alexander	1984	261.2

GAMES PITCHED

1. Mark Eichhorn	1987	89
2. Paul Quantrill	1998	82
3. Duane Ward	1991	81
Scott Downs	2007	81
5. Paul Quantrill	2001	80
S. Schoeneweis	2005	80
7. Trevor Miller	2003	79
Duane Ward	1992	79
9. Dan Plesac	1998	78
10. Paul Quantrill	1997	77

SAVES

1. Duane Ward	1993	45
2. Roberto Osuna	2017	39
3. B.J. Ryan	2006	38
Kelvim Escobar	2002	38
5. Kevin Gregg	2010	37
6. Billy Koch	2001	36
Roberto Osuna	2016	36
8. Tom Henke	1992	34
Tom Henke	1987	34
Casey Janssen	2013	34

BASE ON BALLS

1. Jim Clancy	1980	128
2. Juan Guzman	1993	110
3. Al Leiter	1995	108
4. Ricky Romero	2012	105
5. Erik Hanson	1996	102
6. Miguel Batista	2005	96
Dave Stieb	1985	96
8. Tom Underwood	1979	95
9. Pat Hentgen	1996	94
10. Dave Stieb	1983	93

WINS BY RELIEVER

1. Mark Eichhorn	1986	14
2. Jeff Musselman	1987	12
3. Paul Quantrill	2001	11
Dennis Lamp	1985	11
5. Mark Eichhorn	1987	10
Mike Timlin	1991	10
7. Tom Henke	1986	9
Duane Ward	1988	9
Billy Koch	2000	9
10. 5 Players		8



BATTING DEPARTMENTS

GAMES

1. Tony Fernandez	1450
2. Carlos Delgado	1423
3. Vernon Wells	1393
4. Lloyd Moseby	1392
5. Jose Bautista	1235
6. Ernie Whitt	1218
7. George Bell	1181
8. Rance Mulliniks	1115
Willie Upshaw	1115
10. Joe Carter	1039

AT-BATS

1. Vernon Wells	5470
2. Tony Fernandez	5335
3. Lloyd Moseby	5124
4. Carlos Delgado	5008
5. George Bell	4528
6. Jose Bautista	4364
7. Joe Carter	4093
8. Willie Upshaw	3710
9. Edwin Encarnacion	3645
10. Shannon Stewart	3625

RUNS

1. Carlos Delgado	889
2. Jose Bautista	790
4. Vernon Wells	789
4. Lloyd Moseby	768
5. Tony Fernandez	704
6. George Bell	641
7. Shannon Stewart	595
8. Edwin Encarnacion	593
9. Joe Carter	578
10. Willie Upshaw	538

HITS

1. Tony Fernandez	1583
2. Vernon Wells	1529
3. Carlos Delgado	1413
4. Lloyd Moseby	1319
5. George Bell	1294
6. Jose Bautista	1103
7. Shannon Stewart	1082
8. Joe Carter	1051
9. Damaso Garcia	1028
10. Willie Upshaw	982

DOUBLES

1. Carlos Delgado	343
2. Vernon Wells	339
3. Tony Fernandez	291
4. Lloyd Moseby	242
5. George Bell	237
6. Shannon Stewart	222
7. Jose Bautista	219
8. Joe Carter	218
9. John Olerud	213
10. Rance Mulliniks	204

TRIPLES

1. Tony Fernandez	72
2. Lloyd Moseby	60
3. Alfredo Griffin	50
4. Willie Upshaw	42
5. Roberto Alomar	36
Alex Rios	36
7. Devon White	34
Shannon Stewart	34
9. George Bell	32
10. Vernon Wells	30

HOME RUNS

1. Carlos Delgado	336
2. Jose Bautista	288
3. Edwin Encarnacion	239
4. Vernon Wells	223
5. Joe Carter	203
6. George Bell	202
7. Jesse Barfield	179
8. Lloyd Moseby	149
9. Adam Lind	146
10. Ernie Whitt	131

EXTRA BASE HITS

1. Carlos Delgado	690
2. Vernon Wells	592
3. Jose Bautista	519
4. George Bell	471
5. Lloyd Moseby	451
6. Joe Carter	449
7. Edwin Encarnacion	445
8. Tony Fernandez	423
9. Jesse Barfield	368
10. Adam Lind	354

RUNS BATTED IN

1. Carlos Delgado	1058
2. Vernon Wells	813
3. Jose Bautista	766
4. George Bell	740
5. Joe Carter	736
6. Edwin Encarnacion	679
7. Lloyd Moseby	651
8. Tony Fernandez	613
9. Jesse Barfield	527
10. Adam Lind	519

SACRIFICE HITS

1. Alfredo Griffin	74
2. Alex Gonzalez	64
3. Roberto Alomar	39
4. Lloyd Moseby	38
5. Tony Fernandez	34
John McDonald	34
7. Al Woods	31
8. Manuel Lee	28
9. Damaso Garcia	27
Willie Upshaw	27

SACRIFICE FLIES

1. Joe Carter	65
2. Carlos Delgado	61
3. George Bell	59
4. Vernon Wells	56
5. Jose Bautista	44
Tony Fernandez	44
7. Edwin Encarnacion	41
8. Lloyd Moseby	40
9. Ernie Whitt	36
10. Kelly Gruber	35
John Olerud	35

STOLEN BASES

1. Lloyd Moseby	255
2. Roberto Alomar	206
3. Damaso Garcia	194
4. Tony Fernandez	172
5. Shannon Stewart	166
6. Devon White	126
7. Rajai Davis	125
8. Alex Rios	112
9. Otis Nixon	101
10. Dave Collins	91

WALKS

1. Carlos Delgado	827
2. Jose Bautista	803
3. Lloyd Moseby	547
4. John Olerud	514
5. Edwin Encarnacion	477
6. Tony Fernandez	439
7. Rance Mulliniks	416
8. Vernon Wells	406
8. Ernie Whitt	403
10. Willie Upshaw	390

INTENTIONAL WALKS

1. Carlos Delgado	128
2. John Olerud	87
3. Jose Bautista	49
4. Willie Upshaw	46
5. Ernie Whitt	42
6. Lloyd Moseby	41
7. Joe Carter	39
8. George Bell	37
9. Edwin Encarnacion	36
10. Tony Fernandez	32

HIT BY PITCH

1. Carlos Delgado	122
2. Reed Johnson	80
3. Ed Sprague	68
4. Shannon Stewart	57
5. Jose Bautista	52
6. Lloyd Moseby	50
7. Joe Carter	49
8. Tony Fernandez	48
9. Edwin Encarnacion	39
10. George Bell	35
Kelly Gruber	35

TOTAL BASES

1. Carlos Delgado	2786
2. Vernon Wells	2597
3. Jose Bautista	2210
4. George Bell	2201
5. Tony Fernandez	2198
6. Lloyd Moseby	2128
7. Joe Carter	1934
8. Edwin Encarnacion	1904
9. Jesse Barfield	1672
10. Shannon Stewart	1594

BATTING AVERAGE
(Min. 3000 PA)

1. Roberto Alomar	.307
2. Shannon Stewart	.298
3. Tony Fernandez	.297
4. John Olerud	.293
5. Damaso Garcia	.288
6. George Bell	.286
7. Alex Rios	.285
8. Carlos Delgado	.282
9. Rance Mulliniks	.280
10. Vernon Wells	.280

ON-BASE PERCENTAGE
(Min. 3000 PA)

1. John Olerud	.395
2. Carlos Delgado	.392
3. Roberto Alomar	.382
4. Jose Bautista	.372
5. Rance Mulliniks	.365
6. Shannon Stewart	.365
7. Edwin Encarnacion	.355
8. Tony Fernandez	.353
9. Willie Upshaw	.336
10. Alex Rios	.335

SLUGGING PERCENTAGE
(Min. 3000 PA)

1. Carlos Delgado	.556
2. Edwin Encarnacion	.522
3. Jose Bautista	.506
4. George Bell	.486
5. Jesse Barfield	.483
6. Vernon Wells	.475
7. Joe Carter	.473
8. John Olerud	.471
9. Adam Lind	.466
10. Roberto Alomar	.451

OPS
(Min. 3000 PA)

1. Carlos Delgado	.949
2. Jose Bautista	.878
3. Edwin Encarnacion	.878
4. John Olerud	.866
5. Roberto Alomar	.833
6. Jesse Barfield	.817
7. George Bell	.811
8. Shannon Stewart	.805
9. Vernon Wells	.804
10. Adam Lind	.794



PITCHING DEPARTMENTS

ERA (Min. 1000IP)		WINS		LOSSES		GAMES		GAMES STARTED	
1. Dave Stieb	3.42	1. Dave Stieb	175	1. Jim Clancy	140	1. Jason Frasor	505	1. Dave Stieb	408
2. Jimmy Key	3.42	2. Roy Halladay	148	2. Dave Stieb	134	2. Duane Ward	452	2. Jim Clancy	345
3. Roy Halladay	3.43	3. Jim Clancy	128	3. Pat Hentgen	85	3. Tom Henke	446	3. Roy Halladay	287
4. David Wells	4.06	4. Jimmy Key	116	4. Jimmy Key	81	4. Dave Stieb	439	4. Jimmy Key	250
5. Juan Guzman	4.07	5. Pat Hentgen	107	5. Roy Halladay	76	5. Casey Janssen	389	5. Pat Hentgen	238
6. Jim Clancy	4.10	6. David Wells	84	6. Todd Stottlemyre	70	6. Paul Quantrill	386	6. Juan Guzman	195
7. Pat Hentgen	4.28	7. Juan Guzman	76	7. Juan Guzman	62	7. Aaron Loup	369	7. Todd Stottlemyre	175
8. Todd Stottlemyre	4.39	8. Todd Stottlemyre	69	8. Luis Leal	58	8. Jim Clancy	352	8. Luis Leal	151
		9. J.A. Happ	59	9. Jesse Jefferson	56	9. Scott Downs	347	9. David Wells	138
		10. Kelvim Escobar	58	10. Kelvim Escobar	55	10. Brett Cecil	330	10. Chris Carpenter	135
				David Wells	55				

COMPLETE GAMES		SHUTOUTS		SAVES		INNINGS PITCHED		BASE ON BALLS	
1. Dave Stieb	103	1. Dave Stieb	30	1. Tom Henke	217	1. Dave Stieb	2873.0	1. Dave Stieb	1020
2. Jim Clancy	73	2. Roy Halladay	15	2. Duane Ward	121	2. Jim Clancy	2204.2	2. Jim Clancy	814
3. Roy Halladay	49	3. Jim Clancy	11	3. Roberto Osuna	104	3. Roy Halladay	2046.2	3. Pat Hentgen	599
4. Pat Hentgen	31	4. Jimmy Key	10	4. Billy Koch	100	4. Jimmy Key	1695.2	4. Juan Guzman	546
5. Jimmy Key	28	5. Pat Hentgen	9	5. Casey Janssen	90	5. Pat Hentgen	1636.0	5. Roy Halladay	455
6. Luis Leal	27	6. Roger Clemens	6	6. B.J. Ryan	75	6. Juan Guzman	1215.2	6. Todd Stottlemyre	414
7. Doyle Alexander	25	7. Chris Carpenter	5	7. Kelvim Escobar	58	7. David Wells	1148.2	7. Jimmy Key	404
8. Dave Lemanczyk	25	8. Jesse Jefferson	4	8. Mike Timlin	52	8. T. Stottlemyre	1139.0	8. Kelvim Escobar	394
9. Jesse Jefferson	21	Todd Stottlemyre	4	9. Ken Giles	38	9. Luis Leal	946.0	9. Ricky Romero	354
10. Tom Underwood	19	Brandon Morrow	4	10. Kevin Gregg	37	10. Chris Carpenter	870.2	10. Chris Carpenter	331

STRIKEOUTS		W-L% (Min. 100 DEC.)	
1. Dave Stieb	1658	1. Roy Halladay	.661
2. Roy Halladay	1495	2. David Wells	.604
3. Jim Clancy	1237	3. J.A. Happ	.590
4. Juan Guzman	1030	4. Jimmy Key	.589
5. Pat Hentgen	1028	5. Dave Stieb	.566
6. Jimmy Key	944	6. Pat Hentgen	.557
7. David Wells	784	7. Juan Guzman	.551
8. Kelvim Escobar	744	8. Kelvim Escobar	.513
9. J.A. Happ	691	9. Todd Stottlemyre	.496
10. Duane Ward	671	10. R.A. Dickey	.485

PERFECT STARTS TO A SEASON

Following is a list of Blue Jays starters to begin a season perfectly (min. 5-0)

YEAR	PITCHER	RECORD
1997	Roger Clemens	11-0
1985	Tom Filer	7-0
1984	Luis Leal	6-0
1992	Juan Guzman	6-0
1977	Jerry Garvin	5-0
1993	Juan Guzman	5-0
2016	J.A. Happ	5-0



CONSECUTIVE WINS IN CONSECUTIVE GAME STARTS**(MINIMUM 6 WINS)**

Roy Halladay	11	May 1-June 22, 2003
Roger Clemens	8	April 30-June 6, 1997
Doyle Alexander	7	Aug. 27-Oct. 1, 1983
Pat Hentgen	6	July 6-Aug. 6, 1996
David Wells	6	April 19-May 14, 2000
A.J. Burnett	6	July 3-Aug. 19, 2008
J.A. Happ	6	June 11-July 8, 2016

CONSECUTIVE WINNING STREAKS BY PITCHERS**(MINIMUM 10 WINS)**

WINS	PITCHER	DATES
15	Roger Clemens	June 3- Sept. 21, 1998
15	Roy Halladay	May 1- July 27, 2003
11	Dennis Lamp	April 26- Sept. 23, 1985
11	Roger Clemens	April 2- June 6, 1997
11	J.A. Happ	June 11-Aug. 17, 2016
10	Aaron Sanchez	April 29-July 25, 2016
10	Juan Guzman	June 22- Oct. 1, 1991



MISCELLANEOUS STATISTICS

PITCHING

15-GAME WINNERS

YEAR	PITCHER	W	L	YEAR	PITCHER	W	L	YEAR	PITCHER	W	L	YEAR	PITCHER	W	L
1982	Dave Stieb	17	14	1989	Dave Stieb	17	8	1998	Roger Clemens	20	6	2009	Roy Halladay	17	10
	Jim Clancy	16	14	1990	Dave Stieb	18	6	1999	David Wells	17	10	2010	Brett Cecil	15	7
1983	Dave Stieb	17	12	1991	Jimmy Key	16	12	2000	David Wells	20	8	2011	Ricky Romero	15	11
	Jim Clancy	15	11		Todd Stottlemyre	15	8	2002	Roy Halladay	19	7	2015	Mark Buehrle	15	8
1984	Doyle Alexander	17	6		David Wells	15	10	2003	Roy Halladay	22	7	2016	J.A. Hagg	20	4
	Dave Stieb	16	8	1992	Juan Guzman	16	5	2006	Roy Halladay	16	5		Aaron Sanchez	15	2
1985	Doyle Alexander	17	10		Jack Morris	21	6		Ted Lilly	15	13				
1987	Jimmy Key	17	8	1993	Pat Hentgen	19	9	2007	Roy Halladay	16	7				
	Jim Clancy	15	11	1996	Pat Hentgen	20	10	2008	Roy Halladay	20	11				
1988	Dave Stieb	16	8	1997	Roger Clemens	21	7		A.J. Burnett	18	10				
					Pat Hentgen	15	10								

PITCHERS WITH OVER 9 INNINGS IN ONE GAME

PITCHER	DATE	OPPONENT	INNINGS	W-L	SCORE
Jerry Garvin	May 25/77	OAK	9.2	L	L5-6 (10)
Dave Lemanczyk	July 13/77	at CWS (2nd)	11.0	W	W5-3 (11)
Dave Lemanczyk	July 17/77	at DET (2nd)	10.1	L	L6-7 (11)
Dave Lemanczyk	Oct. 2/77	CLE (1st)	11.0	W	W2-1 (11)
Jesse Jefferson	May 23/78	BOS	12.0	W	W2-1 (12)
Tom Underwood	Sept. 3/79	at BAL (1st)	10.0	ND	L1-2 (11)
Jesse Jefferson	May 16/80	OAK	11.0	W	W1-0 (11)
Dave Stieb	May 17/80	OAK	12.0	ND	L2-4 (14)
Dave Stieb	Aug. 9/80	KC	10.0	ND	W4-3 (14)
Jim Clancy	June 19/82	at OAK	10.0	W	W2-1 (12)
Jim Gott	July 31/82	at DET	10.0	W	W1-0 (10)
Dave Stieb	Sept. 16/82	CAL	11.0	ND	W2-1 (12)
Jim Clancy	Sept. 22/82	at MIN	10.0	W	W3-2 (10)
Dave Stieb	May 11/83	at CWS	10.0	W	W3-1 (10)
Dave Stieb	May 16/83	at MIL	10.0	W	W2-1 (11)
Jim Gott	Aug. 26/83	at DET	9.2	L	L3-4 (10)
Dave Stieb	Sept. 4/83	DET	10.0	W	W6-3 (10)
Jim Clancy	Sept. 24/83	at OAK	9.1	L	L1-2 (10)
Dave Stieb	May 4/84	KC	10.0	W	W4-3 (10)
Jimmy Key	June 6/85	DET	10.0	ND	W2-0 (12)
Jimmy Key	June 17/86	at MIL	10.0	ND	W2-1 (12)
Jimmy Key	July 27/86	at OAK	10.0	ND	L0-1 (15)
Mike Flanagan	Oct. 3/87	at DET	11.0	ND	L2-3 (12)
John Cerutti	April 30/89	at CAL	10.0	ND	L0-1 (11)
Tom Candiotti	July 16/91	at KC	9.1	L	L1-2 (10)
Roy Halladay	Sept. 6/03	DET	10.0	W	W1-0 (10)
Roy Halladay	April 13/07	DET	10.0	W	W2-1 (10)

BLUE JAYS—10 WINS

AT HOME

PITCHER	HOME WINS	YEAR
Doyle Alexander	12	1984
Dave Stieb	12	1988
Roger Clemens	12	1998
Roy Halladay	11	2007
Dave Stieb	11	1983
Doyle Alexander	11	1985
Jack Morris	11	1992
Drew Hutchison	11	2015
JA Hagg	11	2016
Jimmy Key	10	1985
Jimmy Key	10	1987
Jeff Musselman	10	1987
Roger Clemens	10	1997
Roy Halladay	10	2002
Roy Halladay	10	2003
Roy Halladay	10	2008
Roy Halladay	10	2008
A.J. Burnett	10	2008
Roy Halladay	10	2009

ON ROAD

PITCHER	ROAD WINS	YEAR
Pat Hentgen	12	1993
Roy Halladay	12	2003
Pat Hentgen	11	1996
Pat Hentgen	11	1996
Roger Clemens	11	1997
David Wells	11	2000
Dave Stieb	10	1989
Roy Halladay	10	2008
Roy Halladay	10	2008
Jack Morris	10	1992

BIographies

LAST SEASON

HISTORY

RECORDS

OPPONENTS

PLAYER DEV.

MEDIA & MISC.



BLUE JAYS WITH 10-OR-MORE STRIKEOUTS IN A GAME

18 STRIKEOUTS	LAST	AGAINST	10 STRIKEOUTS	LAST	AGAINST
Roger Clemens	08/25/98	KC	Roger Clemens x9	07/17/98	NYN
17 STRIKEOUTS			Juan Guzman x6	07/30/95	@OAK
Brandon Morrow	08/08/10	TB	A.J. Burnett x6	07/28/08	TB
16 STRIKEOUTS			Pat Hentgen x5	05/04/97	MIN
Roger Clemens	07/12/97	@BOS	Roy Halladay x5	07/24/09	TB
15 STRIKEOUTS			Dave Stieb x4	08/31/84	MIN
Roger Clemens x2	09/21/98	BAL	Kelvin Escobar x4	09/24/03	TB
14 STRIKEOUTS			Jim Clancy x3	09/09/87	@MIL
Roger Clemens x3	08/02/98	@MIN	Ted Lilly x3	04/13/06	@BOS
Pat Hentgen	05/03/94	KC	Brandon Morrow x3	05/09/12	@OAK
Roy Halladay	06/02/09	LAA	J.A. Happ x3	05/16/18	@NYY
13 STRIKEOUTS			Jimmy Key x2	04/24/89	@OAK
A.J. Burnett x2	08/19/08	NYN	Shaun Marcum x2	07/30/10	CLE
Roger Clemens	08/12/97	MIN	Drew Hutchison x2	09/10/14	CHC
Ted Lilly	08/23/04	BOS	R.A. Dickey x2	07/28/14	@BOS
Marcus Stroman	08/01/16	@HOU	Francisco Liriano x2	04/13/17	BAL
12 STRIKEOUTS			Marco Estrada x2	05/21/17	@BAL
Ricky Romero x3	06/15/11	BAL	Sean Reid-Foley x2	09/15/18	@NYY
Brandon Morrow x2	08/17/11	@SEA	Aaron Sanchez x2	07/28/19	TB
Roger Clemens x2	06/16/97	ATL	Jerry Garvin	04/13/77	DET
Pete Vuckovich	06/26/77	@BAL	Jesse Jefferson	05/16/80	OAK
Jim Clancy	04/19/88	KC	Luis Leal	08/24/84	@MIN
Dave Stieb	08/22/88	CWS	Todd Stottlemyre	09/21/93	BOS
Tom Candiotti	09/09/91	DET	Dave Stewart	04/25/94	@KC
Chris Carpenter	09/04/01	NYN	David Cone	07/08/95	@OAK
Ted Lilly	06/10/06	DET	Al Leiter	09/17/95	@MIL
A.J. Burnett	06/01/07	CWS	Chris Carpenter	07/16/98	CWS
Dustin McGowan	09/07/07	@TB	David Wells	04/19/00	ANA
J.A. Happ	08/07/14	BAL	Cory Lidle	09/26/03	CLE
Aaron Sanchez	06/07/16	@DET	David Purcey	04/12/09	@CLE
Marco Estrada	05/21/17	@BAL	Scott Richmond	08/22/09	LAA
11 STRIKEOUTS			Brett Cecil	05/03/10	@CLE
Roger Clemens x6	09/26/98	DET	Ricky Romero	04/24/11	TB
Juan Guzman x4	05/10/98	@SEA	Josh Johnson	06/17/13	COL
A.J. Burnett x4	09/24/08	NYN	Todd Redmond	07/28/13	HOU
Brandon Morrow x2	10/03/12	MIN	Mark Buehrle	09/24/14	SEA
Jim Clancy x2	07/12/87	KC	Marcus Stroman	04/28/17	TB
Dave Stieb x2	08/04/89	NYN	J.A. Happ	08/02/17	@CWS
David Wells x2	07/26/00	CLE	Joe Biagini	09/01/17	@BAL
J.A. Happ x2	07/30/16	BAL	Trent Thornton	05/24/19	SD
Doyle Alexander	07/23/85	SEA			
Jose Nunez	07/09/87	KC			
Al Leiter	07/23/94	TEX			
David Cone	06/28/95	@BOS			
Kelvin Escobar	08/22/98	@ANA			
Esteban Loaiza	09/08/00	DET			
Chris Carpenter	04/05/01	@TB			
Roy Halladay	09/19/01	BAL			
Dave Bush	10/01/04	NYN			
Scott Downs	09/02/05	TB			
David Purcey	08/27/08	@TB			
Scott Richmond	06/17/09	@PHI			
R.A. Dickey	09/22/13	@BOS			
Mark Buehrle	04/02/14	@TB			
Drew Hutchison	09/16/14	BAL			
David Price	08/03/15	MIN			
Aaron Sanchez	05/12/19	CWS			

BIOGRAPHIES

LAST SEASON

HISTORY

RECORDS

OPPONENTS

PLAYER DEV.

MEDIA & MISC.



LOW HIT GAMES BY BLUE JAYS (INDIVIDUAL/COMBINED)

NO-HITTER (1)

Sept. 2/90 - Dave Stieb, Toronto-3 at Cleveland-0

ONE-HIT GAMES (27)

- April 24/79 - Dave Lemanczyk (9.0 IP), Toronto-2 at Texas-0, Putnam single in the 3rd inn
Aug. 27/79 - Phil Huffman (9.0 IP), Oakland-0 at Toronto-7, Essian single in the 6th inn
May 30/82 - Jim Gott (6.0 IP), Roy Lee Jackson (3.0 IP) Toronto-6 at Baltimore-0, Dempsey single in the 5th inn
Sept. 28/82 - Jim Clancy (9.0 IP), Minnesota-0 at Toronto-3, Bush bloop single in 9th inn to break up perfect game
May 14/83 - Luis Leal (5.0 IP), Roy Lee Jackson (4.0 IP) Toronto-8 at Cleveland-1, Bando single in the 8th inn
May 22/86 - Jimmy Key (9.0 IP), Toronto-5 at Chicago (AL)-0, Guillen single in the 5th inn
May 31/88 - Dave Stieb (9.0 IP), Milwaukee-0 at Toronto-9, Surhoff single in the 4th inn
Sept. 24/88 - Dave Stieb (9.0 IP), Toronto-1 at Cleveland-0, Franco single in the 9th inn with two out
Sept. 30/88 - Dave Stieb (9.0 IP), Baltimore-0 at Toronto-4, Traber single in the 9th inn with two out
April 10/89 - Dave Stieb (9.0 IP), Toronto-8 at New York (AL)-0, Quirk single in 5th inn
Aug. 26/89 - Dave Stieb (9.0 IP), Milwaukee-0 at Toronto-7, Yount single in 6th inn
Aug. 26/92 - Todd Stottlemyre (9.0 IP), Toronto-9 at Chicago (AL)-0, Pasqua double with one out in the 8th inn
Aug. 2/95 - Paul Menhart (8.0 IP), Toronto-0 at Baltimore-1, Baines home run in the 2nd inn
May 2/98 - Roger Clemens (7.0 IP), Paul Quantrill (2.0 IP), Toronto-7 at Oakland-0, Grieve single in the 7th inn
Sept. 27/98 - Roy Halladay (9.0 IP), Detroit-1 at Toronto-2, Higginson homerun with two out in the 9th inn
May 21/00 - Frank Castillo (7.0 IP), Pedro Borbon (1.0 IP), Billy Koch (1.0 IP), Toronto-1 vs. Chicago (AL)-2, Johnson single in the 3rd inn
June 24/07 - Dustin McGowan (9.0 IP), Colorado-0 at Toronto-5, Baker leadoff single in the 9th inn
Sept. 4/09 - Roy Halladay (9.0 IP), New York (AL)-0 at Toronto-6, Pena doubled in the 6th inn with one out
April 13/10 - Ricky Romero (8.0 IP), Kevin Gregg (1.0 IP), Chicago (AL)-2 at Toronto-4, Rios home run with one out in the 8th inn
Aug. 8/10 - Brandon Morrow (9.0 IP), Tampa Bay-0 at Toronto-1, Longoria single with two outs in the 9th inn
Aug. 16/10 - Shaun Marcum (9.0 IP), Toronto-3 at Oakland-1, Jackson home run with none out in the 7th inn
April 2/11 - Kyle Drabek (7.0 IP), Shawn Camp (1.0 IP), Marc Rzepczynski (1.0 IP), Minnesota-1 at Toronto-6, Span singled in the 6th inning
Aug. 21/11 - Luis Perez (6.0 IP), Casey Janssen (3.0 IP), Toronto-1 at Oakland-0, Weeks singled in the 6th inning
July 24/14 - Marcus Stroman (7.0 IP), Todd Redmond (1.0 IP), Rob Rasmussen (1.0), Boston-0 at Toronto-8, Victorino singled in the 7th inning
Aug. 6/14 - Drew Hutchison (8.2 IP), Casey Janssen (0.1 IP), Baltimore-1 at Toronto-5, Davis homered in the 2nd inning
Aug. 30/14 - Drew Hutchison (7.0 IP), Aaron Sanchez (2.0 IP), New York (AL)-0 at Toronto-2, Teixeira doubled in the 4th inning
July 24/16 - J.A. Happ (6.0 IP), Brett Cecil (1.0 IP), Jason Grilli (1.0 IP), Roberto Osuna (1.0 IP), Mariners-0 at Toronto-2, Martin singled in the 3rd inning



BATTING

.300 HITTERS (502 OR MORE PA)

YEAR	PLAYER	AVG	YEAR	PLAYER	AVG	YEAR	PLAYER	AVG	YEAR	PLAYER	AVG
1977	Bob Bailor	.310	1990	Fred McGriff	.300	1999	Tony Fernandez	.328	2006	Reed Johnson	.319
1980	Al Woods	.300	1992	Roberto Alomar	.310		Shawn Green	.309		Lyle Overbay	.312
1982	Damaso Garcia	.310	1993	John Olerud	.363		Shannon Stewart	.304		Vernon Wells	.303
1983	Damaso Garcia	.307		Paul Molitor	.332	2000	Carlos Delgado	.344	2009	Adam Lind	.305
	Lloyd Moseby	.315		Roberto Alomar	.326		Shannon Stewart	.319	2011	Jose Bautista	.302
	Willie Upshaw	.306	1994	Paul Molitor	.341	2001	Shannon Stewart	.316	2014	Melky Cabrera	.301
1986	George Bell	.309		Roberto Alomar	.306	2002	Shannon Stewart	.303			
1987	Tony Fernandez	.322	1995	Roberto Alomar	.300	2003	Carlos Delgado	.302			
	George Bell	.308	1998	Tony Fernandez	.321		Vernon Wells	.317			

100 RBI

YEAR	PLAYER	RBI	YEAR	PLAYER	RBI	YEAR	PLAYER	RBI	YEAR	PLAYER	RBI
1983	Willie Upshaw	104	1994	Joe Carter	103	2001	Carlos Delgado	102	2012	Edwin Encarnacion	110
1986	Jesse Barfield	108	1996	Joe Carter	107	2002	Carlos Delgado	108	2013	Edwin Encarnacion	104
	George Bell	108		Ed Sprague	101		Vernon Wells	100	2014	Jose Bautista	103
1987	George Bell	134	1997	Joe Carter	102	2003	Carlos Delgado	145	2015	Josh Donaldson	123
1989	George Bell	104	1998	Carlos Delgado	115		Vernon Wells	117		Jose Bautista	114
1990	Kelly Gruber	118		Jose Canseco	107	2006	Vernon Wells	106		Edwin Encarnacion	111
1991	Joe Carter	108		Shawn Green	100		Troy Glaus	104	2016	Edwin Encarnacion	127
1992	Joe Carter	119	1999	Carlos Delgado	134	2009	Adam Lind	114			
	Dave Winfield	108		Shawn Green	123		Aaron Hill	108			
1993	Joe Carter	121	2000	Carlos Delgado	137	2010	Jose Bautista	124			
	Paul Molitor	111		Tony Batista	114	2011	Jose Bautista	103			
	John Olerud	107		Brad Fullmer	104						

30 HOME RUNS

YEAR	PLAYER	HR's	YEAR	PLAYER	HR's	YEAR	PLAYER	HR's	YEAR	PLAYER	HR's
1980	John Mayberry	30	1997	Carlos Delgado	30	2003	Carlos Delgado	42	2014	Jose Bautista	35
1986	Jesse Barfield	40	1998	Jose Canseco	46		Vernon Wells	33		Edwin Encarnacion	34
	George Bell	31		Carlos Delgado	38	2004	Carlos Delgado	32	2015	Josh Donaldson	41
1987	George Bell	47		Shawn Green	35	2006	Troy Glaus	38		Jose Bautista	40
1988	Fred McGriff	34	1999	Carlos Delgado	44		Vernon Wells	32		Edwin Encarnacion	39
1989	Fred McGriff	36		Shawn Green	42	2009	Aaron Hill	36	2016	Edwin Encarnacion	42
1990	Kelly Gruber	31	2000	Tony Batista	41		Adam Lind	35		Josh Donaldson	37
	Fred McGriff	35		Carlos Delgado	41	2010	Jose Bautista	54	2017	Justin Smoak	38
1991	Joe Carter	33		Brad Fullmer	32		Vernon Wells	31		Josh Donaldson	33
1992	Joe Carter	34		Jose Cruz Jr.	31	2011	Jose Bautista	43	2019	Randal Grichuk	31
1993	Joe Carter	33	2001	Carlos Delgado	39	2012	Edwin Encarnacion	42			
1996	Ed Sprague	36		Jose Cruz Jr.	34	2013	Edwin Encarnacion	36			
	Joe Carter	30	2002	Carlos Delgado	33						

30 STOLEN BASES

YEAR	PLAYER	SB	YEAR	PLAYER	SB	YEAR	PLAYER	SB	YEAR	PLAYER	SB
1982	Damaso Garcia	54	1988	Lloyd Moseby	31	1998	Shannon Stewart	51	2014	Jose Reyes	30
1983	Dave Collins	31	1991	Roberto Alomar	53		Shawn Green	35			
	Damaso Garcia	31		Devon White	33	1999	Shannon Stewart	37			
1984	Dave Collins	60	1992	Roberto Alomar	49		Homer Bush	32			
	Damaso Garcia	46		Devon White	37	2001	Jose Cruz Jr.	32			
	Lloyd Moseby	39	1993	Roberto Alomar	55		Raul Mondesi	30			
1985	Lloyd Moseby	37		Devon White	34	2008	Alex Rios	32			
1986	Lloyd Moseby	32	1995	Roberto Alomar	30	2011	Rajai Davis	34			
1987	Lloyd Moseby	39	1996	Otis Nixon	54	2012	Rajai Davis	46			
	Tony Fernandez	32	1997	Otis Nixon	47	2013	Rajai Davis	45			



SEASON RECORDS – INDIVIDUAL

* – League Leader

BATTING

Highest Average (502 PA).....	*.363.....	John Olerud-'93
Most Games.....	*163.....	Tony Fernandez-'86
Most At-Bats.....	687.....	Tony Fernandez-'86
Most Runs.....	134.....	Shawn Green-'99
Most Hits.....	*215.....	Vernon Wells-'03
Most Total Bases.....	*378.....	Carlos Delgado-'00
Highest SLG %.....	.664.....	Carlos Delgado-'00
Highest OBP %.....	.473.....	John Olerud-'93
Most Extra Base Hits.....	*99.....	Carlos Delgado-'00
Most Doubles.....	*57.....	Carlos Delgado-'00
Most Triples.....	17.....	Tony Fernandez-'90
Most Home Runs.....	*54.....	Jose Bautista-'10
Most Home Runs-Home.....	*33.....	Jose Bautista-'10
Most Home Runs-Road.....	28.....	George Bell-'87
Most Grand Slam Home Runs.....	3.....	Carlos Delgado-'97; Darrin Fletcher-'00
Most Runs Batted In.....	*145.....	Carlos Delgado-'03
Most Base On Balls.....	132.....	Jose Bautista-'11
Most Intentional Base on Balls.....	33.....	John Olerud-'93
Most Times Striking Out.....	170.....	Jose Bautista-'17
Most Sacrifice Bunts.....	19.....	Luis Gomez-'78
Most Sacrifice Flies.....	14.....	George Bell-'89
Most Times Hit by Pitch.....	22.....	Shea Hillenbrand-'05

PITCHING

Most Wins.....	*22.....	Roy Halladay-'03
Most Home Wins.....	12.....	Doyle Alexander-'84; Dave Stieb-'88; Roger Clemens-'98
Most Road Wins.....	12.....	Pat Hentgen-'93; *Roy Halladay-'03
Most Losses.....	18.....	Phil Huffman-'79; Jerry Garvin-'77; Jimmy Key-'86
Most Home Losses.....	10.....	Jesse Jefferson-'77; Dave Stieb-'80
Most Road Losses.....	12.....	Luis Leal-'82
Most Decisions.....	31.....	Dave Stieb-'82; Roy Halladay-'08
Highest Winning Pct (15 decisions).....	.882.....	Aaron Sanchez (15-2)-'16
Lowest ERA (162 IP).....	*2.05.....	Roger Clemens-'97
Most Appearances.....	89.....	Mark Eichhorn-'87
Most Games Started.....	40.....	Jim Clancy-'82
Most Complete Games.....	19.....	Dave Stieb-'82
Most Shutouts.....	5.....	Dave Stieb-'82
Most Innings Pitched.....	288.1.....	Dave Stieb-'82
Most Hits Allowed.....	278.....	Dave Lemanczyk-'77
Most Earned Runs Allowed.....	129.....	Erik Hanson-'96
Most Home Runs Allowed.....	36.....	Woody Williams-'98
Most Bases on Balls.....	128.....	Jim Clancy-'80
Most Strikeouts.....	*292.....	Roger Clemens-'97
Most Hit Batsmen.....	16.....	Chris Carpenter-'01
Most Balks.....	6.....	Mark Eichhorn-'88
Most Wild Pitches.....	*26.....	Juan Guzman-'93
Most Relief Wins.....	14.....	Mark Eichhorn-'86
Most Relief Losses.....	10.....	Tom Buskey-'79; Duane Ward-'89
Most Saves.....	*45.....	Duane Ward-'93
Most Decisions in Relief.....	20.....	Mark Eichhorn-'86
Innings Pitched In Relief.....	157.0.....	Mark Eichhorn-'86

BIographies

LAST SEASON

HISTORY

RECORDS

OPPONENTS

PLAYER DEV.

MEDIA & MISC.



MISCELLANEOUS

Most Consecutive Wins	15	Roger Clemens	June 3-Sept. 21/98
		15 Roy Halladay	May 1-July 27/03
Most Consecutive Wins (Starter)	15	Roger Clemens	June 3-Sept. 21/98
		15 Roy Halladay	May 1-July 27/03
Most Consecutive Wins (Reliever)	11	Dennis Lamp	April 6-Oct. 6/85
Most Consecutive Losses (Season)	13	Ricky Romero	June 27-Sept. 12/12
Most Consecutive Losses	13	Tom Underwood	Aug. 28/78 – June 10/79
		13 Ricky Romero	June 27-Sept. 12/12
		13 Aaron Sanchez	May 2-July 17/13
Most Consecutive Shutouts	3	Dave Stieb	Sept. 18-24-30/88
		3 Roger Clemens	Aug. 20-30/98
Most Consecutive Complete Games	7	Dave Stieb	June 18-July 21/80
Most Consecutive Scoreless Innings	33.0	Roger Clemens	Aug. 20-Sept. 5/98
Most Consecutive Scoreless IP to begin TOR career ..	22.0	Juan Perez	May 29-July 23/13
Most Consecutive Games, one or more RBI's	8	Willie Upshaw	Sept. 11-20/83
		8 Carlos Delgado	April 16-23/00
		8 Matt Stairs	Aug. 28-Sept. 3/07
		8 Edwin Encarnacion	Aug. 22-30/15
Most Consecutive Games, Extra-base Hits	11	Jesse Barfield	Aug. 17-27/85
Most Consecutive Hits	8	Rance Mulliniks	Aug. 24-27/84
		8 Paul Molitor	Aug. 26-27/95
		8 Tony Fernandez	May 6-11/99
		8 Adam Lind	June 3-4/09
Most Consecutive Times Reached Base	12	Lyle Overbay	May 22-25/08
Most Consecutive Games, Reached Base Safely	44	Edwin Encarnacion	July 21-Sept. 17/15
Most Consecutive Innings, No Earned Runs	41.0	Roy Halladay	Sept. 1-Sept. 22/03
Most Saves, Consecutive Opportunities	25	Tom Henke	April 9-Aug. 7/91
Most Saves, Consecutive Appearances	12	Casey Janssen	Aug. 25-Sept. 24/13
		12 Roberto Osuna	May 21-June 14/17
Most Home Runs, One Inning	4	vs. Texas (6th inning)	Aug. 17/01
Home Runs in Consecutive AB's	4	Carlos Delgado	Sept. 25/03
Most Consecutive Stolen Bases	23	Joe Carter	1993-1995
Most Runs, One Inning	11	vs. Seattle (A) (9th inning)	July 20/84
		11 vs. Oakland (H) (2nd inning)	April 26/95
		11 vs. Minnesota (H) (6th inning)	July 25/07
		11 vs. Seattle (A) (9th inning)	July 20/84
Most Hits, One Inning	11	vs. Seattle (A) (9th inning)	July 20/84
Most Consecutive Errorless Games	15	Aug. 19-Sept. 4/08
Most Errors, Game	6	at Texas	May 13/82
Most Double Plays, Game	6	vs. Detroit	Aug. 12/06
		6 at Minnesota	July 25/07
Most Innings, Home	19	vs. Detroit	Aug. 10/14
		19 vs. Cleveland	July 1/16
Most Innings, Road	19	at Boston	Sept. 5/17
Longest Game, Time, Home (9.0 inning)	4:15	vs. New York (AL)	April 11/80
Longest Game, Time, Road (9.0 inning)	4:23	at Boston	Sept. 6/20
Longest Game, Time, Home	6:37	vs. Detroit	Aug. 10/14 (19.0)
Longest Game, Time, Road	6:00	at Boston	Sept. 5/17 (19.0)
Shortest Game, Time, Home	1:33	vs. Minnesota	Sept. 28/82
Shortest Game, Time, Road	1:39	at Detroit	June 16/77
Hitting Streak	28	Shawn Green	June 29-July 31, 1999
Most Consecutive Times Shutout	3	May 13-15/81
Most Consecutive Scoreless Innings	33.0	May 12-16/81
Most Consecutive Complete Games	4	Sept. 20, 21, 23, 24/83
Most Consecutive Shutout Games	3	May 21, 22, 23/83
Most Consecutive Shutout Innings-Pitchers	28	June 4, 5, 6, 7/85
Most Consecutive Games Played	432	Carlos Delgado	April 3/00-Aug. 4/02
Most Years, Pitcher	15	Dave Stieb	1979-92, 1998
Most Years, Non-Pitcher	12	Ernie Whitt	1977-78, 1980-89
		12 Tony Fernandez	1983-90, 1993, 1998-99, 2001
		12 Vernon Wells	1999-2010
Longest Road Trip	15	Games	1978, 1984, 1995



FIELDING SEASON RECORDS

Based on 108 games

PITCHERS

Category	Record	Player, Year
Games, Most.....	89	Mark Eichhorn, 1987
Putouts, Most.....	34	Dave Stieb, 1985; Jim Clancy, 1986
Assists, Most.....	66	Jerry Garvin, 1977
Errors, Most.....	8	Jesse Jefferson, 1977
Total Chances, Most.....	92	Dave Stieb, 1985
Double Plays, Most.....	8	Dave Stieb, 1980
Best Percentage (35 or more chances).....	1.000	Done 23x; last: Marcus Stroman, 2018

CATCHERS

Category	Record	Player, Year
Games, Most.....	138	Pat Borders, 1993
Putouts, Most.....	989	Russell Martin, 2016
Assists, Most.....	88	Pat Borders, 1992
Errors, Most.....	13	Rick Cerone, 1979; Pat Borders, 1993
Passed Balls, Most.....	19	Russell Martin, 2015
Total Chances, Most.....	1048	Russell Martin, 2016
Double Plays, Most.....	12	Pat Borders, 1993
Best Percentage.....	.997	Darrin Fletcher, 1999; Benito Santiago, 1997; Bengie Molina, 2006

FIRST BASEMEN

Category	Record	Player, Year
Games, Most.....	162	Carlos Delgado, 2000
Putouts, Most.....	1518	Carlos Delgado, 2001
Assists, Most.....	155	Lyle Overbay, 2008
Errors, Most.....	21	Willie Upshaw, 1983
Total Chances, Most.....	1630	Carlos Delgado, 2001
Double Plays, Most.....	166	Carlos Delgado, 2001
Best Percentage.....	.999	Justin Smoak, 2018

SECOND BASEMEN

Category	Record	Player, Year
Games, Most.....	160	Roberto Alomar, 1991; Aaron Hill, 2007
Putouts, Most.....	333	Roberto Alomar, 1991
Assists, Most.....	560	Aaron Hill, 2007
Errors, Most.....	16	Damaso Garcia, 1980
Total Chances, Most.....	818	Aaron Hill, 2007
Double Plays, Most.....	129	Aaron Hill, 2009
Best Percentage.....	.994	Roberto Alomar, 1995

THIRD BASEMEN

Category	Record	Player, Year
Games, Most.....	156	Kelly Gruber, 1988
Putouts, Most.....	137	Josh Donaldson, 2015
Assists, Most.....	349	Kelly Gruber, 1988
Errors, Most.....	22	Roy Howell, 1978; Kelly Gruber, 1989; Eric Hinske, 2003
Total Chances, Most.....	477	Kelly Gruber, 1988
Double Plays, Most.....	37	Troy Glaus, 2006
Best Percentage.....	.978	Eric Hinske, 2004

SHORTSTOP

Category	Record	Player, Year
Games, Most.....	163	Tony Fernandez, 1986
Putouts, Most.....	319	Alfredo Griffin, 1982
Assists, Most.....	509	Alex Gonzalez, 2001
Errors, Most.....	37	Alfredo Griffin, 1980
Total Chances, Most.....	824	Alfredo Griffin, 1982
Double Plays, Most.....	126	Alfredo Griffin, 1980
Best Percentage.....	.992	Tony Fernandez, 1989

OUTFIELDERS

Category	Record	Player, Year
Games, Most.....	162	Rick Bosetti, 1979; Jose Cruz, 2000
Putouts, Most.....	473	Lloyd Moseby, 1984
Assists, Most.....	22	Jesse Barfield, 1985
Errors, Most.....	15	George Bell, 1988
Total Chances, Most.....	497	Rick Bosetti, 1979
Double Plays, Most.....	8	Jesse Barfield, 1985 & 1986
Best Percentage.....	1.000	Vernon Wells, 2005 & 2010; Frank Catalanotto, 2005



GAME RECORDS – INDIVIDUAL

BATTING

Category	Record	Player	Opponent	Date
At-Bats	9	Alfredo Griffin (17 inn.) Jose Reyes (19 inn.)	Boston (A), GM1 Detroit (H)	Oct. 4/80 Aug. 10/14
Runs	5	Carlos Delgado Shannon Stewart	Seattle (A) Tampa Bay (A)	May 3/99 June 25/02
	5	Orlando Hudson	Boston (H)	May 13/04
	5	Josh Donaldson	Chicago-AL (H)	May 26/15
Hits	6	Frank Catalanotto	Chicago-AL (A), GM2	May 1/04
Doubles	4	Damaso Garcia Shannon Stewart	New York-NL (A) New York-NL (H)	June. 27/86 July 18/00
		Alex Rios	Boston (A)	Aug. 17/08
Triples	2	13x, 11 players, last: Dalton Pompey	Baltimore (H)	Sept. 26/14
Home Runs	4	Carlos Delgado	Tampa Bay (H)	Sept. 25/03
Extra-Base Hits	4	11x, 10 players, last: Yunel Escobar	New York-AL (A)	Aug. 29/12
RBI's	9	Roy Howell Edwin Encarnacion	New York-AL (A) Detroit (H)	Sept. 10/77 Aug. 29/15
Sacrifice Flies	3	George Bell	Chicago-AL (A)	Aug. 14/90
Strikeouts	6	Alex Gonzalez (13 inn.)	Cleveland (H)	Sept. 9/98
Walks	4	21x, 18 players, last: Justin Smoak	Chicago-AL (H)	May 10/19
	5	Melky Cabrera (19 inn.)	Detroit (H)	Aug. 10/14
Stolen Bases	4	Damaso Garcia Dave Collins	Oakland (H) Baltimore (A)	April 25/84 Aug. 5/84
		Roberto Alomar	Baltimore (A)	June 8/91
		Otis Nixon	Boston (H)	Aug. 14/96
		Rajai Davis	Houston (H)	July 28/13
Hit By Pitch	3	Reed Johnson Reed Johnson Reed Johnson	Texas (A) Tampa Bay (H) New York-AL (A)	April 16/05 April 7/06 April 29/06

"BIG" RBI GAMES (6 OR MORE)

RBI	PLAYER	DATE	OPPONENT
9	Roy Howell	Sept. 10, 1977	NY (A)
9	Edwin Encarnacion	Aug. 29, 2015	DET (H)
8	Adam Lind	Aug. 31, 2009	TEX (A)
8	Michael Saunders	June 17, 2016	BAL (A)
7	John Mayberry	June 26, 1978	BAL (H)
7	Otto Velez	May 4, 1980	CLE (H) G1
7	George Bell	May 9, 1987	TEX (A)
7	Josh Phelps	July 7, 2004	SEA (H)
7	Lyle Overbay	Aug. 20, 2010	BOS (A)
7	Kendrys Morales	Aug. 31, 2017	BAL (A)
6	Roy Howell	July 3, 1979	DET (A)
6	Barry Bonnell	May 3, 1980	CLE (H)
6	Lloyd Moseby	Aug. 19, 1981	KC (A)
6	Damaso Garcia	May 10, 1985	SEA (H)
6	Jesse Barfield	May 18, 1986	CLE (H)
6	George Bell	June 11, 1987	BAL (A)
6	Ernie Whitt	Sept. 12, 1987	NY (H)
6	Ernie Whitt	Sept. 27, 1988	BAL (A)
6	Kelly Gruber	April 16, 1989	KC (H)
6	George Bell	June 8, 1990	MIL (A)
6	Charlie O'Brien	May 14, 1997	DET (A)
6	Carlos Delgado	June 7, 2000	ATL (A)
6	Raul Mondesi	May 4, 2001	SEA (A)
6	Raul Mondesi	June 29, 2001	BOS (H)
6	Jose Cruz Jr.	June 25, 2002	TB (A)
6	Carlos Delgado	Sept. 25, 2003	TB (H)
6	Reed Johnson	July 1, 2005	BOS (A)
6	Adam Lind	April 6, 2009	DET (H)
6	J.P. Arencibia	May 18, 2012	NY (H)
6	Adam Lind	Sept. 7, 2013	MIN (A)
6	Edwin Encarnacion	June 20, 2014	CIN (A)
6	Josh Donaldson	Aug. 22, 2015	LAA (A)
6	Edwin Encarnacion	May 5, 2016	TEX (H)
6	Justin Smoak	April 1, 2018	NY (H)
6	Yanervis Solarte	May 3, 2018	CLE (A) G1
6	Curtis Granderson	June 10, 2018	BAL (H)



PITCHING

Category	Record	Player	Opponent	Date
Innings.....	12	Jesse Jefferson Dave Stieb	Boston (H) Oakland (H)	May 23/78 May 17/80
Most Innings, Reliever....	7.1	Mike Willis	Boston (H), 1st g	Sept. 27/77
Hits.....	14	Josh Towers	Minnesota (H)	May 27/05
Runs.....	13	David Wells	Milwaukee (A)	Aug. 20/92
Earned Runs.....	13	David Wells	Milwaukee (A)	Aug. 20/92
Home Runs.....	5	Pat Hentgen Pat Hentgen Brett Cecil	Cleveland (H) Boston (H) Boston (A)	May 26/95 June 25/97 May 20/10
Strikeouts.....	18	Chase Anderson	New York-AL (A)	Sept. 17/20
Walks.....	9	Roger Clemens Jesse Jefferson Jim Clancy Pat Hentgen Chris Carpenter	Kansas City (H) Baltimore (H) Chicago-AL (A) Seattle (A) Seattle (H)	Aug. 25/98 Aug. 18/77 Aug. 30/84 July 15/95 Aug. 16/99
Hit Batsmen.....	3	8x, last: Mike Bolsinger	Atlanta (H)	May 15/17
Wild Pitches.....	4	John Cerutti Edwin Hurtado Al Leiter Kyle Drabek	Boston (A) Cleveland (A) Boston (A) Kansas City (A)	July 3/86 Aug. 31/95 Sept. 23/95 June 7/11

FIELDING

PITCHERS

Category	Record	Player	Opponent	Date
Most Putouts.....	5	Roy Halladay	Detroit (A)	June 2/02
Most Assists.....	8	Jim Clancy	Seattle (A)	April 4/84
Most Errors.....	3	Juan Guzman	Anaheim (H)	May 23/97
Most Double Plays.....	3	Dave Lemanczyk	Boston (H)	Sept. 7/77
Most Total Chances.....	8	Jim Clancy	Seattle (A)	April 4/84

CATCHERS

Category	Record	Player	Opponent	Date
Most Putouts.....	19	Miguel Montero	Minnesota (H)	Aug. 27/17
Most Assists.....	5	Jose Molina J.P. Arencibia Russell Martin	Tampa Bay (A) Baltimore (A) Chicago-AL (H)	April 25/10 July 13/13 April 2/18
Most Errors.....	2	13x, last: Miguel Montero	Los Angeles-AL (H)	July 30/17
Most Double Plays.....	2	16x, last: Luke Maile	Detroit (H)	July 2/18
Most Passed Balls.....	3	2x, last: Russell Martin	Boston (A)	June 13/15
Most Total Chances.....	20	Miguel Montero	Minnesota (H)	Aug. 27/17

FIRST BASEMEN

Category	Record	Player	Opponent	Date
Most Putouts.....	22	Edwin Encarnacion (18 inn.)	Texas (H)	June 8/13
Most Assists.....	4	31x, last: Edwin Encarnacion	Cleveland (A)	May 2/15
Most Errors.....	3	Willie Upshaw Fred McGriff (12.0 inn.) John Olerud	Boston (A) Boston (A) Texas (A)	July 1/86 June 4/89 May 5/93
Most Double Plays.....	6	Lyle Overbay	Minnesota (A)	Aug. 12/06
Most Total Chances.....	24	Carlos Delgado (17 inn.)	New York-AL (H)	April 19/01

SECOND BASEMEN

Category	Record	Player	Opponent	Date
Most Putouts.....	12	Tomas Perez (14 inn.)	Kansas City (A)	Aug. 20/96
Most Assists.....	10	5x, last: Darwin Barney (19 inn.)	Cleveland (H)	July 1/16
Most Errors.....	3	Garth Iorg Hector Torres Emilio Bonifacio	California (A) Baltimore (A) Boston (H)	April 28/78 June 24/77 April 5/13
Most Double Plays.....	5	Roberto Alomar (11 inn.) Tilson Brito Aaron Hill	New York-AL (H) Detroit (H) Minnesota (A)	May 10/95 April 16/96 Aug. 12/06
Most Total Chances.....	15	Damaso Garcia Tomas Perez (14 inn.) Emilio Bonifacio (16.2 inn.)	Kansas City (H) Kansas City (A) San Diego (A)	May 7/82 Aug. 20/96 May 31/13

THIRD BASEMEN

Category	Record	Player	Opponent	Date
Most Putouts.....	6	Kelly Gruber Ed Sprague Matt Dominguez	Milwaukee (H) Cleveland (A) Boston (A)	Aug. 27/92 June 15/94 June 5/16
Most Assists.....	9	Roy Howell	Milwaukee (H), G2	June 14/78
Most Errors.....	3	Dave Baker Kelly Gruber Kelly Gruber	Oakland (H), G2 Baltimore (A) Chicago-AL (A)	Sept. 15/82 June 27/89 May 23/92
Most Double Plays.....	3	4x, last: Eric Hinske	Texas (H)	Aug. 8/03
Most Total Chances	11	Roy Howell Ed Sprague	Milwaukee (H) Seattle (H)	April 17/80 July 1/91

SHORTSTOPS

Category	Record	Player	Opponent	Date
Most Putouts.....	8	Alfredo Griffin Alex Gonzalez Alex Gonzalez	Texas (A) Cleveland (H) Minnesota (H)	Sept. 2/81 May 16/97 Aug. 2/01
Most Assists.....	13	Alex Gonzalez	Cleveland (H)	April 26/96
Most Errors.....	3	Alfredo Griffin Luis Sojo	Texas (A) Cleveland (A)	May 13/82 Aug. 31/90
Most Double Plays.....	5	Alfredo Griffin Alex Gonzalez Marco Scutaro	California (A) Chicago-AL (A) Tampa Bay (H)	April 24/98 Sept. 6/08
Most Total Chances	16	John McDonald (13.2 inn.) Alex Gonzalez Marco Scutaro (13 inn.)	Los Angeles-AL (A) Cleveland (H) Tampa Bay (H)	April 9/11 April 26/96 Sept. 6/08

OUTFIELDERS

Category	Record	Player	Opponent	Date
Most Putouts.....	10	Lloyd Moseby (10 inn.) Shannon Stewart (11 inn.) Jose Cruz Jr. Raul Mondesi	New York-AL (H), G1 Boston (H) Cleveland (A) Montreal (A)	Aug. 2/83 Sept. 3/98 Oct. 1/99 July 8/00
Most Assists.....	3	Steve Bowling Rick Bosetti	Oakland (H) Detroit (H)	Aug. 27/77 May 28/79
Most Errors.....	2	20x, last: Ezequiel Carrera	Detroit (A)	July 3/15
Most Double Plays.....	2	4x, last: Dewayne Wise	Chicago-AL (A)	Aug. 6/02
Most Total Chances	10	Lloyd Moseby (10 inn.) Shannon Stewart (11 inn.) Jose Cruz Jr. Raul Mondesi	New York-AL (H), G1 Boston (H) Cleveland (A) Montreal (A)	Aug. 2/83 Sept. 3/98 Oct. 1/99 July 8/00

LONGEST RAIN DELAYS**AT EXHIBITION STADIUM**

- 3:34 delay to start game vs. CLE, Aug. 2, 1987 (W 11-5)... Game started at 5:09 pm and ended at 7:55 pm (time of game-2:46)
- 3:18 delay to start game vs. BOS, Sept. 26, 1985 (L 4-1)...Game started at 1:53 pm and ended at 1:02 am (time of game-2:09)
- 3:16 delay in bottom of 5th inning vs. BOS, June 22, 1985 (L 5-3)...Game started at 1:39 pm and ended at 7:47 pm (time of game-2:25)
- 3:01 delay vs. BOS, June 17, 1984 (W 5-3)... 1:33 delay to start game and 1:28 delay at start of bottom of the 5th inning...Game started at 3:08 pm and ended 7:47 pm (time of game-2:48)

AT ROGERS CENTRE

- 0:26 delay on July 26, 2003 vs. the Chicago White Sox
- 0:14 delay on Aug. 10, 1991 vs. the Boston Red Sox

LONGEST RAIN DELAYS ON THE ROAD

- 3:47 delay in the 5th inning at CLE, April 10, 2009... Game started at 4:08 pm and ended at 11:20 pm
- 3:32 delay to start the game at NYY, Aug. 22, 2013... Game started at 4:37 pm and ended at 7:44 pm
- 3:05 delay to start game at CIN, June 8, 2003...Game started at 1:15 pm and ended at 3:37 pm
- 2:41 delay to start game at COL, June 28, 2016 (W, 14-9)...Game started at 9:21 pm and ended at 1:30 am

LATEST ENDING GAMES

- 1:30 am at COL, June 28, 2016 (time of game-3:51), W 14-9
- 1:25 am at BAL, June 19, 1998 (time of game-5:49), L 7-4 in 15 innings
- 1:06 am at BOS, May 3, 1996 (time of game-3:20), L 8-7...Suspended game after 6 innings, resumed next day.
- 1:05 am vs. NYY, Apr. 19, 2001 (at SkyDome, time of game-5:57), L 6-5 in 17 innings
- 1:02 am vs. BOS, Sept. 26, 1985 vs. BOS (time of game-2:09), L 4-1...3:18 delay to start game.
- 1:02 am at BAL, Aug. 3, 1984 (time of game-2:45), W 5-2...:20 rain delay in top of 4th inning.



MONTHLY RECORDS – INDIVIDUAL

PITCHING

Category	Record	Player	Date
Games	18	Mark Eichhorn	June '87
Wins	6	4x, 4 players, last: Roy Halladay	May '03
Losses	7	Jesse Jefferson	Aug. '80
Strikeouts	68	Roger Clemens	Aug. '98
Innings Pitched	60.2	Doyle Alexander	Sept. '84
Saves	11	Billy Koch	July '99
		Kelvin Escobar	Sept. '02
ERA (Starters)	0.89	Roger Clemens	July '97
Complete Games	5	Tom Underwood	June '79
		Pat Hentgen	Aug. '96
		Roy Halladay	Sept. '03
Starts	8	Luis Leal	Aug. '82
SHO	3	Dave Stieb	Sept. '88
		Roger Clemens	Aug. '98

BATTING

Category	Record	Player	Date
At-Bats	134	Lloyd Moseby	Aug. '83
Hits	47	Lloyd Moseby	Aug. '83
Runs	31	Shawn Green	Aug. '98
Doubles	19	Carlos Delgado	July '00
Triples	5	Alfredo Griffin	May '79
	5	Lloyd Moseby	June '84
	5	Orlando Hudson	Aug. '02
Home Runs	16	Edwin Encarnacion	May '14
Runs Batted In	35	Josh Donaldson/Edwin Encarnacion	Aug. '15
Extra-Base Hits	24	Carlos Delgado	July '00
Walks	30	Fred McGriff	Aug. '8
		Jose Bautista	March/April '14
Stolen Bases	18	Dave Collins	Aug. '84
AVG	.450	John Olerud	April '93
SLG %	.919	Edwin Encarnacion	Aug. '15
OBP %	.550	Frank Catalanotto	April '06

HOME RUN TRIVIA

PLAYER WHO HOMERED IN THEIR FINAL MAJOR LEAGUE AT-BAT

WILLIE AIKENS, April 27, 1985. He came to bat for last time, pinch-hitting at Texas in the 9th inning. Batting for Tony Fernandez against Tommy Boggs, Aikens crushed a dramatic game-tying, two-run homer and Toronto went on to win 9-8. Three days later, Aikens was "designated for assignment" winding up in the minor leagues.

TWO IN ONE INNING, BATTER

JOE CARTER was the first Blue Jay to hit two home runs in one inning. He had his two on Oct. 3, 1993 at Baltimore in the 2nd inning.

EDWIN ENCARNACION became just the 2nd player in club history to hit two home runs in one inning. He had his two on July 26, 2013 vs. Houston in the 7th inning.

40 HOME RUN SEASONS

In 1999, **CARLOS DELGADO** with 44 home runs and **SHAWN GREEN** with 42 home runs, became the first Blue Jays tandem to each hit 40 or more home runs in the same season. In 2000, the Blue Jays again had two players, **CARLOS DELGADO** and **TONY BATISTA**, each hit 40 plus homers in a season. In 2015, **JOSH DONALDSON** hit 41 home runs while teammate **JOSE BAUTISTA** hit 40, marking the 3rd time in club history in which two teammates each hit 40. Overall the Blue Jays have had nine different players, done 12 times, hit 40 or more home runs in a season. **JOSE BAUTISTA** hit a club-record 54 HR in 2010 and became just the 2nd Jay to collect 40+ HR in back-to-back

seasons, the first since **CARLOS DELGADO** (1999-2000). **CARLOS DELGADO** is the only Blue Jay player to hit 40 or more home runs in a season three times (1999, 2000, 2003).

HOME RUNS BY THE FIRST TWO BATTERS OF GAME

DEVON WHITE and **ROBERTO ALOMAR** on August 18, 1991 at Detroit accomplished this feat for the first time in Blue Jays history. The second time occurred on June 14, 2006 vs. Baltimore when **ALEX RIOS** and **FRANK CATALANOTTO** did so. The third such start came on May 22, 2016 at MIN, via homers from **JOSE BAUTISTA** and **JOSH DONALDSON**. The most recent occurrence came on July 27, 2018 at CWS, when **CURTIS GRANDERSON** and **LOURDES GURRIEL JR.** accomplished the feat.

MOST PLAYERS WITH 30 OR MORE HOME RUNS

The 2000 Blue Jays had four players hit 30-or-more home runs, which tied the MLB record at the time (MIN - five in 2019). It was then just the second time the feat had been accomplished in the AL as the Anaheim Angels also had four players hit 30-plus homers in the 2000 season.

20 HOME RUNS AT THE ALL-STAR BREAK

The 2000 Blue Jays became the first team in Major League history to have four players hit 20-or-more home runs at the All-Star Break. **CARLOS DELGADO** hit 28, **TONY BATISTA** hit 24, **RAUL MONDESI** hit 22 and **JOSE CRUZ Jr.** hit 20.



CLUB RECORDS

TORONTO'S BEST WON/LOST RECORDS

BEST			WORST			BEST			WORST			BEST			WORST		
G	W-L	YEAR	W-L	YEAR	times	G	W-L	YEAR	W-L	YEAR	G	W-L	YEAR	W-L	YEAR	YEAR	
1	1-0	22 times	0-1	22 times		54	36-18	84/85	13-41	79	109	69-40	85	33-76	79		
2	2-0	13 times	0-2	7 times		55	36-19	84/85	13-42	79	110	69-41	85	33-77	79		
3	3-0	92/96	0-3	79/03/04		56	37-19	85	14-42	79	111	70-41	85	33-78	79		
4	4-0	92	1-3	7 times		57	38-19	85	15-42	79	112	70-42	85	34-78	79		
5	5-0	92	1-4	78/04/17		58	38-20	85/87	16-42	79/81	113	71-42	85	34-79	79		
6	6-0	92	1-5	04/17		59	39-20	87	16-43	79	114	72-42	85	34-80	79		
7	6-1	92/94	1-6	17		60	39-21	87	17-43	79	115	72-43	85	35-80	79		
8	7-1	92	1-7	17		61	39-22	84/85/87	17-44	79	116	72-44	85	35-81	79		
9	8-1	92	1-8	17		62	40-22	84	18-44	79	117	73-44	85	36-81	79		
10	9-1	92	1-9	17		63	41-22	84/87	18-45	79	118	73-45	85	37-81	79		
11	9-2	92	2-9	17		64	41-23	84/87	18-46	79	119	74-45	85	38-81	79		
12	10-2	92	2-10	17		65	41-24	84/87	19-46	79	120	74-46	85	38-82	79		
13	10-3	92	2-11	17		66	42-24	84	20-46	79	121	75-46	85	39-82	79		
14	11-3	92	3-11	04/17		67	42-25	84/87	21-46	78/79	122	76-46	85	39-83	79		
15	12-3	92	3-12	17		68	43-25	84	22-46	78/79	123	77-46	85	39-84	79		
16	12-4	92/99	4-12	04/17		69	43-26	84/85/87	22-47	78/79	124	77-47	85	39-85	79		
17	13-4	92	4-13	17		70	44-26	87	23-47	78/79	125	78-47	85	39-86	79		
18	14-4	92	5-13	17		71	44-27	85/87	23-48	79	126	79-47	85	39-87	79		
19	15-4	92	5-14	17		72	45-27	85/87	23-49	79	127	79-48	85	40-87	79		
20	15-5	92	6-14	79/17		73	45-28	85/87	23-50	79	128	80-48	85	40-88	79		
21	15-6	92	6-15	17		74	46-28	85	23-51	79	129	81-48	85	41-88	79		
22	16-6	92	6-16	17		75	46-29	85	24-51	79	130	81-49	85	42-88	79		
23	16-7	92	6-17	17		76	46-30	85/93	24-52	79	131	82-49	85	42-89	79		
24	16-8	92/01	7-17	79/17		77	47-30	85/93	24-53	79	132	82-50	85	42-90	79		
25	16-9	92/01/09	7-18	79		78	48-30	93	24-54	79	133	83-50	85	42-91	79		
26	17-9	92/01/09	8-18	78/79/04		79	48-31	85/92/93	24-55	79	134	84-50	85	43-91	79		
27	18-9	92/09	8-19	79		80	49-31	92	24-56	79	135	84-51	85	43-92	79		
28	19-9	92	8-20	79		81	50-31	92	24-57	79	136	85-51	85	44-92	79		
29	20-9	92	8-21	79		82	51-31	92	25-57	79	137	86-51	85	44-93	79		
30	21-9	92	8-22	79		83	52-31	92	26-57	79	138	87-51	85	44-94	79		
31	21-10	92	8-23	79		84	53-31	92	26-58	79	139	88-51	85	44-95	79		
32	21-11	87/92	8-24	79		85	53-32	85/92	27-58	79	140	88-52	85	44-96	79		
33	22-11	92	9-24	79		86	53-33	85/92	27-59	79	141	89-52	85	44-97	79		
34	23-11	92	9-25	79		87	53-34	85/92	27-60	79	142	90-52	85	44-98	79		
35	24-11	92	9-26	79		88	54-34	92	28-60	79	143	91-52	85	45-98	79		
36	25-11	92	9-27	79		89	54-35	92	28-61	79	144	91-53	85	46-98	79		
37	25-12	92	10-27	79		90	55-35	92	28-62	79	145	91-54	85	46-99	79		
38	25-13	92	10-28	79		91	56-35	92	28-63	79	146	92-54	85	47-99	79		
39	25-14	84/85/92/09	10-29	79		92	56-36	92	29-63	79	147	93-54	85	48-99	79		
						93	57-36	92	29-64	79	148	93-55	85	49-99	79		
40	26-14	84/85/09	10-30	79		94	57-37	85/92	29-65	79	149	94-55	85	50-99	79		
41	27-14	84/85/09	10-31	79		95	58-37	85/92	29-66	79	150	95-55	85	50-100	79		
42	28-14	84/85	11-31	79		96	59-37	85	29-67	79	151	95-56	85	50-101	79		
43	29-14	84/85	11-32	79		97	60-37	85	29-68	79	152	95-57	85	50-102	79		
44	30-14	84/85	11-33	79		98	61-37	85	29-69	79	153	96-57	85	51-102	79		
45	31-14	84/85	12-33	79		99	62-37	85	29-70	79	154	97-57	85	52-102	77/79		
46	31-15	84/85	12-34	79		100	63-37	85	30-70	79	155	98-57	85	52-103	77/79		
47	32-15	84	12-35	79		101	63-38	85	31-70	79	156	98-58	85	52-104	77/79		
48	33-15	84	12-36	79		102	64-38	85	31-71	79	157	98-59	85	52-105	77		
49	34-15	84	12-37	79		103	65-38	85	32-71	79	158	98-60	85	53-105	77/79		
50	34-16	84/85	12-38	79		104	66-38	85	32-72	79	159	98-61	85	53-106	77/79		
51	35-16	85	12-39	79		105	67-38	85	32-73	79	160	99-61	85	53-107	79		
52	36-16	85	13-39	79		106	67-39	85	32-74	79	161	99-62	85	53-108	79		
53	36-17	84/85	13-40	79		107	68-39	85	32-75	79	162	96-66	87/92	53-109	79		
						108	69-39	85	32-76	79							

BIographies

LAST SEASON

HISTORY

RECORDS

OPPONENTS

PLAYER DEV.

MEDIA & MISC.



BLUE JAYS MONTHLY RECORDS

		MARCH/ APRIL W-L	MAY W-L	JUNE W-L	JULY W-L	AUG. W-L	SEPT./ OCT. W-L	PRE ALL-STAR W-L	POST ALL-STAR W-L	TOTAL W-L
1977	H	6-4	5-10	3-9	5-10	3-8	3-14	18-27	7-28	25-55
	A	4-7	3-7	7-8	2-11	7-10	6-9	16-31	13-21	29-52
	T	10-11	8-17	10-17	7-21	10-18	9-23	34-58	20-49	54-107
1978	H	4-7	7-7	6-8	7-7	10-3	3-12	19-23	18-21	37-44
	A	4-6	2-11	3-9	6-11	6-11	1-10	13-30	9-28	22-58
	T	8-13	9-18	9-17	13-18	16-14	4-22	32-53	27-49	59-102
1979	H	3-8	3-15	6-5	5-6	6-8	9-7	14-32	18-17	32-49
	A	4-7	2-8	6-14	3-11	5-9	1-11	15-32	6-28	21-60
	T	7-15	5-23	12-19	8-17	11-17	10-18	29-64	24-45	53-109
1980	H	3-1	8-9	7-7	5-10	6-8	6-11	18-19	17-27	35-46
	A	6-6	5-5	3-10	6-7	5-12	7-9	15-24	17-25	32-49
	T	9-7	13-14	10-17	11-17	11-20	13-20	33-43	34-52	67-95
1981	H	2-7	5-10	0-5	—	4-8	6-6	7-22	10-14	17-36
	A	5-5	4-10	0-5	—	5-2	6-11	9-20	11-13	20-33
	T	7-12	9-20	0-10	—	9-10	12-17	16-42	21-27	37-69
1982	H	5-6	6-5	7-10	9-4	7-8	10-4	19-24	25-13	44-37
	A	3-6	7-9	5-4	6-8	6-12	7-8	18-23	16-24	34-47
	T	8-12	13-14	12-14	15-12	13-20	17-12	37-47	41-37	78-84
1983	H	4-4	12-6	6-3	8-8	7-6	11-6	23-15	25-18	48-33
	A	4-6	6-3	10-9	7-4	8-13	6-5	20-18	21-22	41-40
	T	8-10	18-9	16-12	15-12	15-19	17-11	43-33	46-40	89-73
1984	H	5-5	15-2	9-5	7-6	6-5	7-9	34-15	15-17	49-32
	A	8-4	4-4	4-11	7-8	12-7	5-7	16-19	24-22	40-41
	T	13-9	19-6	13-16	14-14	18-12	12-16	50-34	39-39	89-73
1985	H	5-4	9-2	11-5	10-4	5-3	12-8	26-13	28-13	54-26
	A	8-3	8-6	5-8	8-6	12-7	6-6	27-22	18-24	45-36
	T	13-7	17-8	16-13	18-10	17-10	18-14	53-35	46-37	99-62
1986	H	4-7	7-5	10-8	5-5	11-5	5-9	26-25	16-14	42-39
	A	5-4	7-10	7-3	10-6	7-5	8-9	21-18	23-19	44-37
	T	9-11	14-15	17-11	15-11	18-10	13-18	47-43	39-33	86-76
1987	H	7-4	7-3	8-7	12-4	5-6	13-5	28-16	24-13	52-29
	A	5-4	9-8	9-4	3-8	12-6	6-7	23-20	21-17	44-37
	T	12-8	16-11	17-11	15-12	17-12	19-12	51-36	45-30	96-66
1988	H	4-9	6-5	10-4	4-8	7-7	14-3	23-24	22-12	45-36
	A	5-4	7-11	7-7	8-6	7-7	8-4	19-22	23-17	42-39
	T	9-13	13-16	17-11	12-14	14-14	22-7	42-46	45-29	87-75
1989	H	4-5	8-9	6-5	6-8	14-4	8-5	20-23	26-12	46-35
	A	5-11	3-6	11-5	9-4	6-5	9-6	22-22	21-16	43-38
	T	9-16	11-15	17-10	15-12	20-9	17-11	42-45	47-28	89-73
1990	H	9-4	5-9	6-8	9-5	5-8	10-3	26-23	18-14	44-37
	A	3-5	9-5	8-5	5-7	8-8	8-9	21-15	21-24	42-39
	T	12-9	14-14	15-13	14-12	13-16	18-12	47-38	39-38	86-76
1991	H	8-3	8-5	8-7	8-6	6-8	8-6	27-16	19-19	46-35
	A	4-6	7-7	8-5	7-5	9-6	10-7	22-18	23-18	45-36
	T	12-9	15-12	16-12	15-11	15-14	18-13	49-34	42-37	91-71
1992	H	11-4	8-6	4-5	11-4	7-4	12-5	31-18	22-10	53-28
	A	5-3	7-6	10-7	5-6	7-12	9-4	22-16	21-22	43-38
	T	16-7	15-12	14-12	16-10	14-16	21-9	53-34	43-32	96-66
1993	H	9-4	8-6	10-3	7-9	7-6	7-5	28-19	20-14	48-33
	A	4-6	8-6	9-6	5-5	10-6	11-5	21-21	26-13	47-34
	T	13-10	16-12	19-9	12-14	17-12	18-10	49-40	46-27	95-67
1994	H	9-2	10-8	3-8	9-4	2-4	—	24-19	9-7	33-26
	A	5-8	0-8	5-10	8-6	4-2	—	14-29	8-5	22-34
	T	14-10	10-16	8-18	17-10	6-6	—	38-48	17-12	55-60
1995	H	3-2	7-8	6-5	5-8	5-8	3-12	16-17	13-26	29-43
	A	—	4-8	3-11	10-6	6-10	4-10	11-23	16-22	27-45
	T	3-2	11-16	9-16	15-14	11-18	7-22	27-40	29-48	56-88
1996	H	5-9	8-5	5-6	7-7	5-9	5-10	19-22	16-24	35-46
	A	6-5	5-10	7-9	6-7	9-6	6-5	19-27	20-15	39-42
	T	11-14	13-15	12-15	13-14	14-15	11-15	38-49	36-39	74-88
1997	H	5-7	7-8	5-11	8-4	8-6	9-3	20-29	22-10	42-39
	A	6-5	8-5	6-4	5-11	7-9	2-13	20-14	14-33	34-47
	T	11-12	15-13	11-15	13-15	15-15	11-16	40-43	36-43	76-86
1998	H	5-8	8-6	8-5	9-4	11-5	10-2	25-20	26-10	51-30
	A	5-8	10-5	6-9	3-11	6-5	7-6	21-22	16-22	37-44
	T	10-16	18-11	14-14	12-15	17-10	17-8	46-42	42-32	88-74
1999	H	9-1	4-12	13-5	9-5	2-10	3-8	29-19	11-22	40-41
	A	4-10	7-5	2-8	10-2	10-6	11-6	18-24	26-13	44-37
	T	13-11	11-17	15-13	19-7	12-16	14-14	47-43	37-35	84-78
2000	H	7-7	8-8	7-3	6-7	8-3	9-8	22-18	23-18	45-36
	A	5-7	8-4	9-7	5-9	7-8	4-8	26-23	12-20	38-43
	T	12-14	16-12	16-10	11-16	15-11	13-16	48-41	35-38	83-79

BIographies

LAST SEASON

HISTORY

RECORDS

OPPONENTS

PLAYER DEV.

MEDIA & MISC.



		MARCH/ APRIL W-L	MAY W-L	JUNE W-L	JULY W-L	AUG. W-L	SEPT./ OCT. W-L	PRE ALL-STAR W-L	POST ALL-STAR W-L	TOTAL W-L
2001	H	11-5	2-8	7-11	4-7	7-5	9-6	22-27	18-15	40-42
	A	5-4	8-10	5-4	7-9	9-7	6-6	20-19	20-21	40-40
	T	16-9	10-18	12-15	11-16	16-12	15-12	42-46	38-36	80-82
2002	H	3-8	5-12	9-4	8-3	7-9	10-3	17-24	25-15	42-39
	A	5-8	5-5	6-8	5-11	6-8	9-5	17-28	19-17	36-45
	T	8-16	10-17	15-12	13-14	13-17	19-8	34-52	44-32	78-84
2003	H	4-10	9-4	9-1	3-11	4-6	12-4	23-24	18-16	41-40
	A	6-8	12-4	6-10	5-6	9-9	7-3	26-22	19-14	45-36
	T	10-18	21-8	15-11	8-17	13-15	19-7	49-46	37-30	86-76
2004	H	1-8	13-6	6-6	7-5	5-10	8-6	23-23	17-18	40-41
	A	6-7	2-8	6-9	4-9	4-10	5-10	16-26	11-27	27-53
	T	7-15	15-14	12-15	11-14	9-20	13-16	39-49	28-45	67-94
2005	H	5-6	9-6	6-4	10-6	6-6	7-10	22-17	21-21	43-38
	A	8-6	6-6	6-11	3-6	7-9	7-6	22-27	15-17	37-44
	T	13-12	15-12	12-15	13-12	13-15	14-16	44-44	36-38	80-82
2006	H	8-6	11-5	9-5	7-5	6-6	9-4	29-17	21-14	50-31
	A	4-5	6-7	7-6	5-9	6-11	9-6	20-22	17-22	37-44
	T	12-11	17-12	16-11	12-14	12-17	18-10	49-39	38-36	87-75
2007	H	7-7	8-5	9-6	7-2	9-7	9-5	26-19	23-13	49-32
	A	6-5	4-11	5-7	7-10	6-6	6-8	17-25	17-22	34-47
	T	13-12	12-16	14-13	14-12	15-13	15-13	43-44	40-35	83-79
2008	H	5-7	10-4	8-7	9-4	7-6	10-5	27-20	20-14	47-34
	A	6-10	10-6	2-9	4-7	9-6	6-5	20-28	19-14	39-42
	T	11-17	20-10	10-16	13-11	16-12	16-10	47-48	39-28	86-76
2009	H	7-3	11-4	6-11	5-5	5-9	10-5	25-18	19-19	44-37
	A	8-6	3-11	6-3	3-11	5-7	6-12	19-28	12-22	31-50
	T	15-9	14-15	12-14	8-16	10-16	16-17	44-46	31-41	75-87
2010	H	6-9	9-2	5-6	7-4	8-6	10-6	23-20	22-13	45-33
	A	6-3	10-8	4-11	7-7	7-7	6-8	21-25	19-19	40-44
	T	12-12	19-10	9-17	14-11	15-13	16-14	44-45	41-32	85-77
2011	H	6-5	9-8	3-7	10-6	5-8	9-5	19-22	23-17	42-39
	A	7-9	6-5	9-8	5-5	8-7	4-8	26-25	13-17	39-42
	T	13-14	15-13	12-15	15-11	13-15	13-13	45-47	36-34	81-81
2012	H	6-7	9-3	6-6	7-7	5-7	8-10	23-19	18-21	41-40
	A	6-4	6-10	7-8	4-7	4-12	5-8	20-24	12-25	32-49
	T	12-11	15-13	13-14	11-14	9-19	13-18	43-43	30-46	73-89
2013	H	6-8	8-8	8-1	6-11	7-5	5-8	25-21	15-20	40-41
	A	4-9	5-7	9-8	4-5	5-12	7-6	20-28	14-19	34-47
	T	10-17	13-15	17-9	10-16	12-17	12-14	45-49	29-39	74-88
2014	H	5-7	12-6	6-8	7-2	7-8	9-4	25-21	21-14	46-35
	A	7-8	9-3	6-7	8-9	2-9	5-8	24-26	13-18	37-44
	T	12-15	21-9	12-15	15-11	9-17	14-12	49-47	34-32	83-79
2015	H	5-5	9-7	11-5	6-3	12-4	10-4	26-18	27-10	53-28
	A	6-7	3-10	7-4	6-10	9-2	9-8	19-28	21-13	40-41
	T	11-12	12-17	18-9	12-13	21-6	19-12	45-46	48-23	93-69
2016	H	5-7	8-7	6-4	13-6	8-4	6-7	27-20	19-15	46-35
	A	6-7	9-5	9-8	3-2	9-7	7-9	24-20	19-18	43-38
	T	11-14	17-12	15-12	16-8	17-11	13-16	51-40	38-33	89-73
2017	H	4-8	11-4	5-8	7-6	8-8	7-5	22-24	20-15	42-39
	A	4-9	7-6	6-7	5-9	5-7	7-9	19-23	15-24	34-47
	T	8-17	18-10	11-15	12-15	13-15	14-14	41-47	35-39	76-86
2018	H	9-7	3-10	10-3	5-8	7-5	6-8	24-25	16-16	40-41
	A	7-5	6-9	4-9	4-7	6-10	6-8	19-27	14-21	33-48
	T	16-12	9-19	14-12	9-15	13-15	12-16	43-52	30-37	73-89
2019	H	7-8	3-10	5-8	5-8	7-7	8-5	18-30	17-16	35-46
	A	7-7	4-11	5-9	7-6	5-8	4-8	16-27	16-22	32-49
	T	14-15	7-21	10-17	12-14	12-15	12-13	34-57	33-38	67-95
2020	H	—	—	—	0-0	8-5	9-4	—	—	35-46
	A	—	—	—	3-4	7-6	5-9	—	—	32-49
	T	—	—	—	3-4	15-11	14-13	—	—	67-95



MISCELLANEOUS STATISTICS

BEST/WORST HOMESTANDS AND ROADTRIPS

(MINIMUM 6 GAMES)

UNDEFEATED HOMESTANDS

PCT.	W-L	DATES	OPPONENTS
1.000	6-0	Sept. 24-29, 2002	Baltimore, Detroit
1.000	6-0	Sept. 2-7, 2008	Minnesota, Tampa Bay
1.000	6-0	June 17-23, 2013	Colorado, Baltimore
1.000	6-0	June 5-10, 2015	Houston, Miami

UNDEFEATED ROAD TRIPS

None

WINLESS HOMESTANDS

.000	0-6	Sept. 26-Oct. 1, 1980	Boston, Detroit
.000	0-6	June 20-26, 1994	Boston, Baltimore
.000	0-6	Aug. 13-18, 1999	Oakland, Seattle
.000	0-6	May 8-13, 2001	Oakland, Seattle
.000	0-6	May 24-29, 2002	Cleveland, Boston

WINLESS ROAD TRIPS

.000	0-6	Sept. 3-9, 1979	Baltimore, Cleveland
.000	0-6	May 1-6, 2007	Cleveland, Texas
.000	0-9	May 19-27, 2009	Boston, Atlanta, Baltimore
.000	0-6	May 27-June 2, 2019	Tampa Bay, Colorado
.000	0-6	Sept. 2-8, 2019	Atlanta, Tampa Bay

LONGEST WINNING STREAKS (10 OR MORE)

11	1987	June 2-13	SEA 2, BAL 3, NYY 3, BAL 3
11	1998	Aug. 27-Sept. 7	KC 1, MIN 3, KC 2, BOS 4, CLE 1
11	2013	June 11-23	CWS 1, TEX 4, COL 3, BAL 3
11	2015	June 2-14	WSH 2, HOU 3, MIA 3, BOS 3
11	2015	Aug. 2-13	KC 1, MIN 4, NYY 3, OAK 3
10	2008	Aug. 30-Sept. 9	NYN 2, MIN 3, TB 3, CWS 2

LONGEST LOSING STREAKS (10 OR MORE)

12	1981	May 31-Aug. 10	OAK 1, CAL 3, TEX 3, CWS 2, KC 2, DET 1
11	1977	Aug. 26-Sept. 6	OAK 3, MIN 2, SEA 3, BOS 3
10	1994	June 18-28	DET 2, BOS 3, BAL 3, MIL 2

LONGEST HOME WINNING STREAKS

10	1985	July 21-Aug. 3	OAK 1, SEA 3, CAL 4, TEX 2
9	1984	May 21-June 2	MIN 3, CLE 4, NYY 2
9	1994	July 9-24	KC 2, MIN 3, TEX 4
9	1998	Aug. 27-Sept. 7	KC 1, MIN 3, BOS 4, CLE 1
9	2015	June 5-19	HOU 3, MIA 3, NYM 2, BAL 1

LONGEST ROAD WINNING STREAKS

9	1993	Sept. 14-30	DET 2, MIN 3, MIL 3, BAL 1
7	1985	April 14-May 1	BAL 1, TEX 3, OAK 2, CAL 1
7	1987	May 25-June 13	SEA 1, NYY 3, BAL 3
7	1996	Aug. 18-24	MIN 1, KC 3, CWS 3

LONGEST HOME LOSING STREAKS

11	1977	Aug. 15-Sept. 6	CAL 2, OAK 3, SEA 3, BOS 3
9	1999	Aug. 13-29	OAK 3, SEA 3, TEX 3
8	1999	Sept. 14-26	NYN 2, CHW 3, CLE 3
8	2004	April 15-21	DET 3, BAL 3, BOS 2

LONGEST ROAD LOSING STREAKS

12	1979	July 7-Aug. 11	TEX 2, MIL 2, MIN 4, KC 3, CWS 1
11	1979	Aug. 18-Sept. 9	CAL 1, SEA 3, BAL 3, CLE 3
9	1994	April 30-May 25	MIN 2, BAL 3, BOS 2, NYY 2
9	2009	May 19-27	BOS 3, ATL 3, BAL 3



LONGEST WINNING AND LOSING STREAKS

YEAR	WON	LOST	YEAR	WON	LOST	YEAR	WON	LOST	YEAR	WON	LOST
1977	3	11	1988	6	6	1999	8	7	2010	6	5
1978	5	9	1989	6	4	2000	5	6	2011	6	4
1979	4	7	1990	6	6	2001	4	6	2012	4	7
1980	6	8	1991	6	7	2002	7	9	2013	11	7
1981	4	12	1992	8	5	2003	6	6	2014	9	6
1982	6	6	1993	9	6	2004	6	6	2015	11	5
1983	5	6	1994	8	10	2005	4	5	2016	7	5
1984	7	6	1995	4	8	2006	5	7	2017	5	7
1985	9	6	1996	7	6	2007	5	9	2018	5	5
1986	9	5	1997	5	7	2008	10	7	2019	5	7
1987	11	7	1998	11	4	2009	6	9	2020	6	6

WINNING AND LOSING STREAKS – HOME AND ROAD

	HOME		ROAD		YEAR	HOME		ROAD	
	WIN	LOSS	WIN	LOSS		WIN	LOSS	WIN	LOSS
1977	3	11	6	5	2000	6	5	3	7
1978	5	7	3	9	2001	5	7	4	4
1979	4	7	3	12	2002	6	6	5	8
1980	3	6	6	6	2003	7	6	6	4
1981	3	6	4	7	2004	6	8	3	6
1982	6	4	4	7	2005	6	5	3	6
1983	5	3	4	6	2006	5	3	3	5
1984	9	4	3	6	2007	8	4	3	7
1985	10	3	7	6	2008	6	6	4	7
1986	7	4	5	4	2009	6	4	3	9
1987	7	4	7	5	2010	5	4	6	5
1988	4	5	5	5	2011	4	5	5	4
1989	6	5	4	6	2012	4	4	4	8
1990	6	6	6	4	2013	7	6	5	7
1991	5	5	6	3	2014	7	4	6	7
1992	8	5	5	5	2015	9	2	5	5
1993	5	5	9	4	2016	7	5	4	4
1994	9	7	2	5	2017	5	5	3	5
1995	4	7	5	7	2018	7	6	4	7
1996	3	5	7	4	2019	3	7	5	7
1997	6	7	6	7	2020	4	2	4	6
1998	9	5	4	4					
1999	8	9	5	5					

10 CONSECUTIVE HITS

The Toronto Blue Jays tied an American League record on September 4, 1992 at SkyDome by collecting 10 consecutive hits in an eight-run 2nd inning against the Minnesota Twins.

The Blue Jays tied the mark set by the Boston Red Sox on June 2, 1901 and equalled by the Detroit Tigers on September 20, 1983.

The Major League record of 12 straight hits was set by the St. Louis Cardinals in 1920 and equalled by the Brooklyn Dodgers in 1930.

With one out in the 2nd, Toronto's Kelly Gruber reached on an infield single against Twins' starter Kevin Tapani. Singles by Pat Borders and Manuel Lee scored Gruber to cut Minnesota's lead to 3-1.

Devon White doubled in a run and Roberto Alomar followed with a two-run single to give the Blue Jays a 4-3 lead. Joe Carter tripled home Alomar and scored on Dave Winfield's single off reliever Tom Edens. Winfield was thrown out at second for the inning's second out, but John Olerud singled and scored on Candy Maldonado's triple to open a 7-3 cushion. Gruber's bloop double to right-center scored Maldonado for the 10th straight hit.

Borders then fled to center to end the inning.

Toronto's previous club record was nine consecutive hits, set against California on July 3, 1992.



BIGGEST INNINGS

BLUE JAYS

INN.	RUNS	H/A	DATE	OPP.	SCORE	WINNER	LOSER
1st	8	H	July 14, 2011	NYN	16-7	Reyes	Colon
2nd	11	H	April 26, 1995	OAK	13-1	Cone	Stewart
3rd	8	H	July 23, 2006	NYN	13-5	Marcum	Ponson
	8	H	July 14, 2012	CLE	11-9	Laffey	Jimenez
4th	10	A	June 10, 1990	MIL	13-5	Wells	Navarro
5th	9	A	Aug. 24, 2005	NYN	9-5	Bush	Mussina
6th	11	H	July 25, 2007	MIN	13-1	Litsch	Silva
7th	10	A	May 24, 1999	DET	12-6	Wells	Moehler
8th	8	A	May 28, 1986	MIN	14-8	Clancy	Blyleven
	8	H	July 1, 1998	NYM	15-10	Plesac	Rojas
	8	H	June 9, 2006	DET	10-5	Frasor	Jones
9th	11	A	July 20, 1984	SEA	12-7	Acker	Mirabella
10th	6	A	Aug. 3, 1995	BAL	8-2	Jordan	Clark
11th	6	A	May 14, 2011	MIN	9-3	Rauch	Perkins
12th	4	A	Aug. 27, 2007	OAK	6-2	Accardo	Embree
13th	5	A	July 9, 1985	SEA	9-4	Musselmann	Vande Berg
14th	5	A	April 29, 1981	MIL	5-0	Leal	Easterly
	5	A	June 21, 1989	CAL	6-1	Henke	Minton
15th	3	A	June 12, 1983	CAL	6-5	Clarke	Brown
16th	3	A	April 5, 2012	CLE	7-4	Perez	Ascencio
17th	1	A	Oct. 4, 1980	BOS	7-6	Leal	Stanley
18th	1	H	July 28, 2005	ANA	2-1	Walker	Shields
19th	1	H	Aug. 10, 2014	DET	6-5	Jenkins	Porcello

OPPONENTS

INN.	RUNS	H/A	DATE	OPP.	SCORE	WINNER	LOSER
1st	10	H	June 21, 1994	BOS	1-13	Sele	Cornett
2nd	9	H	April 5, 1979	KC	2-11	Leonard	Underwood
3rd	10	A	July 3, 2010	NYN	3-11	Pettitte	Romero
4th	10	A	Sept. 28, 2000	BAL	1-23	Rapp	Carpenter
5th	8	H	Sept. 17, 1988	CLE	3-12	Swindell	Key
6th	9	H	April 6, 2000	KC	3-9	Durbin	Escobar
7th	11	H	Aug. 6, 1979	KC	12-16	Mingori	Stieb
8th	8	H	June 30, 1977	NYN	5-11	Hunter	Garvin
	8	A	July 4, 2003	BAL	5-8	Driskill	Lopez
9th	9	H	Aug. 28, 2004	NYN	6-18	Brown	Lilly
10th	5	H	July 24, 2013	LAD	3-8	League	J. Perez
	5	H	Aug. 7, 2018	BOS	7-10	Kimbrel	Giles
11th	7	H	Aug. 26, 2014	BOS	7-11	Tazawa	Janssen
12th	5	H	July 1, 1987	NYN	1-6	Clements	Musselman
13th	6	H	June 2, 1982	NYN	6-12	Rawley	McLaughlin
14th	4	H	Aug. 8, 1991	DET	0-4	Gibson	Henke
15th	4	H	Sept. 15, 1995	MIL	1-5	Kiefer	Robinson
17th	1	A	June 8, 1998	FLA	3-4	Edmondson	Hanson
	1	H	April 19, 2001	NYN	5-6	Choate	File
19th	1	H	July 1, 2016	CLE	1-2	Bauer	Barney
	1	A	Sept. 5, 2017	BOS	2-3	Velazquez	Rowley



COMEBACKS

TRAILING BY THREE OR MORE RUNS AFTER EIGHT INNINGS AND WINNING THE GAME

Date	Inning	Opponent	Previous Score	Final Score	Runs Down
July 27, 2019	Bottom 9th	vs. TB	L 5-9	W 10-9 (12 inn.)	4
Sept. 20, 2018	Bottom 9th	vs. TB	L 2-8	W 9-8	6
July 30, 2017	Bottom 9th	vs. LAA	L 4-10	W 11-10	6
May 26, 2013	Bottom 9th	vs. BAL	L 2-5	W 6-5	3
April 5, 2012	Top 9th	at CLE	L 1-4	W 7-4 (16 inn.)	3
Aug. 12, 2010	Bottom 9th	vs. BOS	L 2-5	W 6-5	3
June 5, 2007	Bottom 9th	vs. TB	L 6-11	W 12-11	5
April 27, 2003	Bottom 9th	vs. KC	L 4-9	W 10-9	5
June 29, 2002	Bottom 10th	vs. MTL	L 1-4	W 5-4	3
April 14, 2001	Bottom 9th	vs. KC	L 1-4	W 5-4	3
Aug. 1, 1995	Top 9th	at BAL	L 6-10	W 12-10	4
May 7, 1992	Top 9th	at SEA	L 3-7	W 8-7	4
June 4, 1989	Top 12th	at BOS	L 6-10	W 13-11	4
April 20, 1987	Top 10th	at CLE	L 2-6	W 8-7	4
July 18, 1978	Top 10th	at SEA	L 6-9	W 13-12	3

LARGEST LEAD CHANGES

(7 RUNS OR MORE)

DEFICITS OVERCOME IN A VICTORY:

10 runs – June 4, 1989 at BOS (W 13-11, 11 inn.)
 8 runs – June 20, 2014 at CIN (W, 14-9)
 7 runs – Aug. 20, 2020 (GM 2) vs. PHI (W, 9-8)
 7 runs – July 27, 2019 vs. TB (W, 10-9)
 7 runs – June 12, 2015 at BOS (W, 13-10)
 7 runs – May 6, 2013 at TB (W, 8-7)
 7 runs – June 5, 2007 vs. TB (W 12-11)
 7 runs – April 27, 2003 vs KC (W 10-9)
 7 runs – April 23, 1990 vs. CLE (W 12-9)

LEADS SURRENDERED IN A LOSS:

8 runs – July 25, 2009 vs TB (L 10-9 in 12 inn.)
 8 runs – Aug. 21, 2006 vs OAK (L 12-10)
 8 runs – June 4, 1995 at CLE (L 9-8)
 8 runs – Sept. 7, 1979 at CLE (L 9-8)
 7 runs – July 28, 2019 vs. TB (L 10-9)
 7 runs – April 11, 2011 at SEA (L 8-7)
 7 runs – Aug. 2, 2002 vs BAL (L 9-8)
 7 runs – July 2, 1995 vs BAL (L 9-7)
 7 runs – April 15, 1994 at CAL (L 14-13)

TRIPLE PLAYS

BLUE JAYS (4)

Inn.	Date	Opp.	Pitcher	Batter	Putout
T2	4/22/78	CWS	J. Clancy	J. Moore	P-1B-SS
B8	9/7/79	at CLE	P. Huffman	T. Cox	3B-2B-1B
T7	9/21/79	NYN	T. Underwood	D. Garcia	2B-1B-SS
B3	4/20/12	at KC	K. Drabek	E. Hosmer	1B-SS

OPPONENTS (9)

Inn.	Date	Opp.	Pitcher	Batter	Putout
B6	9/9/78	BAL	S. McGregor	R. Cerone	3B-2B-1B
B5	9/10/91	SEA	B. Holman	J. Carter	3B-2B-1B
T9	7/13/95	at SEA	T. Belcher	S. Martinez	P-SS-2B
T4	7/28/97 (GM 2)	at MIL	J. Adamson	A. Gonzalez	3B-2B-1B
B5	9/13/02	TB	D. Brazelton	K. Huckaby	2B-SS-1B
T5	5/12/08 (GM 2)	at CLE	C. Lee	L. Overbay	2B
B6	6/6/14	STL	S. Maness	J. Bautista	2B-SS/SS-1B
T4	7/26/15	at SEA	T. Walker	R. Goins	1B-SS-C
B6	9/8/17	DET	D. VerHagen	K. Pillar	3B-2B-1B



HIGHEST SCORING GAMES

BY BLUE JAYS (15 OR MORE RUNS SCORED)

DATE	OPPONENT	SCORE	BLUE JAYS PITCHER OF RECORD	DATE	OPPONENT	SCORE	BLUE JAYS PITCHER OF RECORD
June 26, 1978	vs. Baltimore	24-10	Tom Underwood	June 22, 1986	vs. New York	15-1	Jimmy Key
June 25, 2002	at Tampa Bay	20-11	Pete Walker	May 9, 1987	at Texas	15-4	Dave Stieb
Sept. 10, 1977	at New York	19-3	Jim Clancy	June 19, 1987	vs. Milwaukee	15-6	Jeff Musselman
June 26, 1983	at Seattle	19-7	Jim Acker	Aug. 7, 1987	at Cleveland	15-1	Dave Stieb
Aug. 9, 1999	at Texas	19-4	Joey Hamilton	June 15, 1988	vs. Cleveland	15-3	Dave Stieb
Aug. 12, 2019	vs. Texas	19-4	Brock Stewart	Sept. 27, 1988	at Boston	15-9	Mike Flanagan
Sept. 14, 1987	vs. Baltimore	18-3	Jim Clancy	April 16, 1989	vs. Kansas City	15-8	Dave Wells
July 29, 1995	vs. Oakland	18-11	Giovanni Carrara	Aug. 6, 1992	at Detroit	15-11	Jack Morris
May 16, 2003	at Kansas City	18-1	Mark Hendrickson	July 19, 1993	at Chicago	15-7	Dave Stewart
Aug. 31, 2009	at Texas	18-10	Brett Cecil	June 30, 1996	vs. Milwaukee	15-2	Erik Hanson
April 11, 1988	vs. New York	17-9	David Wells	July 6, 1996	at Detroit	15-0	Pat Hentgen
April 20, 1990	vs. Kansas City	17-6	Todd Stottlemyre	July 13, 1996	at Milwaukee	15-7	Pat Hentgen
Aug. 7, 2010	vs. Tampa Bay	17-11	Brian Tallet	July 1, 1998	vs. New York-NL	15-10	Dan Plesac
July 3, 2016	vs. Cleveland	17-1	J.A. Happ	Sept. 7, 1998	vs. Cleveland	15-1	Kelvim Escobar
May 29, 2017	vs. Cincinnati	17-2	Marcus Stroman	Aug. 10, 2000	at Kansas City	15-7	Chris Carpenter
Sept. 11, 1983	vs. Oakland	16-6	Jim Gott	May 6, 2003	vs. Texas	15-5	Roy Halladay
May 14, 1987	at Minnesota	16-4	Dave Stieb	April 25, 2004	at Baltimore	15-3	Roy Halladay
June 8, 1992	at New York	16-3	Todd Stottlemyre	June 12, 2004	vs. Arizona	15-4	Roy Halladay
June 22, 1992	at Texas	16-7	Jack Morris	July 1, 2005	at Boston	15-2	Ted Lilly
Sept. 4, 1992	vs. Minnesota	16-5	David Cone	Aug. 8, 2007	at New York	15-4	Roy Halladay
April 22, 1996	at Seattle	16-7	Tony Castillo	Aug. 17, 2008	at Boston	15-4	Shaun Marcum
Aug. 19, 1998	at Seattle	16-2	Pat Hentgen	July 22, 2012	at Boston	15-7	HendersonAlvarez
May 3, 1999	at Seattle	16-10	David Wells	Aug. 22, 2015	at LAA	15-3	Marco Estrada
Sept. 19, 2000	vs. New York	16-3	Steve Trachsel	Aug. 29, 2015	vs. Detroit	15-1	Drew Hutchison
May 10, 2010	vs. Texas	16-10	Josh Roenicke	Sept. 30, 2015	at Baltimore	15-2	Marcus Stroman
Aug. 20, 2010	at Boston	16-2	Brett Cecil	Aug. 26, 2016	vs. Minnesota	15-8	Francisco Lirio
July 14, 2011	vs. New York	16-7	Jo-Jo Reyes	April 18, 2018	vs. Kansas City	15-5	J.A. Happ

BY OPPONENTS (15 OR MORE RUNS SCORED)

DATE	OPPONENT	SCORE	BLUE JAYS PITCHER OF RECORD	DATE	OPPONENT	SCORE	BLUE JAYS PITCHER OF RECORD
Aug. 25, 1979	vs. California	2-24	Balor Moore	May 8, 1979	at Minnesota	6-16	Mike Willis
Sept. 28, 2000	at Baltimore	1-23	Chris Carpenter	Aug. 6, 1979	vs. Kansas City	12-16	Dave Stieb
Aug. 28, 1992	vs. Milwaukee	2-22	Jimmy Key	July 31, 1983	vs. Cleveland	11-16	Jim Acker
Sept. 15, 2020	at New York (AL)	6-20	Taijuan Walker	Aug. 15, 1984 (GM1)	at Cleveland	1-16	Luis Leal
April 16, 2000	vs. Seattle	7-19	Chris Carpenter	June 27, 1989	at Baltimore	6-16	Mike Flanagan
June 24, 2004	vs. Tampa Bay	13-19	Ted Lilly	June 30, 1992	vs. Texas	13-16	David Wells
July 9, 2017	vs. Houston	1-19	J.A. Happ	Aug. 20, 1992	at Milwaukee	3-16	David Wells
May 25, 2019	vs. San Diego	4-19	Edwin Jackson	April 18, 2000	vs. Anaheim	10-16	Frank Castillo
Sept. 24, 1999	vs. Cleveland	4-18	Peter Munro	June 13, 2000	at Detroit	3-16	Clayton Andrews
June 20, 2000	vs. Detroit	6-18	Chris Carpenter	April 8, 2001	at New York (AL)	5-16	Steve Parris
Aug. 28, 2004	vs. New York (AL)	6-18	Ted Lilly	July 2, 2001	vs. Boston	4-16	Esteban Loaiza
Sept. 13, 2011	at Boston	6-18	Brandon Morrow	April 8, 2002	vs. New York (AL)	3-16	Luke Prokopec
Sept. 11, 2020	vs. New York (NL)	1-18	Anderson	April 29, 2003	vs. Texas	11-16	Mark Hendrickson
June 3, 1981	vs. California	6-17	Jim Clancy	June 11, 2011	vs. Boston	4-16	Brandon Morrow
July 11, 1982	vs. Chicago	7-16	Jim Clancy	July 25, 2012	vs. Oakland	0-16	Ricky Romero
May 6, 1986	vs. Oakland	3-17	Jimmy Key	Aug. 4, 2017	at Houston	7-16	Cesar Valdez
April 28, 1996	vs. Cleveland	3-17	Frank Viola	Aug. 20, 2019	at Los Angeles (NL)	3-16	Sean Reid-Foley
April 17, 1999	at Anaheim	1-17	Roy Halladay	Sept. 25, 1977 (G1)	vs. New York (AL)	0-15	Jerry Garvin
April 15, 2000	vs. Seattle	6-17	Roy Halladay	April 9, 1982	vs. Milwaukee	4-15	Frank Bomback
Aug. 24, 2003	vs. Oakland	2-17	Kelvim Escobar	June 3, 1984	vs. New York (AL)	2-15	Jim Clancy
Aug. 21, 2005	at Detroit	6-17	Dustin McGowan	June 29, 1987	vs. New York (AL)	14-15	Tom Henke
April 29, 2006	at New York (AL)	6-17	Josh Towers	May 27, 1997	vs. Texas	5-15	Robert Person
				July 5, 2000	at Cleveland	7-15	Paul Quantrill
				May 16, 2002	vs. Seattle	2-15	Luke Prokopec
				Aug. 19, 2006	at Baltimore	0-15	Shaun Marcum
				May 14, 2014	vs. Cleveland	4-15	DustinMcGowan
				July 2, 2017	vs. Boston	1-15	Joe Biagini
				Sept. 20, 2017	at Kansas City	5-15	Brett Anderson
				July 14, 2019	at Houston	2-15	Aaron Sanchez



20 OR MORE HITS

HITS	DATE	OPPONENT	BLUE JAYS- OPP. SCORE
25	Aug. 9, 1999	at Texas	19-4
24	June 26, 1978	Baltimore	24-10
23	May 29, 2017	Cincinnati	17-2
22	Sept. 29, 1985	at Milwaukee	13-5
22	Sept. 22, 1999	at Boston	14-9
22	May 16, 2003	at Kansas City	18-1
22	June 24, 2008	Cincinnati	14-1
22	Aug. 17, 2008	at Boston	15-14
21	June 26, 1983	at Seattle	19-7
21	Sept. 14, 1987	Baltimore	18-3
21	June 8, 1992	at New York	16-3
21	Sept. 4, 1992	Minnesota	16-5
21	July 19, 1993	at Chicago	15-7
21	Aug. 24, 1997	at KC (13 inn.)	11-8
21	Aug. 19, 1998	at Seattle	16-2
21	Apr. 24, 2009	at Chicago	14-0
21	Aug. 12, 2019	vs. Texas	19-4

HITS	DATE	OPPONENT	BLUE JAYS- OPP. SCORE
20	July 9, 1985	at SEA (13 inn.)	9-4
20	May 14, 1987	at Minnesota	16-4
20	April 11, 1988	New York	17-9
20	June 22, 1992	at Texas	16-7
20	Aug. 13, 2000	at Minnesota	13-3
20	Aug. 6, 2002	Seattle	14-12
20	June 23, 2003	vs Baltimore	13-4
20	July 1, 2004	at Tampa Bay	14-0
20	Aug. 8, 2005	Detroit (12 inn.)	8-9
20	Aug. 7, 2010	Tampa Bay	17-11
20	Aug. 6, 2010	at Boston	16-2
20	July 14, 2011	New York	16-7
20	Aug. 31, 2011	at Baltimore	13-0
20	Aug. 22, 2015	at Los Angeles	15-3

MARATHONS IN BLUE JAYS HISTORY

(15 OR MORE INNINGS)

Date	Opponent	H/A	Inn	Score	Winner	Loser
Aug. 10/14	Detroit	H	19	6-5	Jenkins	Porcello
July 1/16	Cleveland	H	19	1-2	Bauer	Barney
Sept. 5/17	Boston	A	19	2-3	Velazquez	Rowley
July 28/05	Los Angeles	H	18	2-1	Walker	Shields
June 8/13	Texas	H	18	4-3	Loup	Wolf
Oct. 4/80	Boston (G1)	A	17	7-6	Leal	Stanley
June 8/98	Florida	A	17	3-4	Edmondson	Hanson
April 19/01	New York	H	17	5-6	Choate	File
May 31/13	San Diego	A	17	3-4	Richard	Redmond
July 3/88	Oakland	H	16	8-9	Burns	Cerutti
Sept. 9/89	Cleveland	A	16	7-5	Wills	Kaiser
+April 5/12	Cleveland	A	16	7-4	Perez	Ascencio
*Aug. 28/80	Minnesota	H	15	5-7	Verhoeven	Jefferson
May 23/81	Oakland	A	15	2-3	Jones	Leal
June 12/83	California	A	15	6-5	Clarke	Brown
July 27/86	Oakland	A	15	0-1	Leiper	Clarke
June 22/90	New York	H	15	7-8	Cadaret	Blair
Sept. 15/95	Milwaukee	H	15	1-5	Kiefer	Robinson
June 19/98	Baltimore	A	15	4-7	Charlton	Risley
May 3/01	Oakland	A	15	2-3	Bradford	Borbon
Aug. 3/12	Oakland	A	15	4-5	Blackley	Loup
July 18/17	Boston	A	15	4-5	Velazquez	Bolsinger
Sept. 23/19	Baltimore	H	15	11-10	Adam	Eades

* Suspended game, due to CNE curfew – completed on August 29

Suspended game, due to rain – completed on September 18

+ Longest Opening Day game – MLB history (measured by innings)



MEDIA & MISC. | OPPONENTS | PLAYER DEV. | RECORDS | HISTORY | LAST SEASON | BIOGRAPHIES

SEASON RECORDS – CLUB

GENERAL

Category	Record	Year
Doubleheaders, Most Played.....	17	1978
Doubleheaders, Best Record.....	5-1-4	1980
Doubleheaders, Most Wins.....	5	1980
Doubleheaders, Most Losses.....	8	1978
Doubleheaders, Most Split.....	8	1977
Extra Innings, Most Wins.....	13	1989, 2011
Extra Innings, Most Losses.....	14	2017
Extra Innings, Most Played.....	23	1986
Extra Innings, Fewest Played.....	8	2000, 2003, 2006
Most Games.....	163	1984, 1986, 1998
Games Won.....	99	1985
Games Lost.....	109	1979
Games Won, Consecutively.....	11	5x, last: Aug. 2-13, 2015
Games Lost, Consecutively.....	12	May 31-June 11 & Aug. 10, 1981
Home Wins, Consecutive.....	10	July 21-28, Aug. 2-3, 1985
Home Losses, Consecutive.....	11	Aug. 15-16, 26-28, Sept. 2-6 1977
Road Wins, Consecutive.....	9	Sept. 14-30, 1993
Road Losses, Consecutive.....	12	July 7-Aug. 11, 1979
Games Won, Highest Percentage.....	615	(99-62) 1985
One-Run Games, Most.....	59	1984, 1997
One-Run Games, Most Wins.....	34	1984
One-Run Games, Most Losses.....	31	1978, 1982, 1997, 2005
One-Run Games, Fewest Wins.....	14	2003 (13 in 2020)
One-Run Games, Fewest Losses.....	10	2006 (10 in 2020)
InterLeague, Most Wins.....	13	2014, 2016, 2018
InterLeague, Most Losses.....	17	2019
Players Used, Most.....	63	2018
Players Used, Fewest.....	33	1983, 1984
Pitchers Used, Most.....	39	2019
Pitchers Used, Fewest.....	13	1982, 1984
Shutouts, Both Teams, Most.....	27	1997, 2014
Shutouts, Most Wins.....	16	1991, 1997, 2014
Shutouts, Most Losses.....	20	1981
Shutouts, Fewest Won.....	3	1977, 2018 (1 in 2020)
Shutouts, Fewest Lost.....	2	1993 (2 in 2020)
Winning Margin, Highest.....	17	at Kansas City, May 16, 2003
Winning Margin, Highest by Opponent.....	22	vs. California, Aug. 25, 1979 and at Baltimore, Sept. 28, 2000

MILESTONE VICTORIES

VICTORY #	DATE	OPPONENT	SCORE	WINNER	LOSER
1	April 7/77	vs. Chicago	9-5	Jerry Johnson	Ken Brett
500	Aug. 5/84	at Baltimore	4-3	Jimmy Key	Tippy Martinez
625	*Oct. 5/85	vs. New York	5-1	Doyle Alexander	Joe Cowley
983	*Sept. 30/89	vs. Baltimore	4-3	Frank Wills	Mark Williamson
1000	May 9/90	vs. Chicago	4-3	Frank Wills	Wayne Edwards
1158	*Oct. 2/91	vs. California	6-5	Mike Timlin	Bryan Harvey
1255	*Oct. 3/92	vs. Detroit	3-1	Juan Guzman	David Haas
ALCS	**Oct. 14/92	vs. Oakland	9-2	Juan Guzman	Mike Moore
WS	#Oct. 24/92	vs. Atlanta	4-3	Jimmy Key	Charlie Leibrandt
1347	*Sept. 27/93	at Milwaukee	2-0	Pat Hentgen	Cal Eldred
ALCS	**Oct. 12/93	at Chicago	6-3	Dave Stewart	Alex Fernandez
WS	#Oct. 23/93	vs. Philadelphia	8-6	Duane Ward	Mitch Williams
1500	July 6/96	at Detroit	15-0	Pat Hentgen	Omar Olivares
2000	Aug. 19/02	vs. Kansas City	2-0	Pete Walker	Paul Byrd
2500	Sept. 3/08	vs. Minnesota	5-4	Jesse Hantson	Eddie Guardado
3000	May 8/15	vs. Boston	7-0	Aaron Sanchez	Wade Miley
3077	*Sept. 30/15 (G1)	at Baltimore	15-2	Marcus Stroman	Miguel Gonzalez
DIV	#Oct. 14/15	vs. Texas	6-3	Aaron Sanchez	Cole Hamels
3167	%Oct. 2/16	at Boston	2-1	Aaron Sanchez	Brad Ziegler
WC	\$Oct. 4/16	vs. Baltimore	5-2	Francisco Liriano	Ubaldo Jimenez
DIV	#Oct. 9/16	vs. Texas	7-6	Roberto Osuna	Matt Bush
3412	%Sept. 24/20	vs. New York	4-1	Hyun Jin Ryu	Jordan Montgomery

* AL East Pennant Clincher #Division Series Clincher ** AL Pennant Clincher # World Series Clincher %Clinched wild-card spot \$Wild-Card Clincher

BIOGRAPHIES

LAST SEASON

HISTORY

RECORDS

OPPONENTS

PLAYER DEV.

MEDIA & MISC.



BATTING

Category	Record	Year (Not including shortened seasons: '81, '94, '95, '20)
At-Bats, Most	5716	1986
Batting Average, Highest	.284	2006
Batting Average, Lowest	.236	2019
Hit By Pitch, Most	92	1996
Hit By Pitch, Fewest	23	1977, 1978
Hits, Most	1591	2006
Hits, Fewest	1299	2019
Home Runs, Most	257	2010
Home Runs, Fewest	95	1979
Home Runs, Home Most	146	2010
Home Runs, Home Fewest	45	1977
Home Runs, Road Most	117	2017
Home Runs, Road Fewest	44	1982
Grand Slams, Most	9	2000
Inside-The-Park, Most	4	1983
Doubles, Most	357	2003
Doubles, Fewest	217	1978
Triples, Most	68	1984
Triples, Fewest	5	2017
Most Extra-Base Hits	597	2010
Pinch-Hit Home Runs, Most	9	2014
Runs Scored, Most	894	2003
Runs Scored, Fewest	590	1978
Sacrifice Flies, Most	65	1991
Stolen Bases, Most Stolen	193	1984
Stolen Bases, Times Caught	81	1982, 1998
Stolen Bases, Fewest Stolen	28	1978
Strikeouts, Most	1514	2019
Strikeouts, Fewest	645	1978
Total Bases, Most	2664	2000
Total Bases, Fewest	1947	1978
Walks, Most	632	2016
Walks, Fewest	415	1982
On-Base Percentage, Highest	.352	1999
On-Base Percentage, Lowest	.308	1978
Slugging Percentage, Highest	.469	2000
Slugging Percentage, Lowest	.358	1978

FIELDING

Category	Record	Year (Not including shortened seasons: '81, '94, '95, '20)
Assists, Most	1939	1980
Assists, Fewest	1447	2018
Chances Total, Most	6470	1980
Chances Total, Fewest	5849	2018
Double Plays, Most	205	1980
Double Plays, Fewest	107	1992
Errors, Most	164	1977
Errors, Fewest	76	2009
Fielding Percentage, Highest	.988	2009
Fielding Percentage, Lowest	.974	1977
Passed Balls, Most	31	1995
Passed Balls, Fewest	3	1985
Putouts, Most	4428	1986
Putouts, Fewest	4251	1979
Triple Plays	2	1979
Most Errorless Games	110	2008
Most Consecutive Errorless Games	15	2008

BIOGRAPHIES

LAST SEASON

HISTORY

RECORDS

OPPONENTS

PLAYER DEV.

MEDIA & MISC.



PITCHING

Category	Record	Year (Not including shortened seasons: '81, '94, '95, '20)
Complete Games, Most.....	44	1979
Complete Games, Fewest.....	0	2016, 2018
Earned Run Average, Lowest.....	3.31	1985
Earned Run Average, Highest.....	5.14	2000
Hit Batsmen, Most.....	77	2011
Hit Batsmen, Fewest.....	20	1977
Hits, Most.....	1615	2000
Hits, Fewest.....	1301	1991
Home Runs, Most.....	228	2019
Home Runs, Fewest.....	99	1989
Home Runs, Home Most.....	134	2019
Home Runs, Home Fewest.....	50	1989
Home Runs, Road Most.....	104	2017
Home Runs, Road Fewest.....	49	1989, 1991
One-Hit Games.....	3	1988, 2010, 2014
Runs, Most.....	908	2000
Runs, Fewest.....	588	1985
Earned Runs, Most.....	821	2000
Earned Runs, Fewest.....	532	1985
Relief Appearances, Most.....	583	2018
Relief Appearances, Fewest.....	187	1977
Saves, Most.....	60	1991
Saves, Fewest.....	11	1979
Strikeouts, Most.....	1372	2017
Strikeouts, Fewest.....	613	1979
Walks, Most.....	654	1995
Walks, Fewest.....	397	2015
Wild Pitches, Most.....	83	1993
Wild Pitches, Fewest.....	25	1983
Shutouts, Most.....	17	1988
Shutouts, Fewest.....	3	1977, 2018
1-0 Games, Won, Most.....	5	1980
1-0 Games, Lost, Most.....	3	1979, 1992, 2005, 2008

PITCHERS, TOP DUOS BY WINS (TOP 5)

38	2008	Roy Halladay (20) – A.J. Burnett (18)
37	1992	Jack Morris (21) – Juan Guzman (16)
36	1997	Roger Clemens (21) – Pat Hentgen (15)
35	2003	Roy Halladay (22) – Kelvim Escobar (13)
35	2016	JA Happ (20) – Aaron Sanchez (15)

TEAMMATES WITH 30+ HR, 30+ 2B & 100+ RBI (ONE SEASON)

Year	Player 1	HR	2B	RBI	Player 2	HR	2B	RBI
2015	Josh Donaldson	41	41	123	Edwin Encarnacion	39	31	111
2009	Adam Lind	35	46	114	Aaron Hill	36	37	108
2003	Carlos Delgado	42	38	145	Vernon Wells	33	49	117
2000	Carlos Delgado	41	57	137	Tony Batista	41	32	114
1999	Carlos Delgado	44	39	134	Shawn Green	42	45	123
1998	Carlos Delgado	38	43	115	Shawn Green	35	33	100
1996	Joe Carter	30	35	107	Ed Sprague	36	35	101
1986	Jesse Barfield	40	35	108	George Bell	31	38	108



MOST WINS VS. LOSSES BY A PITCHER

(10 OR MORE)

+16	J.A. Happ	2016	20-4	+11	Doyle Alexander	1984	17-6
+15	Jack Morris	1992	21-6		Dennis Lamp	1985	11-0
	Roy Halladay	2003	22-7		Juan Guzman	1992	16-5
+14	Roger Clemens	1997	21-7		Juan Guzman	1993	14-3
	Roger Clemens	1998	20-6		Roy Halladay	2006	16-5
+13	Aaron Sanchez	2016	15-2	+10	Pat Hentgen	1993	19-9
+12	Dave Stieb	1990	18-6		Pat Hentgen	1996	20-10
	David Wells	2000	20-8				
	Roy Halladay	2002	19-7				

CONSECUTIVE BATTERS RETIRED

BATTERS RETIRED IN ORDER

Dave Stieb	26	Aug. 4, 1989
Jim Clancy	25	Sept. 22-28, 1982
Jimmy Key	25	June 13-19, 1991
David Cone	25	June 17, 1995
Casey Janssen	25	April 13-May 7, 2013
Brett Cecil	25	May 31-June 17, 2013

CONSECUTIVE BATTERS FACED WITHOUT ALLOWING A HIT

Brett Cecil	40	May 28-June 21, 2013
David Cone	36	June 11-17, 1995
Roy Halladay	35	Sept. 1-6, 2003
Ken Robinson	34	Aug. 1-18, 1995
Shaun Marcum	34	May 8-19, 2007



GAME RECORDS – CLUB

BATTING

Category	Record	Opponent	Date
Runs	24	Baltimore (H)	June 26/78
Hits	25	Texas (A)	Aug. 9/99
Doubles	10	Boston (A)	Aug. 17/08
Triples	4	4x: Last- Seattle (H)	July 5/84
Home Runs	10	Baltimore (H)	Sept. 14/87
Total Bases	53	Baltimore (H)	Sept. 14/87
Runs Batted in	24	Baltimore (H)	June 26/78
Extra Base Hits	13	Texas (H)	Aug. 12/19
Strikeouts	23	Boston (A) (19 inn.)	Sept. 5/17
	22	Houston (A) (14 inn.)	Aug. 1/16
	20	Cleveland (H) (11 inn.)	Sept. 7/18
	19	California (A)	June 8/77
	19	New York-AL (H)	April 19/01
	19	Boston (H)	May 11/18
Base On Balls	14	Detroit (19 inn.)	Aug. 10/14
	13	Chicago-AL (H)	April 16/79
	13	Texas (A)	June 29/92
	13	Milwaukee (A)	May 13/95
Stolen Bases	7	Baltimore (A)	Aug. 5/84
Sacrifice Hits	4	Cleveland (A)	Sept. 17/77
	4	Cleveland (A)	Oct. 2/77
Sacrifice Flies	4	Chicago-AL (A)	Aug. 14/90
	4	Baltimore (A)	April 10/15
	4	Baltimore (H)	June 11/16
Hit by Pitch	4	Boston (A)	April 1/02
	4	Baltimore (A)	June 19/03
	4	Boston (H)	Sept. 7/11
	4	Baltimore (H)	Sept. 23/19
GIDP	6	Minnesota (A) (10 inn.)	Aug. 29/77 (G1)
	6	Kansas City	April 30/09
Best Shutout Victory	15-0	Detroit (A)	July 6/96
Worst Shutout Defeat	0-16	Oakland (H)	July 25/12
Best Winning Margin	17	Kansas City (A) (Tor 18, KC 1)	May 16/03
Worst Losing Margin	22	California (H) (Tor-2, Cal-24)	Aug. 25/79
	22	Baltimore (A) (Tor-1, Bal-23)	Sept. 28/00
Most Consecutive Games, One or More Home Runs	23	(44 home runs)	May 31-June 25/00
Most Consecutive Games, No Home Runs	11	(3-8 record)	Aug. 18-28/90
Most Consecutive Strikeouts, Batters	7	Boston (A) (Nomo)	May 25/01
Most Consecutive Strikeouts, Batters to Start a Game	6	Cleveland (H) (Colon)	July 26/00
Most Consecutive Strikeouts, In a Game	7	California (A) (Ryan)	June 8/77
	7	Boston (A) (Nomo)	May 25/01

PITCHING

Category	Record	Opponent	Date
Most Runs	24	California (H)	Aug. 25/79
Most Earned Runs	22	Milwaukee (H)	Aug. 28/92
Most Hits	31	Milwaukee (H)	Aug. 28/92
Most Home Runs	8	Boston (A)	July 4/77
	8	Detroit (H)	June 20/00
Most Strikeouts	21	Detroit (H) (14 inn.)	Aug. 8/91
	18	Kansas City (H)	Aug. 25/98
Most Walks	16	Seattle (A) 9 (11 inn.)	May 9/02
	15	Baltimore (A)	June 27/89
Most Wild Pitches	5	Texas (A)	April 8/10
Most Hit Batsmen	5	Atlanta (H)	May 15/17
Longest 1-0 game, won	12 inn.	Boston (A)	Sept. 26/86
	12 inn.	Tampa Bay (A)	June 24/15
	12 inn.	Texas (A)	May 3/19
Longest 1-0 game, lost	15 inn.	Oakland (A)	July 27/86

FIELDING

Category	Record	Opponent	Date
Most Errors	6	Texas (A)	May 13/82
Most Double Plays	6	Detroit (H)	April 16/96
	6	Minnesota (A)	Aug. 12/06
Stolen Bases Allowed	8	Milwaukee (H)	Aug. 29/92



MONTHLY RECORDS – CLUB

Category	Record	Year
Wins	21	May '03; May '14; Aug. '15
Losses	23	May '79
AVG314	Aug. '00
SLG %513	Aug. '00/June '03
OBP %376	April '99
Runs	193	May '03
Hits	324	Aug. '83
2B	78	April '03
3B	16	June '84; July '84
HR	54	May '10
RBI	185	May '03
SB	47	Aug. '84
CG	11	June '79
SHO	6	Sept '88
HR Allowed	48	May '19
ERA (Low)	2.62	Sept. '92
ERA-Bullpen (Low)	1.16	June, '13
ERA (High)	6.69	April '02
Best Record (winning %)778 (21-6)	Aug. '15
Worst Record (winning %)160 (4-21)	Sept. '78

NEAR NO-HITTERS SPOILED IN THE 9TH INNING

Pitcher	Date	Opposition	Outs	Final	Details
Jim Clancy	Sept. 28/82 (G1)	Minnesota (H)	0	3-0 win	Bush single
Dave Stieb	Aug. 24/85	Chicago (A)	0	6-3 win	Law home run
Dave Stieb	Sept. 24/88	Cleveland (A)	2	1-0 win	Franco single
Dave Stieb	Sept. 30/88	Baltimore (H)	2	4-0 win	Traber single
Dave Stieb	Aug. 4/89	New York (H)	2	2-1 win	Kelly double, Sax single
David Cone	June 17/95	Texas (H)	1	4-3 win	Gil single
Roy Halladay	Sept. 27/98	Detroit (H)	2	2-1 win	Higginson home run
Dustin McGowan	June 24/07	Colorado (H)	0	5-0 win	Baker single
Brandon Morrow	Aug. 8/10	Tampa Bay (H)	2	1-0 win	Longoria single

CONSECUTIVE GAMES WITH AT LEAST 1 RBI (MINIMUM 7 GAMES)

PLAYER	GAMES	RBI	DATES
Willie Upshaw	8	15	September 11-20, 1983
John Olerud	8	10	September 3-14, 1991
Carlos Delgado	8	11	April 16-23, 2000
Carlos Delgado	8	17	June 4-12, 2003
Matt Stairs	8	13	Aug. 28-Sept. 8, 2007
Edwin Encarnacion	8	24	Aug. 22-30, 2015
Jesse Barfield	7	13	Aug. 29-Sept. 2, 1983
Roberto Alomar	7	10	April 19-25, 1992
Devon White	7	8	July 1-8, 1992
Devon White	7	9	May 9-15, 1995
Jacob Brumfield	7	15	Aug. 3-16, 1996
Carlos Delgado	7	16	June 4-11, 2000
Jose Cruz Jr.	7	11	July 4-13, 2001
Jose Cruz Jr.	7	13	Sept. 29-Oct. 5 (G2), 2001
Jose Bautista	7	13	Sept. 25-Oct 2, 2009
Edwin Encarnacion	7	15	June 9-16, 2016
Russell Martin	7	10	June 9-16, 2016
Kendrys Morales	7	13	Aug. 19-26, 2018
Bo Bichette	7	11	Aug. 6-14, 2020

BIographies

LAST SEASON

HISTORY

RECORDS

OPPONENTS

PLAYER DEV.

MEDIA & MISC.



BLUE JAYS ROOKIES

HIGHS & LOWS

TEAM

Category	Record	Year
Rookies on 25-man roster, Opening Day	9	1977
Rookies on Opening Day starting lineup	4	1977
Rookies to appear during season	25	2018
Major League debuts	13	2017, 2018
Youngest rookie	Brian Milner	18 yrs, 218 days
Oldest rookie	Pete Walker	33 yrs, 28 days
Total number of at-bats by rookies	2,477	1977
Total number of hits by rookies	649	1977
Total number of innings pitched by rookies	557	1977
Games won by rookies	68	1977
Games started by rookies	31	1986, 2009

BATTING

Category	Record	Year
Greatest number of rookies in starting lineup, game	7	Many times in 1977 and Aug. 22, 2019
Highest average (502 plate appearances)	310	Bob Bailor, 1977
Most games	153	Alfredo Griffin, 1979
Most at-bats	624	Alfredo Griffin, 1979
Most hits	179	Alfredo Griffin, 1979
Most runs	99	Eric Hinske, 2002
Most total bases	272	Eric Hinske, 2002
Most extra-base hits	64	Eric Hinske, 2002
Most doubles	38	Eric Hinske, 2002
Most triples	10	Alfredo Griffin, 1979
Most home runs	24	Eric Hinske, 2002
Most runs batted in	84	Eric Hinske, 2002
Most bases on balls	77	Eric Hinske, 2002
Most times striking out	138	Eric Hinske, 2002
Highest slugging percentage	481	Eric Hinske, 2002
Highest on-base percentage	365	Eric Hinske, 2002
Most stolen bases	21	Alfredo Griffin, 1979
Most stolen base attempts	37	Alfredo Griffin, 1979
Longest hitting streak	20	Reed Johnson, 2003
Longest hitting streak to start career	11	Bo Bichette, 2019

PITCHING

Category	Record	Year
Most wins	14	Mark Eichhorn, 1986
Most losses	18	Jerry Garvin, 1977; Phil Huffman, 1979
Most decisions	28	Jerry Garvin, 1977
Most games	72	Aquilino Lopez, 2003
Most games started	34	Jerry Garvin, '77; Gustavo Chacin, '05
Most relief appearances	72	Aquilino Lopez, 2003
Most saves	31	Billy Koch, 1999
Lowest ERA (162 IP)	3.72	Gustavo Chacin, 2005
Most innings pitched	244.2	Jerry Garvin, 1977
Most ER allowed	114	Jerry Garvin, 1977
Most home runs allowed	33	Jerry Garvin, 1977
Most bases on balls	85	Jerry Garvin, 1977
Most strikeouts	166	Mark Eichhorn, 1986
Most hit batsmen	12	Chris Michalak, 2001
Most wild pitches	11	Edwin Hurtado, 1995, Kyle Drabek, 2011
Most balks	5	Chris Michalak, 2001
Most pickoffs	23	Jerry Garvin, 1977

AN EARLY START

Below is a list of the youngest starting pitchers to appear in a game in club history.

Age as of 1st start for Blue Jays:

Jeff Byrd	20 yrs, 221 days	Mike Darr	21 yrs, 167 days
Phil Huffman	20 yrs, 294 days	Jerry Garvin	21 yrs, 171 days
Henderson Alvarez	21 yrs, 114 days	Jim Clancy	21 yrs, 220 days
Roy Halladay	21 yrs, 129 days	Drew Hutchison	21 yrs, 243 days



ROOKIES YEAR BY YEAR

BIographies

LAST SEASON

HISTORY

RECORDS

OPPONENTS

PLAYER DEV.

MEDIA & MISC.

1977 (16): Doug Ault, Bob Bailor, Steve Bowling, Tom Bruno, *Jeff Byrd, Rick Cerone, *Jim Clancy, *Mike Darr, *Dennis DeBar, Sam Ewing, *Jerry Garvin, *Steve Staggs, Ernie Whitt, *Mike Willis, *Al Woods, Gary Woods, *ML debut (8).

1978 (7): *Butch Alberts, Rick Bosetti, *Victor Cruz, *Garth Iorg, *Brian Milner, *Willie Uppshaw, Dave Wallace, *ML debut (5).

1979 (9): *Dan Ainge, *Bobby Brown, J.J. Cannon, *Butch Edge, Alfredo Griffin, *Pedro Hernandez, *Phil Huffman, *Dave Steib, *Ted Wilborn, *ML Debut (7).

1980 (8): Damaso Garcia, *Paul Hodgson, *Pat Kelly, *Luis Leal, Mike Macha, *Lloyd Moseby, Domingo Rosenberg, *Ken Schrom, *ML debut (5).

1981 (5): *Jesse Barfield, *George Bell, *Fred Manrique, *Greg Wells, Dan Whitmer, *ML debut (4).

1982 (9): *Dave Baker, Jesse Barfield, *Mark Eichhorn, *Jim Gott, Pedro Hernandez, Anthony Johnson, *Geno Petralli, Ken Schrom, *Steve Senteney, *ML debut (5).

1983 (6): *Jim Acker, *Stan Clarke, *Tony Fernandez, Geno Petralli, *Mitch Webster, *Matt Williams, *ML debut (5).

1984 (7): Tony Fernandez, *Kelly Gruber, *Toby Hernandez, *Jimmy Key, Fred Manrique, *Ron Shepherd, Mitch Webster, *ML debut (4).

1985 (10): *John Cerutti, Stan Clarke, *Steve Davis, *Cecil Fielder, Kelly Gruber, *Jeff Hearnon, *Manny Lee, Ron Shepherd, *Lou Thornton, Mitch Webster, *ML debut (6).

1986 (13): *Luis Aquino, John Cerutti, Stan Clarke, Steve Davis, Mark Eichhorn, Cecil Fielder, *Don Gordon, Kelly Gruber, Jeff Hearnon, Joe Johnson, *Fred McGriff, *Jeff Musselman, Duane Ward, *ML debut (4).

1987 (12): *Jeff DeWitt, *Rob Ducey, *Alexis Infante, *Nelson Liriano, Fred McGriff, Jeff Musselman, *Greg Myers, *Jose Nunez, *Mike Sharperson, *Matt Stark, Duane Ward, *David Wells, *ML debut (9).

1988 (7): *Tony Castillo, David Wells, *Todd Stottlemyre, *Pat Borders, Alexis Infante, *Silvestre Campuzano, Rob Ducey, *ML debut (4).

1989 (12): *Kevin Batieste, *Francisco Cabrera, Tony Castillo, *Steve Cummings, *Junior Felix, *Mauro Gozzo, *Xavier Hernandez, *Glenallen Hill, Alexis Infante, Greg Myers, *John Olerud, *Alex Sanchez, *ML debut (9).

1990 (11): *Willie Blair, Steve Cummings, *Carlos Diaz, Glenallen Hill, Rick Luecken, *Bob MacDonald, Greg Myers, John Olerud, *Tom Quinlan, *Luis Sojo, *Mark Whiten, *ML debut (6).

1991 (15): *Derek Bell, *Denis Boucher, *Randy Giannelli, *Juan Guzman, *Pat Hentgen, *Vince Horsman, *Brad Knorr, *Bob MacDonald, *Ed Sprague, *Mike Timlin, Turner Ward, *David Weathers, Mickey Weston, Mark Whiten, *Eddie Zosky, *ML debut (11).

1992 (11): Derek Bell, Pat Hentgen, *Jeff Kent, Randy Knorr, *Doug Linton, *Mike Makedjian, Domingo Martinez, Tom Quinlan, *Rick Tricek, David Weathers, Eddie Zosky, *ML debut (6).

1993 (11): *Scott Brow, *Rob Butler, *Willie Canate, *Domingo Cedenro, *Carlos Delgado, *Huck Flener, *Shawn Green, Randy Knorr, Doug Linton, Domingo Martinez, *Woody Williams, *ML debut (8).

1994 (11): Scott Brow, Rob Butler, Domingo Cedenro, *Brad Cornett, Carlos Delgado, *Alex Gonzalez, Shawn Green, *Darren Hall, *Robert Perez, *Aaron Small, *Paul Spoljaric, *ML debut (6).

1995 (15): *Howard Battle, Alex Gonzalez, Shawn Green, *Sandy Martinez, Robert Perez, *Tomas Perez, *Shannon Stewart, *Giovanni Carrara, *Tim Crabtree, *Edwin Hurtado, *Ricardo Jordan, *Paul Menhart, *Ken Robinson, *Jimmy Rogers, *Jeff Ware, *ML debut (12).

1996 (13): Luis Andujar, *Tilson Brito, *Miguel Cairo, Giovanni Carrara, *Felipe Crespo, Huck Flener, *Marty Janzen, *Julio Mosquera, Robert Perez, *Jose Silva, Paul Spoljaric, Shannon Stewart, Jeff Ware, *ML debut (6).

1997 (10): *Carlos Almanzar, *Rich Butler, *Chris Carpenter, Felipe Crespo, Jose Cruz, Jr., *Kelvin Escobar, *Tom Evans, Julio Mosquera, Ken Robinson, Shannon Stewart, *ML debut (5).

1998 (9): Carlos Almanzar, Kevin Brown, Tom Evans, *Roy Halladay, Nerio Rodriguez, *Steve Sinclair, Ben Van Ryn, *Shannon Withern, *Kevin Witt, *ML debut (4).

1999 (14): *John Bale, *Casey Blake, *Tom Davey, *Gary Glover, Roy Halladay, *Billy Koch, *Pete Munro, Willis Otazew, *Mike Romano, *Anthony Sanders, Steve Sinclair, *Vernon Wells, Kevin Witt, *Chris Woodward, *ML debut (10).

2000 (13): *Clayton Andrews, John Bale, *Pasqual Coco, *Darwin Cullilan, *Matt DeWitt, *Leo Estrella, Charlie Greene, Chad Mottola, *Josh Phelps, *Andy Thompson, Vernon Wells, *Dewayne Wise, Chris Woodward, *ML debut (8).

2001 (12): *Brian Bowles, Pasqual Coco, Matt DeWitt, *Bob File, *Ryan Freel, *Cesar Izturis, *Felipe Lopez, *Luis Lopez, *Brandon Lyon, Chris Michalak, Josh Phelps, Vernon Wells, *ML debut (7).

2002 (18): Brian Bowles, *Kevin Cash, *Scott Cassidy, Pasqual Coco, *Mark Hendrickson, *Eric Hinske, Ken Huckabay, *Orlando Hudson, Jason Kershner, *Joe Lawrence, *Justin Miller, Josh Phelps, *Mike Smith, Pedro Swann, *Corey Thurman, Pete Walker, *Jayson Werth, *Scott Wiggin, *ML debut (11).

2003 (8): Brian Bowles, Kevin Cash, *Vinnie Chulk, Howie Clark, Mark Hendrickson, *Reed Johnson, *Aquilino Lopez, Jayson Werth, *ML debut (3).

2004 (16): *Russ Adams, *Dave Bush, Kevin Cash, *Gustavo Chacin, Vinnie Chulk, *Eric Crozier, *Eric Frasier, Kevin Frederick, *Gabe Gross, *Brandon League, Dave Maurer, *Michael Nakamura, *Adam Peterson, *Si-mon Pond, *Guillermo Quiroz, *Alex Rios, *ML debut (11).

2005 (9): Russ Adams, Gustavo Chacin, *John-Ford Griffin, Gabe Gross, *Aaron Hill, Guillermo Quiroz, Brandon League, *Shaun Marcum, *Dustin McGowan, *ML debut (4).

2006 (10): Luis Figueroa, *John Hattig, *Casey Janssen, *Adam Lind, Shaun Marcum, Dustin McGowan, *Ryan Roberts, *Davis Romero, *Francisco Rosario, Brian Tallet, *ML debut (6).

2007 (11): *Josh Banks, *Jordan De Jong, John-Ford Griffin, *Lee Gronkiewicz, Adam Lind, *Jesse Litsch, *Robert Percy, *Curtis Thigpen, *Jamie Vermilyea, *Brian Wolfe, *ML debut (7).

2008 (7): *Jesse Carlson, Buck Coats, *David Purcey, *Scott Richmond, *Travis Snider, *Randy Wells, *Robinzon Diaz, *ML debut (6).

2009 (13): Bryan Bullington, *Brett Cecil, Rick Hayhurst, *Brad Mills, Bill Murphy, *Mike Phillips, *Robert Ray, Scott Richmond, Josh Roenick, *Ricky Romero, Randy Ruiz, *Mark Rzepczynski, Travis Snider, *ML debut (6).

2010 (7): *J.P. Arencibia, *Kyle Drabek, Jarrett Hoffpauir, *Rommie Lewis Jr., Mike McCoy, Brad Mills, Robert Ray, *ML debut (3).

2011 (13): *Henderson Alvarez, J.P. Arencibia, *Chad Beck, *Joel Carreno, *David Cooper, Kyle Drabek, *Daniel Farquhar, *Brett Lawrie, *Darin Mastroianni, Brad Mills, *Luis Perez, *Zach Stewart, *Eric Thames, *ML debut (10).

2012 (15): Chad Beck, Drew Carpenter, Joel Carreno, Robert Coelo, David Cooper, *Evan Crawford, Steve Delabar, *Sam Dyson, *Van Goings, *Anthony Gose, *Adeiny Hechavarría, *Drew Hutchison, *Chad Jenkins, *Aaron Loup, *Moises Sierra, *ML debut (9).

2013 (8): *Ryan Goins, Chad Jenkins, *Sean Nolin, *Kevin Pillar, Todd Redmond, Mickey Storey, Neil Wagner, Thad Weber, *ML debut (3).

2014 (11): Jonathan Diaz, *Brad Glenn, Ryan Goins, *Kendall Graveman, Sean Nolin, *Daniel Norris, Kevin Pillar, *Dalton Pompey, *Rob Rasmussen, *Aaron Sanchez, *Marcus Stroman, *ML debut (7).

2015 (12): *Matt Boyd, *Miguel Castro, *Scott Copeland, Jonathan Diaz, Daniel Norris, *Roberto Osuna, Dalton Pompey, Rob Rasmussen, Aaron Sanchez, Bo Schultz, *Ryan Tepera, *Devon Travis, *ML debut (6).

2016 (8): *Dustin Antolin, *Joe Biagini, *Chad Giron, *Danny Barnes, *Andy Burns, Pat Venditte, *Matt Dermody, Arnold Leon, *ML debut (6).

2017 (19): *Anthony Alford, Danny Barnes, Leonel Campos, *Taylor Cole, Matt Dermody, Teoscar Hernandez, *Casey Lawrence, Raffy Lopez, *Tim Maya, *Mike Ohlman, *Ian Parnley, *Carlos Ramirez, *Chris Rowley, *Luis Santos, *Chris Smith, *Dwight Smith Jr., *Glenn Sparkman, *Richard Urena, Cesar Valdez, *ML debut (13).

2018 (25): Anthony Alford, *Jon Berti, *Ryan Borucki, *Jonathan Davis, *Jose Fernandez, *Taylor Guernieri, *Lourdes Gurriel Jr., Mike Hauschild, *Danny Jansen, Tim Maya, Chad McGuire, *Reese McGuire, Billy McKinney, Gift Ngoepe, *Thomas Pannone, Carlos Ramirez, *Sean Reid-Foley, Chris Rowley, Luis Santos, *Justin Shafer, Dwight Smith Jr., *Murphy Smith, Darnell Sweeney, *Rowdy Tellez, Richard Urena, *ML debut (13).

2019 (22): Anthony Alford, *Bo Bichette, *Cavan Biggio, Jimmy Cordero, Jonathan Davis, *Yennys Diaz, *Vladimir Guerrero Jr., Danny Jansen, *Anthony Kay, *Elvis Luciano, Reese McGuire, Billy McKinney, Thomas Pannone, Sean Reid-Foley, *Jordan Romano, Justin Shafer, Beau Thayer, Rowdy Tellez, *Trent Thornton, Breyvic Valera, *Jacob Waguespack, *T.J. Zeuch, *ML debut (10).

2020 (15): Anthony Alford, Jonathan Davis, *Santiago Espinal, *Thomas Hatch, Anthony Kay, *Alejandro Kirk, Reese McGuire, *Julian Merryweather, Brian Moran, *Patrick Murphy, *Nate Pearson, *Hector Perez, Jordan Romano, *Shun Yamaguchi, T.J. Zeuch, *ML debut (8).



TOP FIVE ROOKIES – ALL-TIME

BATTING AVERAGE (502 PA)

1. Bob Bailor	.310	1977
2. Alfredo Griffin	.287	1979
3. Eric Hinske	.279	2002
4. Damaso Garcia	.278	1980
5. Vladimir Guerrero Jr.	.272	2019

RUNS

1. Eric Hinske	99	2002
2. Alfredo Griffin	81	1979
3. Reed Johnson	79	2003
4. Russ Adams	68	2005
5. Cavan Biggio	66	2019

TRIPLES

1. Alfredo Griffin	10	1979
2. Junior Felix	8	1989
3. Damaso Garcia	7	1980
Shannon Stewart	7	1997
Alex Rios	7	2004

EXTRA-BASE HITS

1. Eric Hinske	64	2002
2. Shawn Green	50	1995
3. J.P. Arencibia	47	2011
4. Vladimir Guerrero Jr.	43	2019
5. Damaso Garcia	41	1980
Eric Thames	41	2011

SACRIFICE HITS

1. Alfredo Griffin	16	1979
2. Lloyd Moseby	10	1980
3. Alex Gonzalez	9	1995
4. Dan Ainge	7	1979
5. 5 Players	6	

BASE ON BALLS

1. Eric Hinske	77	2002
2. Cavan Biggio	71	2019
3. Fred McGriff	60	1987
4. John Olerud	57	1990
5. Russ Adams	50	2005

WINS

1. Mark Eichhorn	14	1986
2. Gustavo Chacin	13	2005
Ricky Romero	13	2009
4. Jeff Musselman	12	1987
5. Mike Timlin	11	1991
Marcus Stroman	11	2014

ERA (162 IP)

1. Gustavo Chacin	3.72	2005
2. Jerry Garvin	4.19	1977
3. Ricky Romero	4.30	2009
4. Phil Huffman	5.77	1979

INNINGS

1. Jerry Garvin	244.2	1977
2. Gustavo Chacin	203.0	2005
3. Ricky Romero	178.0	2009
4. Phil Huffman	173.0	1978
5. Mark Hendrickson	158.1	2003

GAMES

1. Alfredo Griffin	153	1979
2. Eric Hinske	151	2002
3. Damaso Garcia	140	1980
4. Jesse Barfield	139	1982
Russ Adams	139	2005

MOST HITS

1. Alfredo Griffin	179	1979
2. Eric Hinske	158	2002
3. Bob Bailor	154	1977
4. Damaso Garcia	151	1980
5. Rick Bosetti	147	1978

HOME RUNS

1. Eric Hinske	24	2002
2. J.P. Arencibia	23	2011
3. Rowdy Tellez	21	2019
4. Fred McGriff	20	1987
5. Jesse Barfield	18	1982

TOTAL BASES

1. Eric Hinske	272	2002
2. Alfredo Griffin	227	1979
3. Damaso Garcia	207	1980
4. Vladimir Guerrero Jr.	201	2019
5. Bob Bailor	200	1977

SACRIFICE FLIES

1. Russ Adams	8	2005
2. Eric Hinske	5	2002
3. 11 Players	4	

STRIKEOUTS

1. Eric Hinske	138	2002
2. J.P. Arencibia	133	2011
3. Cavan Biggio	123	2019
4. Rowdy Tellez	116	2019
5. Alex Gonzalez	114	1995

LOSSES

1. Jerry Garvin	18	1977
Phil Huffman	18	1978
3. Jeff Byrd	13	1977
4. Scott Richmond	11	2009
5. Jim Gott	10	1982
Casey Janssen	10	2006

GAMES

1. Aquilino Lopez	72	2003
2. Mark Eichhorn	69	1986
Jesse Carlson	69	2008
4. Jeff Musselman	68	1987
Roberto Osuna	68	2015

STRIKEOUTS

1. Mark Eichhorn	166	1986
2. Trent Thornton	149	2019
3. Ricky Romero	141	2009
4. Jerry Garvin	127	1977
5. Juan Guzman	123	1991

AT-BATS

1. Alfredo Griffin	624	1979
2. Rick Bosetti	568	1978
3. Eric Hinske	566	2002
4. Damaso Garcia	543	1980
5. Bob Bailor	496	1977

DOUBLES

1. Eric Hinske	38	2002
2. Shawn Green	31	1995
3. Damaso Garcia	30	1980
4. Russ Adams	27	2005
5. Vladimir Guerrero Jr.	26	2019

RUNS BATTED IN

1. Eric Hinske	84	2002
2. J.P. Arencibia	78	2011
3. Vladimir Guerrero Jr.	69	2019
4. Doug Ault	64	1977
5. Russ Adams	63	2005

STOLEN BASES

1. Alfredo Griffin	21	1979
2. Junior Felix	18	1989
3. Bob Bailor	15	1977
Alex Rios	15	2004
Anthony Gose	15	2012

HIT BY PITCH

1. Reed Johnson	20	2003
2. Rowdy Tellez	7	2019
3. Jeff Kent	6	1992
4. 5 Players	5	

SAVES

1. Billy Koch	31	1999
2. Roberto Osuna	20	2015
3. Darren Hall	17	1994
Jason Frasor	17	2004
5. Kelvin Escobar	14	1997
Aquilino Lopez	14	2003

STARTS

1. Jerry Garvin	34	1977
Gustavo Chacin	34	2005
3. Phil Huffman	31	1978
4. Mark Hendrickson	30	2003
5. Ricky Romero	29	2009
Trent Thornton	29	2019



HOME RUNS

CLUB RECORDS

HITTERS

Yr	Tot	H	A	Consecutive			In One Inning			One-game										Batters				Players With HR Totals				vs.	
				2	3	4	3	4	5	5	6	7	8	9	10	PH	LO	XN	IP	P	1	10	20	30	40	RHP	LHP		
77	100	45	55	3	0	0	1	0	0	0	0	0	0	0	0	0	0	5	1	2	1	0	15	5	0	0	0	65	35
78	98	55	48	2	0	0	0	0	0	0	0	0	0	0	0	0	0	2	2	2	0	0	15	2	2	0	0	59	39
79	95	50	45	2	0	0	0	0	0	0	0	0	0	0	0	0	0	4	1	2	2	0	15	4	1	0	0	67	28
80	126	56	70	3	0	0	0	0	0	0	0	0	0	0	0	0	0	3	0	3	1	0	17	5	2	1	0	82	44
81	61	34	27	2	0	0	0	0	0	0	0	0	0	0	0	0	0	1	1	0	1	0	12	2	0	0	0	31	30
82	106	62	44	3	0	0	1	0	0	0	0	0	0	0	0	0	0	4	1	1	1	0	19	4	1	0	0	56	50
83	167	101	66	10	0	0	2	0	0	1	0	0	0	0	0	0	0	5	2	4	4	0	16	9	3	0	0	106	60
84	143	59	84	5	1	0	3	0	0	0	0	0	0	0	0	0	0	6	1	1	2	0	15	7	1	0	0	105	38
85	158	75	83	6	0	0	6	0	0	1	0	0	0	0	0	0	0	4	2	8	0	0	16	6	2	0	0	102	56
86	181	87	94	5	0	0	0	0	0	0	0	0	0	0	0	0	0	4	4	6	1	0	16	7	3	2	1	126	55
87	215	101	114	8	1	0	3	0	0	3	0	0	0	0	1	3	0	4	0	0	0	0	18	9	4	1	1	152	63
88	158	78	80	6	0	0	0	0	0	1	0	0	0	0	0	2	1	2	1	0	0	15	7	2	1	0	105	53	
89	142	64	78	4	0	0	0	0	0	0	0	0	0	0	0	3	4	3	1	0	0	17	6	1	1	0	106	36	
90	167	93	74	6	0	0	2	0	0	2	0	0	0	0	0	0	1	3	0	0	0	15	7	3	2	0	109	58	
91	133	75	58	1	0	0	0	0	0	0	0	0	0	0	0	1	6	5	1	0	0	17	4	2	1	0	86	47	
92	163	79	84	4	0	0	0	0	0	0	0	0	0	0	0	0	5	2	1	0	0	13	7	3	1	0	122	41	
93	159	90	69	7	0	0	0	0	0	2	0	0	0	0	0	1	6	0	1	0	0	15	6	3	1	0	121	38	
94	115	63	52	2	0	0	0	0	0	0	1	0	0	0	0	1	4	2	1	0	0	12	5	1	0	0	74	41	
95	140	73	67	5	0	0	1	0	0	0	0	0	0	0	0	1	3	1	1	0	0	16	7	1	0	0	104	36	
96	177	87	90	3	0	0	0	0	0	1	1	0	0	0	0	2	1	3	0	0	0	15	8	3	2	0	130	47	
97	147	68	79	5	0	0	0	0	0	0	0	0	0	0	0	1	0	1	0	0	0	15	7	2	1	0	109	38	
98	221	112	109	6	0	0	0	0	0	0	1	0	0	0	0	1	2	3	3	0	0	16	8	4	3	1	167	54	
99	212	96	116	11	0	0	3	0	0	3	1	0	0	0	0	4	3	3	0	0	0	23	7	3	2	2	170	42	
00	244	134	110	0	0	0	1	0	0	2	0	0	0	0	0	0	8	1	0	0	0	15	8	7	4	2	205	39	
01	195	94	101	8	1	0	2	1	0	4	0	0	0	0	0	2	4	5	1	0	0	19	8	3	2	0	150	45	
02	187	102	85	6	0	0	1	0	0	1	0	0	0	0	0	4	3	3	2	0	0	17	8	3	1	0	150	37	
03	190	94	96	6	0	0	0	0	0	1	0	0	0	0	0	0	6	3	1	1	0	18	7	3	2	1	150	40	
04	145	80	65	2	0	0	0	0	0	0	0	0	0	0	0	4	7	1	0	0	0	19	6	2	1	0	93	52	
05	136	76	60	3	1	0	1	0	0	0	0	0	0	0	0	3	1	0	0	0	0	14	7	1	0	0	94	42	
06	199	121	78	10	0	0	2	0	0	2	0	0	0	0	0	2	6	3	0	0	0	16	9	3	2	0	146	53	
07	165	90	75	6	0	0	2	0	0	0	0	0	0	0	0	4	5	3	0	0	0	17	9	4	0	0	121	44	
08	225	69	57	2	0	0	0	0	0	0	0	0	0	0	0	2	2	1	0	0	0	19	6	1	0	0	100	26	
09	209	104	105	5	0	0	1	0	0	2	1	0	0	0	0	2	3	4	0	0	0	16	9	2	2	0	156	53	
10	257	146	111	10	0	0	1	0	0	2	2	0	1	0	0	1	5	2	1	0	0	17	9	7	2	1	211	46	
11	186	103	83	7	0	0	2	0	0	0	0	0	0	0	0	0	1	7	0	0	0	22	6	3	1	1	137	49	
12	198	102	96	4	1	0	1	0	0	1	1	0	0	0	0	1	3	2	0	0	0	19	7	3	1	1	141	57	
13	185	95	90	4	0	0	1	0	0	3	0	0	0	0	0	2	3	1	0	0	0	18	7	5	1	0	141	44	
14	177	98	79	7	0	0	1	0	0	1	0	0	0	0	0	9	5	1	0	0	0	20	7	2	2	0	135	42	
15	232	123	109	8	0	0	1	0	0	0	0	0	0	0	0	3	4	5	0	0	0	18	7	4	3	2	180	52	
16	221	107	114	8	0	0	2	0	0	2	0	0	0	0	0	1	6	1	0	0	0	16	8	6	2	1	168	53	
17	222	105	117	7	0	0	1	0	0	1	1	0	0	0	0	1	4	4	1	1	0	21	7	4	2	0	177	45	
18	217	115	102	8	0	0	2	0	0	1	0	0	0	0	0	3	3	6	0	0	0	21	11	4	0	0	155	62	
19	247	136	111	14	0	0	1	0	0	3	1	0	0	0	0	2	7	6	0	0	0	19	13	5	1	0	174	73	
20	88	43	45	3	0	0	1	0	0	0	1	1	0	0	0	0	2	3	0	0	0	16	3	0	0	0	67	21	

HOME RUN SUMMARY (1977-2020)

TOTAL	7410 (regular season)
HOME	3835 (Exhibition Stadium-817, Rogers Centre-2973, Puerto Rico-2, Sahlen Field-43)
AWAY	3575
3 in inning	40
4 in inning	1 (Aug. 17, 2001 vs. Texas - 6th)
5 in game	44
6 in game	910
7 in game	2 (Aug. 19, 1998 at Seattle, Aug. 12, 2020 vs. Miami)
8 in game	1 (Aug. 7, 2010 vs. Tampa Bay)
10 in game	1 (Sept. 14, 1987 vs. Baltimore)
Bases Loaded	160
Inside-the-Park	30
Leadoff	139
Pinch-hit	105
Extra Innings	124
Off RH Pitcher	5406
Off LH Pitcher	2004
Postseason	58
Home	30 (28 at Rogers Centre)
Away	28
Off RH Pitcher	41
Off LH Pitcher	17



PITCHERS

Yr	Tot	H	A	Consec			1-inn			One-game						Batters				Totals				vs.					
				2	3	4	3	4	5	5	6	7	8	9	10	PH	LO	XN	IP	P	1	10	20	30	40	RHB	LHB		
77	152	94	58	4	1	0	0	2	0	2	0	0	0	0	1	0	0	6	0	4	3	0	15	5	3	1	0	93	59
78	149	75	74	2	0	0	0	0	0	0	0	0	0	0	0	0	2	3	1	0	0	12	8	3	0	0	106	63	
79	165	74	91	6	0	0	1	0	0	2	0	0	0	0	0	0	1	2	3	3	0	17	8	2	0	0	103	62	
80	135	75	60	1	0	0	0	0	0	2	0	0	0	0	0	0	5	1	4	2	0	15	7	0	0	0	63	72	
81	72	41	31	1	0	0	0	0	0	0	0	0	0	0	0	0	2	2	2	1	0	12	3	0	0	0	42	30	
82	147	70	77	5	0	0	2	0	0	0	0	0	0	0	0	0	1	1	2	2	0	13	6	3	0	0	88	59	
83	145	84	61	5	0	0	1	0	0	1	0	0	0	0	0	0	2	3	3	2	0	14	6	3	0	0	85	60	
84	140	78	82	2	1	0	2	0	0	1	0	0	0	0	0	0	3	0	4	1	0	12	5	3	0	0	70	70	
85	147	78	69	5	1	0	1	0	0	0	0	0	0	0	0	0	4	1	2	1	0	15	5	3	0	0	78	69	
86	164	89	75	7	0	0	4	0	0	2	0	0	0	0	0	0	9	4	5	0	0	16	5	4	0	0	96	68	
87	158	83	75	2	0	0	0	0	0	1	0	0	0	0	0	0	4	4	3	1	0	13	8	3	1	0	101	57	
88	143	73	70	4	0	0	0	0	0	0	0	0	0	0	0	0	1	5	5	3	0	15	7	2	0	0	102	41	
89	99	50	49	1	0	0	0	0	0	0	0	0	0	0	0	0	2	2	1	0	0	17	5	0	0	0	70	29	
90	143	82	61	4	1	0	2	0	0	1	1	0	0	0	0	0	3	3	3	0	0	16	6	2	0	0	100	43	
91	121	72	49	2	0	0	0	0	0	0	0	0	0	0	0	0	5	2	5	0	0	16	4	2	0	0	80	41	
92	124	60	64	6	0	0	0	0	0	0	0	0	0	0	0	0	2	2	0	0	0	14	4	2	0	0	86	38	
93	134	81	53	4	0	0	0	0	0	1	0	0	0	0	0	0	1	1	1	1	0	13	5	2	0	0	75	59	
94	127	64	63	4	0	0	0	0	0	1	0	0	0	0	0	0	3	4	2	1	0	15	4	3	0	0	75	52	
95	145	79	66	2	0	0	1	0	0	1	0	0	0	0	0	0	1	2	8	0	0	19	7	1	0	0	74	71	
96	187	102	85	6	0	0	0	0	0	1	0	0	0	0	0	0	6	5	2	0	0	19	5	4	0	0	105	82	
97	167	72	95	7	0	0	4	0	0	3	0	0	0	0	0	0	4	4	3	1	0	20	4	2	2	0	91	76	
98	169	77	92	6	0	0	2	0	0	1	0	0	0	0	0	0	2	4	2	1	0	16	6	2	1	0	82	87	
99	191	93	98	4	0	0	0	0	0	0	0	0	0	0	0	0	2	4	1	0	0	20	7	2	2	0	111	80	
00	195	92	103	7	1	0	0	1	0	3	0	0	1	0	0	0	1	2	3	0	1	21	7	3	1	0	109	86	
01	165	84	81	5	0	0	0	0	0	5	0	0	0	0	0	0	5	0	1	0	0	18	5	2	0	0	89	76	
02	177	89	88	3	0	0	1	0	0	2	0	0	0	0	0	0	1	3	4	0	0	21	11	0	0	0	78	99	
03	184	107	77	6	0	0	1	0	0	0	1	0	0	0	0	0	2	1	0	2	0	21	8	3	0	0	108	76	
04	181	93	88	4	2	0	3	0	0	0	1	0	0	0	0	0	3	2	2	0	0	21	7	2	0	0	80	101	
05	185	103	82	9	0	0	0	0	0	3	0	0	0	0	0	0	2	6	1	2	0	17	8	4	0	0	119	66	
06	185	94	91	6	0	0	1	0	0	0	0	0	0	0	0	0	1	2	0	0	0	21	7	1	0	0	119	66	
07	157	83	74	6	0	0	1	0	0	0	0	0	0	0	0	0	3	3	3	0	0	20	7	2	0	0	75	82	
08	134	56	78	2	0	0	1	0	0	1	0	0	0	0	0	0	3	2	3	1	0	18	4	2	0	0	68	66	
09	181	90	91	7	0	0	1	0	0	5	0	0	0	0	0	0	3	6	4	0	0	21	5	3	0	0	95	86	
10	150	81	69	7	0	0	2	0	0	1	0	0	0	0	0	0	1	2	2	1	0	20	5	2	0	0	99	51	
11	179	95	84	5	0	0	0	0	0	0	0	0	0	0	0	0	2	1	1	1	1	24	8	3	0	0	115	64	
12	204	102	102	3	2	0	3	0	0	1	0	1	0	0	0	0	1	1	2	0	0	29	7	3	0	0	112	92	
13	195	119	76	11	1	0	1	0	0	2	1	0	0	0	0	0	3	2	4	0	0	29	7	3	1	0	100	95	
14	151	88	63	6	0	0	0	0	0	0	0	0	0	0	0	0	0	2	2	1	0	22	5	3	0	0	87	64	
15	173	80	93	2	0	0	0	0	0	0	0	0	0	0	0	0	3	6	3	0	0	26	4	4	0	0	89	84	
16	163	96	87	7	3	0	2	0	0	1	0	1	0	0	0	0	3	3	2	2	0	26	5	4	0	0	96	85	
17	203	99	104	8	1	0	4	1	0	3	0	0	0	0	0	0	3	1	6	1	0	30	6	2	1	0	138	65	
18	208	110	98	7	0	0	1	0	0	0	0	0	0	0	0	0	4	6	5	0	0	28	7	2	0	0	129	79	
19	228	134	94	8	0	0	4	0	0	4	0	7	0	0	0	0	5	4	7	1	0	35	8	1	0	0	120	108	
20	81	24	57	4	1	0	1	0	1	2	1	0	0	0	0	0	0	1	0	0	0	22	2	0	0	0	50	31	

2010 HOME RUN FACTS

- Led the Majors with a club-record 257 home runs
- Hit 46 more HR than the next best team (BOS - 211), The largest gap in the Majors since 1968
- The 257 HR ranks T-8th most in MLB history for a single season
- Hit a franchise-record 146 HR at home, which ranks as the 4th most by any club in the Majors
- Matched a team record (also 2000) with seven players recording at least 20+ HR in a season
- Were the 1st club in MLB history to have 20+ HR from each defensive position (including DH)
- Hit 257 HR and allowed 150 HR, making for a differential of +107 which represented the 2nd best mark in MLB history (1927 Yankees were +116)



HOME RUNS AT ROGERS CENTRE

REGULAR SEASON

LEADING BLUE JAYS

1. Carlos Delgado	175
2. Jose Bautista	146
3. Vernon Wells	124
4. Joe Carter	121
5. Edwin Encarnacion	115
6. Adam Lind	73
7. Shawn Green	63
8. Josh Donaldson	61
Justin Smoak	61
10. Ed Sprague	58

LEADING OPPONENTS

1. David Ortiz	41
2. Alex Rodriguez	36
3. Manny Ramirez	27
4. Jason Giambi	22
5. Chris Davis	21
6. Jose Canseco	18
7. Miguel Tejada	17
Adam Jones	17
Mark Teixeira	17
10. Juan Gonzalez	16
Cecil Fielder	16

MOST IN ONE SEASON

	#	BLUE JAYS
Club	146	2010
Individual	33	Bautista, 2010

	#	OPPONENT
Club	119	2013
Individual	6	A. Soriano, 2002
	6	J. Giambi, 2003
	6	R. Devers, 2019

POSTSEASON AT ROGERS CENTRE

BLUE JAYS

Carter	5
Bautista	3
Donaldson	3
Encarnacion	3
Borders	2
Gruber	2
Maldonado	1
Molitor	1
Olerud	1
White	1
White	1
Winfeld	1
Colabello	1
Goins	1
Tulowitzki	1
Martin	1
Saunders	1

ROGERS CENTRE 500 LEVEL HOME RUNS

Player	Date	Visiting Team	Pitcher	
Jose Canseco*	Oct. 7, 1989	Oakland	Mike Flanagan	480 (LF)
Mark McGwire	July 25, 1996	Oakland	Huck Flener	488 (LF)
Joe Carter**	July 27, 1996	Oakland	John Wasdin	483 (LF)
Carlos Delgado**	July 19, 1998	New York (AL)	Andy Pettitte	467 (RF)
Jose Canseco**	Sept. 5, 1998	Boston	Bret Saberhagen	451 (LF)
Jose Canseco	April 12, 1999	Tampa Bay	Graeme Lloyd	459 (LF)
Shawn Green**	April 22, 1999	Anaheim	Tim Belcher	449 (RF)
Manny Ramirez	June 3, 2001	Boston	Chris Carpenter	491 (LF)
Raul Mondesi**	April 17, 2002	Boston	Darren Oliver	456 (LF)
Josh Phelps**	Aug. 29, 2002	New York (AL)	Roger Clemens	455 (LF)
Josh Phelps**	July 7, 2004	Seattle	Julio Mateo	435 (LF)
Gary Sheffield	July 28, 2004	New York (AL)	Miguel Batista	440 (LF)
Vernon Wells**	Sept. 16, 2004	Baltimore	Rodrigo Lopez	445 (LF)
Jayson Werth	June 27, 2009	Philadelphia	Brad Mills	448 (LF)
Shelly Duncan	May 31, 2011	Cleveland	Jo-Jo Reyes	446 (LF)
Edwin Encarnacion**	April 30, 2013	Boston	Jon Lester	480 (LF)
Mike Napoli	Aug. 26, 2014	Boston	Sergio Santos	452 (LF)
Edwin Encarnacion**	April 21, 2015	Baltimore	Jason Garcia	460 (LF)
Alex Dickerson	July 25, 2016	San Diego	Bo Schultz	452 (RF)
Josh Donaldson**	May 30, 2017	Cincinnati	Asher Wojciechowski	435 (LF)
Austin Meadows	April 12, 2019	Tampa Bay	Trent Thornton	436 (RF)
Brandon Lowe	April 12, 2019	Tampa Bay	Trent Thornton	436 (RF)

* Game 4 of the ALCS

**hit as a Blue Jay



BLUE JAYS FIVE OR MORE HOME RUN GAMES (58)

DATE	OPP.	NO.	DATE	OPP.	NO.
Sept. 17, 1983	MIN	5	May 14, 2010	TEX	5
July 10, 1985	at SEA	5	May 21, 2010	at ARI	6
May 22, 1987	at SEA	5	July 8, 2010	MIN	5
Aug. 30, 1987	OAK	5	Aug. 7, 2010	TB	8
Sept. 12, 1987	NY Yankees	5	Sept. 30, 2010	at MIN	6
Sept. 14, 1987	BAL	10	May 18, 2012	NY Yankees	5
May 23, 1988	at MIL	5	June 19, 2012	at MIL	6
April 20, 1990	KC	5	April 4, 2013	CLE	5
May 6, 1990	DET	5	May 12, 2013	at BOS	5
May 16, 1993	at NY Yankees	5	July 26, 2013	HOU	5
May 31, 1993	at CAL	5	May 8, 2014	PHI	5
July 5, 1994	at MIN	6	April 17, 2015	ATL	5
July 6, 1996	at DET	6	July 1, 2015	BOS	5
July 13, 1996	at MIL	5	Sept. 11, 2015	at NY Yankees	5
Aug. 19, 1998	at SEA	7	June 16, 2016	at PHI	5
April 30, 1999	at SEA	5	June 17, 2016	at BAL	5
June 21, 1999	KC	5	Aug. 23, 2017	at TB	6
July 8, 1999	at BAL	6	Sept. 26, 2017	at BOS	5
Aug. 10, 1999	at MIN	5	July 27, 2018	at CWS	5
May 5, 2000	CLE	5	June 16, 2019	at HOU	5
Aug. 27, 2000	at TEX	5	July 27, 2019	TB	6
April 4, 2001	at TB	5	Aug. 1, 2019	at BAL	5
April 20, 2001	at KC	5	Sept. 23, 2019	BAL	5
May 6, 2001	at SEA	5	Aug. 12, 2020	MIA	7
Sept 18, 2001	BAL	5	Aug. 14, 2020	TB	6
June 25, 2002	at TB	5			
May 6, 2003	at TEX	5			
Sept. 25, 2003	TB	5			
May 30, 2006	BOS	5			
July 23, 2006	NY Yankees	5			
July 22, 2009	CLE	5			
Sept. 15, 2009	at NY Yankees	5			
Sept. 29, 2009	at BOS	6			

FOUR OR MORE HOME RUNS IN ONE INNING

BLUE JAYS (1)

DATE	OPPONENT	INNING	HITTERS	PITCHER(S)
Aug. 17, 2001	vs. TEX	6th	FRYE CRUZ JR. STEWART DELAGDO	MAHOMES MAHOMES MAHOMES MAHOMES

OPPONENTS (5)

DATE	OPPONENT	INNING	HITTERS	PITCHER(S)
June 30, 1977	vs. NY Yankees	8th	C. JOHNSON PINELLA MUNSON C. JOHNSON	GARVIN GARVIN J. JOHNSON J. JOHNSON
July 4, 1977	@BOS	8th	LYNN RICE YAZSTREMSKI SCOTT	HARTENSTEIN HARTENSTEIN WILLIS WILLIS
May 3, 2000	@CWS	6th	JOHNSON VALENTIN THOMAS KONERKO	ESCOBAR ESCOBAR FRASCATORE FRASCATORE
May 20, 2009	@BOS	5th	ORTIZ BAY LOWELL VARITEK	CECIL CECIL CECIL CECIL
June 3, 2017	vs. NY Yankees	8th	GARDNER HOLLIDAY CASTRO GREGORIUS	GRILLI GRILLI GRILLI GRILLI
Sept. 17, 2020	at NY Yankees	4th	GARDNER LeMAHIEU VOIT STANTON TORRES	ANDERSON ANDERSON ANDERSON ANDERSON ANDERSON

BACK-TO-BACK-TO-BACK HOME RUNS

The Blue Jays have hit three consecutive home runs **six** times in their history:

- April 26, 1984 vs. Oakland A's (6th inning): Willie Upshaw (1R), George Bell, Jesse Barfield
- September 12, 1987 vs. New York Yankees (8th inning): Ernie Whitt (3R), Jesse Barfield, Kelly Gruber
- April 18, 2000 vs. Los Angeles Angels (6th inning): Craig Grebek (2R), Raul Mondesi, Carlos Delgado
- August 21, 2001 at Minnesota Twins (6th inning): Shannon Stewart (1R), Raul Mondesi, Carlos Delgado
- April 9, 2005 vs. Boston Red Sox (3rd inning): Vernon Wells (1R), Corey Koskie, Shea Hillenbrand
- June 19, 2012 at Milwaukee (6th inning): Colby Rasmus (1R), Jose Bautista, Edwin Encarnacion



THREE OR MORE HOME RUNS IN ONE INNING

BLUE JAYS (40)

DATE	OPP	INNING
June 17, 1977	BAL	4
June 23, 1982	at SEA	9
May 23, 1983	DET	4
July 12, 1983	at KC	4
April 26, 1984	OAK	6
June 5, 1984	at DET	4
July 15, 1984	at OAK	4
Aug. 30, 1987	OAK	7
Sept. 12, 1987	NYJ	8
Sept. 14, 1987	BAL	2
May 6, 1990	DET	4
May 22, 1990	OAK	6
May 17, 1995	at TEX	2
April 30, 1999	at SEA	3
June 21, 1999	KC	3
Oct. 2, 1999	at CLE	3
April 18, 2000	ANA	6
April 23, 2000	NYJ	6
Aug. 11, 2001	at ANA	2
Aug. 21, 2001	at MIN	6
June 25, 2002	at TB	8
April 9, 2005	BOS	3
April 21, 2006	BOS	8
July 23, 2006	NYJ	3
May 1, 2007	at CLE	1
May 20, 2007	at PHI	8
June 24, 2009	CIN	1
Aug. 7, 2010	TB	3
April 25, 2011	at TEX	5
July 3, 2011	PHI	8
June 19, 2012	at MIL	6
July 26, 2013	HOU	7
May 7, 2014	PHI	7
July 3, 2016	KC	3
May 30, 2017	CIN	4
Sept. 23, 2017	at TB	2
Aug. 21, 2018	BAL	5
Sept. 20, 2018	TB	9
June 5, 2019	NYJ	8
Aug. 14, 2020	TB	6

OPPONENTS (48)

DATE	OPP	INN
May 8, 1979	at MIN	7
May 5, 1982	at CWS	7
June 22, 1982	at SEA	4
Aug. 2, 1983	NYJ	3
June 3, 1984	NYJ	4
Sept. 18, 1984	BOS	6
Aug. 24, 1985	at CWS	9
May 6, 1986	OAK	3
May 10, 1986	at SEA	4
May 14, 1986	at OAK	7
June 4, 1986	MIN	7
July 14, 1990	at CAL	7
Aug. 7, 1990	DET	9
June 22, 1995	MIL	2
April 25, 1997	SEA	8
June 3, 1997	at SEA	6
June 23, 1997	BOS	7
Sept. 15, 1997	at SEA	5
July 14, 1998	at BAL	7
Sept. 25, 1998	DET	3
June 11, 2002	SF	5
Aug. 8, 2003	TEX	1
May 24, 2004	ANA	3
Aug. 25, 2004	at BOS	4
Aug. 28, 2004	NYJ	9
June 4, 2006	at TB	3
April 24, 2007	TEX	3
June 6, 2008	BAL	8
Sept. 27, 2009	SEA	5
July 9, 2010	BOS	4
Aug. 24, 2010	NYJ	3
May 26, 2012	at TEX	6
June 20, 2012	at MIL	2
Sept. 26, 2012	at BAL	5
June 24, 2013	at TB	3
June 12, 2016	BAL	3
June 25, 2016	at CWS	3
April 16, 2017	BAL	8
April 28, 2017	TB	8
June 3, 2017	NYJ	8
July 9, 2017	HOU	2
Sept. 15, 2018	at NYJ	7
May 25, 2019	SD	8
June 17, 2019	LAA	2
Aug. 6, 2019	at TB	4
Sept. 23, 2019	BAL	5
Sept. 5, 2020	at BOS	2
Sept. 17, 2020	at NYJ	4

CONSECUTIVE GAMES WITH AT LEAST ONE HOME RUN

(MINIMUM 10 GAMES)

GAMES	DATE	HR	GAMES	DATE	HR
23	May 31-June 25, 2000	44	11	June 19-30, 1986	21
19	Aug. 29-Sept. 18, 2010	34	11	May 6-17, 1993	22
15	July 6-23, 2000	28	11	May 2-14, 1995	20
15	July 27-Aug. 10, 2019	39	11	Sept. 16-27, 1998	19
14	April 18-May 4, 1996	28	11	April 11-22, 1999	17
14	Sept. 11-26, 2002	23	11	May 3-15, 2001	25
13	May 19-June 2, 1985	17	11	Aug. 5-7, 2001	24
13	Sept. 1-15, 1999	22	11	July 14-26, 2002	19
13	May 6-19, 2003	24	11	Aug. 28-Sept. 9, 2007	18
13	July 3-10, 2010	28	11	Aug. 5-18, 2009	20
13	June 22-July 5, 2011	21	10	July 31-Aug. 11, 1984	12
13	July 27-Aug. 9, 2018	24	10	May 29-June 8, 1993	22
12	June 2-14, 1987	25	10	June 9-19, 1996	14
12	April 11-23, 2000	29	10	Sept. 27-Oct. 6, 2001	12
12	May 1-13, 2000	29	10	April 9-20, 2002	17
12	July 25-Aug. 6, 2004	19	10	May 29-June 8, 2002	15
12	Aug. 6-18, 2011	20	10	Aug. 25-Sept. 5, 2003	12
12	Aug. 26-Sept. 8, 2014	19	10	April 6-17, 2004	10
12	July 17-30, 2015	20	10	April 4-14, 2007	13
12	Aug. 1-13, 2015	22	10	July 25-Aug. 3, 2010	23
			10	May 17-27, 2014	20
			10	May 21-31, 2015	16
			10	Sept. 18-27, 2020	15



INDIVIDUAL RECORDS

YEARLY HOME RUN LEADERS

AT HOME

YEAR	PLAYER	HR	YEAR	PLAYER	HR	YEAR	PLAYER	HR	YEAR	PLAYER	HR
1977	Ron Fairly	10	1988	Fred McGriff	18	2000	Carlos Delgado	30	2012	Edwin Encarnacion	23
1978	John Mayberry	12	1989	Fred McGriff	18	2001	Jose Cruz Jr.	15	2013	Jose Bautista	14
1979	John Mayberry	13	1990	Kelly Gruber	23	2002	Carlos Delgado	17		Colby Rasmus	14
1980	Otto Velez	12	1991	Joe Carter	23	2003	Carlos Delgado	24	2014	Edwin Encarnacion	19
1981	John Mayberry	10	1992	Joe Carter	21	2004	Carlos Delgado	18	2015	Josh Donaldson	24
1982	Jesse Barfield	11	1993	Joe Carter	21	2005	Vernon Wells	28	2016	Josh Donaldson	21
	Willie Upshaw	11	1994	Joe Carter	18	2006	Troy Glaus	25	2017	Justin Smoak	19
1983	Jesse Barfield	22	1995	Joe Carter	13	2007	Frank Thomas	19	2018	Randal Grichuk	17
1984	George Bell	12	1996	Ed Sprague	17	2008	Vernon Wells	11	2019	Randal Grichuk	19
1985	Jesse Barfield	15	1997	Carlos Delgado	17	2009	Aaron Hill	21	2020	Randal Grichuk	7
1986	Jesse Barfield	16	1998	Jose Canseco	25	2010	Jose Bautista	33			
1987	George Bell	19	1999	Shawn Green	20	2011	Jose Bautista	20			

ON THE ROAD

YEAR	PLAYER	HR	YEAR	PLAYER	HR	YEAR	PLAYER	HR	YEAR	PLAYER	HR
1977	3 players tied	9	1989	Fred McGriff	18	2001	Carlos Delgado	26	2013	Edwin Encarnacion	24
1978	2 players tied	10	1990	Fred McGriff	21	2002	Carlos Delgado	16	2014	Jose Bautista	17
1979	2 players tied	8	1991	Kelly Gruber	12	2003	Vernon Wells	20	2015	Edwin Encarnacion	21
1980	John Mayberry	20	1992	2 players tied	13	2004	Carlos Delgado	14	2016	Edwin Encarnacion	22
1981	John Mayberry	7	1993	John Olerud	15	2005	Vernon Wells	14	2017	Josh Donaldson	19
1982	Willie Upshaw	10	1994	Joe Carter	9	2006	Troy Glaus	13	2018	Justin Smoak	19
1983	Cliff Johnson	12	1995	Joe Carter	12	2007	Matt Stairs	14	2019	Justin Smoak	14
1984	George Bell	14	1996	Ed Sprague	19	2008	Vernon Wells	9	2020	Randal Grichuk	12
1985	George Bell	18	1997	Carlos Delgado	13	2009	Adam Lind	21		Teoscar Hernandez	10
1986	Jesse Barfield	24	1998	Jose Canseco	21	2010	Jose Bautista	21			
1987	George Bell	28	1999	Carlos Delgado	27	2011	Jose Bautista	23			
1988	Fred McGriff	16	2000	3 Players	16	2012	Edwin Encarnacion	19			

MOST HOME RUNS, ONE MONTH

MONTH	TEAM HIGH	INDIVIDUAL HIGH
March/April	43-2000	Carlos Delgado, 10—2001
April	43-2000	Carlos Delgado, 10—2001
May	54-2010	Edwin Encarnacion, 16—2014
June	48-2000/2019	Jose Bautista, 14—2012
July	44-2000	Shawn Green, 11—1999/Jose Bautista, 11—2010
August	51-2019	C. Delgado, 12—1999/J. Cruz Jr., 12—2001/J. Bautista, 12—2010/ J. Donaldson, 12—2017
September	52-2010	Carlos Delgado, 11—1998/Jose Bautista, 11—2010
Sept./Oct.	56-2010	Carlos Delgado, 11—1998/Jose Bautista, 11—2010

HOME RUN TRIOS, ONE SEASON

TOTAL	YEAR	PLAYERS
120	2015	Donaldson – 41, Bautista – 40, Encarnacion – 39
119	1998	Canseco – 46, Delgado – 38, Green – 35
114	2000	Batista – 41, Delgado – 41, Fullmer – 32
112	1999	Delgado – 44, Green – 42, Batista – 26
111	2010	Bautista – 54, Wells – 31, Hill – 26
103	2016	Encarnacion – 42, Donaldson – 37, Saunders/Tulowitzki – 24
101	1987	Bell – 47, Barfield – 28, Moseby – 26
100	2001	Delgado – 39, Cruz Jr. – 34, Mondesi – 27

HOME RUN DUOS, ONE SEASON

TOTAL	YEAR	PLAYERS
86	1999	Delgado-44, Green-42
85	2010	Bautista-54, Wells-31
84	1998	Canseco-46, Delgado-38
82	2000	Batista-41, Delgado-41
81	2015	Donaldson-41, Bautista-40

BIographies

LAST SEASON

HISTORY

RECORDS

OPPONENTS

PLAYER DEV.

MEDIA & MISC.



MOST PLAYERS 10 OR MORE HOME RUNS IN A SEASON

13 –	2019 -	Bichette, Biggio, Drury, Galvis, Grichuk, Guerrero Jr., Gurriel Jr., Hernandez, Jansen, McKinney, Smoak, Sogard, Tellez
11 –	2018 -	Diaz, Granderson, Grichuk, Gurriel Jr., Hernandez, Martin, Morales, Pillar, Smoak, Solarte, Travis
9 –	1983 -	Barfield, Bonnell, Johnson, Martinez, Moseby, Mulliniks, Orta, Upshaw, Whitt
	1987 -	Barfield, Bell, Fielder, Gruber, McGriff, Moseby, Mulliniks, Upshaw, Whitt
	2006 -	Glaus, Hillenbrand, Hinske, Johnson, Molina, Overbay, Rios, Wells, Zaun
	2007 -	Thomas, Rios, Glaus, Wells, Stairs, Hill, Lind, Zaun, Overbay
	2009 -	Hill, Lind, Barajas, Overbay, Wells, Rios, Bautista, Scutaro, Ruiz
	2010 -	Bautista, Wells, Hill, Lind, Encarnacion, Buck, Overbay, Gonzalez, Snider
8 –	1996 -	Brumfield, Carter, Delgado, Gonzalez, Green, O'Brien, Olerud, Sprague
	1998 -	Canseco, Cruz Jr., Delgado, Gonzalez, Green, Sprague, Stanley, Stewart
	2000 -	Batista, Cruz Jr., Delgado, Fletcher, Fullmer, Gonzalez, Mondesi, Stewart
	2001 -	Batista, Cruz Jr., Delgado, Fletcher, Fullmer, Gonzalez, Stewart, Mondesi
	2002 -	Cruz Jr., Delgado, Hinske, Mondesi, Phelps, Stewart, Wells, Woodward
	2016 -	Encarnacion, Donaldson, Saunders, Tulowitzki, Bautista, Martin, Smoak, Travis

FOUR HOME RUN GAMES

BLUE JAYS (1)

PLAYER	DATE	H/A	OPPONENT	PITCHERS
CARLOS DELGADO	Sept. 25, 2003	H	Tampa Bay	Jorge Sosa (2), Joe Kennedy, Lance Carter

OPPONENTS (0)

No opponent has ever hit four home runs in a game vs. the Blue Jays.

THREE HOME RUN GAMES

BLUE JAYS (20)

PLAYER	DATE	H/A	OPPONENT	PITCHERS
Otto Velez	May 4, 1980	H	Cleveland (G1)	Spillner, Garland, Monge
Ernie Whitt	Sept. 14, 1987	H	Baltimore	Dixon (2), Arnold
George Bell	April 4, 1988	A	Kansas City	Saberhagen (3)
Joe Carter	Aug. 23, 1993	H	Cleveland	Lopez (2), Hernandez
Darnell Coles	July 5, 1994	A	Minnesota	Mahomes, Casian (2)
Carlos Delgado	Aug. 4, 1998	A	Texas	Stottlemire, Gunderson, Patterson
Carlos Delgado	Aug. 6, 1999	A	Texas	Helling (2), Zimmerman
Darrin Fletcher	Aug. 27, 2000	A	Texas	Helling (3)
Carlos Delgado	April 4, 2001	A	Tampa Bay	Wilson, Creek, Hill
Carlos Delgado	April 20, 2001	A	Kansas City	Suzuki, Cogan, Hernandez
Chris Woodward	Aug. 7, 2002	H	Seattle	Piniero (2), Sasaki
Vernon Wells	May 30, 2006	H	Boston	Beckett (2), Riske
Frank Thomas	Sept. 17, 2007	H	Boston	Wakefield (2), Snyder
Adam Lind	Sept. 29, 2009	A	Boston	Buchholz (2), Saito
John Buck	April 29, 2010	H	Oakland	Duchscherer, Blevins, Breslow
Edwin Encarnacion	May 21, 2010	A	Arizona	Haren (2), Gutierrez
Jose Bautista	May 15, 2011	A	Minnesota	Duensing, Slowey (2)
Edwin Encarnacion	Aug. 29, 2015	H	Detroit	Farmer, Knudson, Wilson
Josh Donaldson	Aug. 28, 2016	H	Minnesota	Gibson, Light, Wimmers
Kendrys Morales	Aug. 31, 2017	A	Baltimore	Hellickson, Givens (2)

OPPONENTS (20)

PLAYER	DATE	H/A	OPPONENT	PITCHERS
John Mayberry	June 1, 1977	H	Kansas City	Johnson, Willis, Bruno
Cliff Johnson	June 30, 1977	H	New York (AL)	Garvin (3)
Eddie Murray	Sept. 14, 1980	H	Baltimore	Todd (2), Barlow
Jim Rice	Aug. 29, 1983 (2nd g)	H	Boston	Acker (2), Moffitt
Jose Canseco	July 3, 1988	H	Oakland	Stottlemire (2), Henke
Cecil Fielder	May 6, 1990	H	Detroit	Key (2), Wells
Tom Brunansky	Sept. 29, 1990	A	Boston	Stottlemire, Ward, Leucken
Cecil Fielder	April 16, 1996	H	Detroit	Hanson, Carrara, Riskey
Ken Griffey, Jr.	April 25, 1997	H	Seattle	Clemens (2), Timlin
Manny Ramirez	Sept. 15, 1998	A	Cleveland	Stieb (2), Quantrill
Alex Rodriguez	April 16, 2000	H	Seattle	Carpenter (2), Borbon
Alex Rodriguez	Aug. 17, 2002	A	Texas	Parris (2), Thurman
Tony Clark	Aug. 28, 2004	H	New York (AL)	Lilly, Frasor, Ligtenberg
Jayson Werth	May 16, 2008	A	Philadelphia	Purcey (2), Listch
Jose Lopez	Sept. 22, 2010	H	Seattle	Drabek, Tallet, Camp
Chris Davis	Aug. 24, 2012	A	Baltimore	Villanueva (2), Delabar
Will Middlebrooks	April 6, 2013	H	Boston	Dickey (2), Bush
Josh Reddick	Aug. 9, 2013	H	Oakland	Rogers, Wagner, J. Perez
Byron Buxton	Aug. 27, 2017	H	Minnesota	Blagini, Dermody, Mayza
Kyle Higashioka	Sept. 16, 2020	A	New York (AL)	Roark, Waguespack, Perez



MULTIPLE 20-PLUS HOME RUN SEASONS

(4 OR MORE SEASONS)

9 – Carlos Delgado 1996 (25), 1997 (30), 1998 (38), 1999 (44), 2000 (41), 2001 (39), 2002 (33), 2003 (42), 2004 (32)	6 – George Bell 1984 (26), 1985 (28), 1986 (31), 1987 (47), 1988 (24), 1990 (21)
8 – Jose Bautista 2010 (54), 2011 (43), 2012 (27), 2013 (28), 2014 (35), 2015 (20), 2016 (22), 2017 (23)	6 – Edwin Encarnacion 2010 (21), 2012 (42), 2013 (36), 2014 (34), 2015 (39), 2016 (42)
7 – Joe Carter 1991 (33), 1992 (34), 1993 (33), 1994 (27), 1995 (25), 1996 (30), 1997 (21)	4 – Jesse Barfield 1983 (27), 1985 (27), 1986 (40), 1987 (28)
7 – Vernon Wells 2002 (23), 2003 (33), 2004 (23), 2005 (28), 2006 (32), 2008 (20), 2010 (31)	4 – Fred McGriff 1987 (20), 1988 (34), 1989 (36), 1990 (35)
	4 – Adam Lind 2009 (35), 2010 (23), 2011 (26), 2013 (23)

CONSECUTIVE GAME HOME RUNS

In 2018, **KENDRYS MORALES** set a franchise record, homering in **SEVEN CONSECUTIVE GAMES** from Aug. 19-26, connecting for eight total home runs...The streak is tied for 4th longest all-time, one back of the leaders, and is the longest ever by a switch-hitter...Below is a list of Blue Jays who have homered in at least four consecutive games.

SEVEN STRAIGHT GAMES

(With at least 1 AB in the contest)

Kendrys Morales – Aug. 19-26, 2018 (8 HR)

SIX STRAIGHT GAMES

(With at least 1 AB in the contest)

Jose Cruz Jr. – Sept. 29-Oct. 5, 2001 (6 HR)

FIVE STRAIGHT GAMES

(With at least 1 AB in the contest)

Jose Bautista – Aug. 26-31, 2014 (5 HR)

FOUR STRAIGHT GAMES

(With at least 1 AB in the contest)

George Bell – Aug. 23-26, 1985 (4 HR)

Joe Carter – June 20-23, 1991 (5 HR)

– June 14-18, 1996 (4 HR)

Carlos Delgado – June 3, 5-7, 1997 (4 HR)

– Aug. 8-11, 1999 (5 HR)

Shawn Green – April 5, 7-9, 1998 (4 HR)

Jose Canseco – Sept. 4-7, 1998 (4 HR)

Vernon Wells – June 19-22, 2003 (5 HR)

Josh Phelps – Aug. 29-Sept. 3, 2003 (4 HR)

Jose Bautista – Sept. 28-Oct. 2, 2009 (4 HR)

Edwin Encarnacion – Sept. 30-Oct. 3, 2010 (5 HR)

– April 27-30, 2012 (4 HR)

– April 23-26, 2013 (5 HR)

– Sept. 28-Oct. 3, 2015 (4 HR)

Adam Lind – June 14-17, 2011 (4 HR)

Colby Rasmus – Sept. 13-18, 2013 (4 HR)

Melky Cabrera – April 4-8, 2014 (4 HR)

Josh Donaldson – May 25-29, 2015 (5 HR)

Justin Smoak – Aug. 28-Sept. 1, 2018 (4 HR)

Bo Bichette – Aug. 9-Aug. 14, 2020 (4 HR)

MOST HOME RUNS IN A SEASON SERIES

(8 OR MORE)

YEAR	NAME	OPPONENT	HR	YEAR	NAME	OPPONENT	HR
1980	John Mayberry	New York (AL)	8	2010	Jose Bautista	Boston	8
2000	Tony Batista	Baltimore	9		Jose Bautista	Baltimore	9
2001	Jose Cruz Jr.	New York (AL)	9		Vernon Wells	Texas	8
2002	Carlos Delgado	Tampa Bay	8	2014	Jose Bautista	New York (AL)	8
2003	Carlos Delgado	Tampa Bay	8	2017	Josh Donaldson	Tampa Bay	8
2006	Vernon Wells	Boston	8	2019	Randal Grichuk	New York (AL)	8

ALL-TIME LONGEST HOMERLESS STRETCHES

ORGANIZED BY AT-BATS

ALFREDO GRIFFIN

DATES OF HOME RUNS	PITCHER	SPAN OF DROUGHT
July 30, 1980 vs. Oakland	Langford	255 Games, 956 At-Bats
July 26, 1982 at Boston	Eckersley	

BOB BAILOR

DATES OF HOME RUNS	PITCHER	SPAN OF DROUGHT
May 7, 1978 at Seattle	Pole	228 Games, 845 At-Bats
Aug. 22, 1979 at Seattle	Honeycutt	

OTIS NIXON

DATES OF HOME RUNS	PITCHER	SPAN OF DROUGHT
Apr. 16, 1996 vs. Detroit	Gohr	205 Games, 806 At-Bats
Aug. 1, 1997 at Detroit	Moehler	

MANNY LEE

DATES OF HOME RUNS	PITCHER	SPAN OF DROUGHT
June 17, 1990 at New York	Lapointe	245 Games, 804 At-Bats
May 6, 1992 at Seattle	Acker	

GARTH IORG

DATES OF HOME RUNS	PITCHER	SPAN OF DROUGHT
Aug. 2, 1980 vs. California	Laroche	240 Games, 771 At-Bats
Sept. 28, 1982 vs. Minnesota	Viola	



LEADOFF HOME RUNS (TOR -139/OPP. - 120)

BLUE JAYS (139)

PLAYER	TIMES	LAST DATE	LAST TEAM	PLAYER	TIMES	LAST DATE	LAST TEAM
Devon White	22	6/20/1995	at MIL	Rick Bosetti	2	9/21/1978	NY Yankees
Shannon Stewart	15	11/7/2003	NY Yankees	Frank Catalanotto	2	7/9/2003	DET
Alex Rios	9	5/15/2007	BAL	Josh Donaldson	2	5/19/2015	LAA
Damaso Garcia	7	5/25/1986	at CLE	Curtis Granderson	2	7/27/2018	at CWS
Jose Cruz Jr.	7	4/9/2001	NY Yankees	Bo Bichette	2	9/5/2019	at TB
Reed Johnson	7	7/23/2007	MIN	Bob Bailor	1	4/27/1977	at CLE
Jose Bautista	6	6/28/2017	BAL	Alfredo Griffin	1	8/29/1979	OAK
Lloyd Mosbey	5	7/9/1989	at MIL	Rickey Henderson	1	1/9/1993	at OAK
Tony Fernandez	5	5/5/1990	DET	Alex Gonzalez	1	9/19/1995	at NYY
Frank Menechino	4	5/8/2004	CLE	Jacob Brumfield	1	6/13/1996	at CAL
Fred Lewis	4	7/17/2010	at BAL	Russ Adams	1	9/22/2004	at NYY
Jose Reyes	4	6/25/2014	NY Yankees	Brad Wilkerson	1	5/20/2008	LAA
Devon Travis	4	8/6/2016	at KC	Travis Snider	1	9/29/2010	NY Yankees
Marco Scutaro	3	4/30/2009	at KC	Yunel Escobar	1	6/15/2011	BAL
Brett Lawrie	3	5/2/2013	BOS	Rajai Davis	1	7/30/2012	SEA
Melky Cabrera	3	4/6/2014	NY Yankees	Ezequiel Carrera	1	7/30/2017	LAA
Eric Sogard	3	6/11/2019	at BAL	Norichika Aoki	1	8/22/2017	at TB
Teoscar Hernández	3	7/27/2020	at WAS	Steve Pearce	1	4/8/2018	at TEX
				Billy McKinney	1	9/25/2019	BAL
				Cavan Biggio	1	8/7/2020	at BOS

LEADING OFF

The most leadoff home runs in one season:

Six Times: Devon White (1991)

Five Times: Devon White (1992), Devon White (1993)

Four Times: Devon White (1994), Shannon Stewart (2000), Jose Cruz Jr. (2001), Frank Menechino (2004), Alex Rios (2006, 2007), Fred Lewis (2010), Jose Bautista (2016)

BLUE JAYS, HOME RUN ON FIRST PITCH OF GAME

***SINCE 1988 WHEN PITCH COUNTS BEGAN TO BE RECORDED**

Devon White	July 21, 1991 vs. TEX	Fred Lewis	July 17, 2010 vs. BAL
Devon White	May 24, 1993 vs. MIL	Brett Lawrie	July 22, 2012 vs. BOS
Devon White	May 12, 1995 vs. MIL	Jose Reyes	Aug. 6, 2013 vs. SEA
Jose Cruz Jr.	Aug. 19, 2001 vs. TEX	Jose Reyes	June 17, 2014 at NYY
Shannon Stewart	April 5, 2002 vs. MIN	Jose Reyes	June 25, 2014 vs. NYY
Alex Rios	April 13, 2007 vs. DET	Jose Bautista	Aug. 31, 2016 at BAL
Alex Rios	May 8, 2007 vs. BOS	Steve Pearce	April 8, 2018 at TEX
Jose Bautista	Sept. 29, 2009 vs. BOS		

HOMERING FROM BOTH SIDES – BLUE JAYS (SAME GAME)

Date	Batter	Pitcher	OPP	Cty	In	On	Date	Batter	Pitcher	OPP	Cty	In	On		
1	May 10/91	Roberto Alomar	Bobby Thigpen	CWS	TOR	9	0	6	July 28/14	Melky Cabrera	Clay Buchholz	BOS	BOS	1	1
			Scott Radinsky	CWS	TOR	11	0				Felix Doubront	BOS	BOS	6	2
2	June 1/92	Devon White	John Smiley	MIN	MIN	1	0	7	July 1/15	Justin Smoak	Rick Porcello	BOS	TOR	1	1
			Carl Willis	MIN	MIN	10	0				Robbie Ross	BOS	TOR	3	0
3	May 3/95	Roberto Alomar	Jim Abbott	CWS	TOR	3	0	8	July 7/17	Kendrys Morales	Sean Manaea	OAK	TOR	5	0
			Roberto Hernandez	CWS	TOR	9	0				Blake Treinen	OAK	TOR	9	0
4	Aug. 24/97	Jose Cruz Jr.	Ricky Bones	KC	KC	1	0	9	June 15/18	Yangervis Solarte	Gio Gonzalez	WAS	TOR	2	0
			Larry Casian	KC	KC	13	1				Justin Miller	WAS	TOR	7	1
5	Sept. 13/06	Gregg Zaun	Cha Seung Baek	SEA	SEA	2	0	10	July 13/18	Justin Smoak	Rick Porcello	BOS	BOS	3	0
			Jose Jimenez	SEA	SEA	4	3				Robby Scott	BOS	BOS	9	1



BLUE JAYS (105)

Player	Number	Last Date	Team
Adam Lind	4	9/20/2013	at BOS
Jesse Barfield	4	7/3/1988	OAK
Ernie Whitt	4	8/1/1984	KC
Ezequiel Carrera	3	4/18/2017	BOS
Colby Rasmus	3	9/6/2014	at BOS
Willie Greene	3	9/5/1999	at KC
Cliff Johnson	3	6/13/1986	DET
Otto Velez	3	7/4/1979	at DET
Rowdy Tellez	2	9/2/2019	at ATL
Danny Valencia	2	6/26/2015	TEX
Rod Barajas	2	8/26/2009	TB
Alex Rios	2	4/14/2008	at BAL
Matt Stairs	2	8/29/2007	at OAK
Eric Hinske	2	8/19/2005	at DET
Chris Gomez	2	9/11/2004	at TEX
Jose Cruz Jr	2	9/15/2002	TB
Kelly Gruber	2	6/13/1989	at MIL
Fred McGriff	2	5/23/1988	at MIL
Buck Martinez	2	6/14/1986	DET
Jeff Burroughs	2	9/25/1985	BOS
Rance Mulliniks	2	6/12/1985	at NYY
Willie Aikens	2	4/27/1985	at TEX
Doug Ault	2	8/7/1980	at CLE
Rico Carty	2	9/22/1979	NYN
Al Woods	2	4/21/1977	at NYY
Reese McGuire	1	9/29/2018	at TB
Justin Smoak	1	8/31/2018	at MIA
Kendrys Morales	1	6/24/2018	at LAA
Edwin Encarnacion	1	5/16/2015	at HOU
John Mayberry Jr.	1	9/14/2014	TB
Dioner Navarro	1	9/2/2014	at TB
Steve Tolson	1	7/5/2014	at OAK
Juan Francisco	1	6/20/2014	at CIN
Erik Kratz	1	3/31/2014	at TB
Mark DeRosa	1	5/6/2013	at TB
Yan Gomes	1	6/11/2012	WSH
Lyle Overbay	1	5/18/2008	at PHI
Gregg Zaun	1	4/10/2007	KC
Shea Hillenbrand	1	6/9/2006	DET
Reed Johnson	1	7/1/2005	at BOS
Orlando Hudson	1	5/30/2005	at SEA
Russ Adams	1	9/29/2004	at BAL
Darrin Fletcher	1	6/23/2002	at ARI
Tom Wilson	1	5/24/2002	CLE
Dave Burg	1	4/5/2002	MIN
Tony Fernandez	1	9/4/2001	NYN
Jacob Brumfield	1	6/8/1999	at NYM
Juan Samuel	1	6/22/1998	MON
Robert Perez	1	6/13/1997	at PHI
John Olerud	1	6/1/1996	KC
Charlie O'Brien	1	5/12/1996	BOS
Carlos Delgado	1	5/23/1995	KC
Michael Huff	1	5/30/1994	OAK
Darnell Coles	1	5/21/1993	MIN
Pat Borders	1	9/20/1991	at OAK
Lee Mazzilli	1	9/9/1989	at CLE
Nelson Liriano	1	5/5/1989	CAL
Cecil Fielder	1	9/4/1987	SEA
Juan Beniquez	1	7/24/1987	MIN
Garth Iorg	1	6/15/1986	DET
Rick Leach	1	6/14/1986	DET
George Bell	1	8/14/1984	at CLE
Mickey Klutts	1	4/29/1983	CWS
Willie Upshaw	1	4/24/1981	at NYY
Bob Davis	1	6/14/1980	at CLE
Roy Howell	1	5/6/1980	at CAL
Sam Ewing	1	7/1/1978	CLE
John Mayberry	1	6/26/1978	BAL
Doug Rader	1	8/24/1977	at SEA

PH HOME RUN LEADERS

The Blue Jays franchise has connected 105 times for pinch-hit home runs during regular season games...Jesse Barfield on April 24, 1982 vs. Boston at Exhibition Stadium hit the Blue Jays' first pinch-hit grand slam...Alvis Woods in Toronto's first ever game, on April 7, 1977 vs. the Chicago White Sox, hit the first pitch of his first Major League career at-bat for the Blue Jays' first pinch-hit home run...Ed Sprague has the only pinch-hit home run in the postseason, which came on Oct. 18, 1992, Game 2 of the World Series vs. Atlanta...On June 30, 1999 vs. the Orioles, Willie Greene became the 16th player in AL history to hit home runs in consecutive pinch-hit at-bats...In 2014, Colby Rasmus tied Willie Greene (1999) for the most PH-HR in a single season with three...The club record for most PH-HR in a single season is nine, recorded in 2014... The nine PH-HR rank T-2nd most in AL history (record is 11 by Baltimore in 1982) and the most by any AL club since California in 1987.



INSIDE-THE-PARK HOME RUNS (TOR – 30/OPP. – 36)

BLUE JAYS (30)

HR	DATE	D/N	BATTER	POS	BAT ORD	PITCHER	OPP	H/A	IN	ON	OUT
1	Aug. 21/77	D	Doug Rader	DH	5	Frank Tanana	CAL	A	5	0	2
2	July 9/79	N	Al Woods	LF	6	Lary Sorensen	MIL	H	2	0	0
3	Aug. 28/79	D	Alfredo Griffin	SS	1	Rick Langford	OAK	H	5	1	2
4	Sept. 17/80	N	Roy Howell	3B	3	Tim Lollar	NYG	A	10	1	2
5	April 25/81	D	Lloyd Moseby	CF	1	Bill Castro	NYG	A	9	1	2
6	June 7/82	N	Willie Upshaw	1B	3	John Denny	CLE	H	3	1	2
7	April 14/83	D	Willie Upshaw	1B	7	John Augustine	MIL	H	2	0	2
8	May 25/83	N	Jorge Orta	DH	4	Dan Petry	DET	H	4	0	0
9	May 30/83	N	Lloyd Moseby	CF	7	Dan Petry	DET	A	9	1	2
10	Sept. 14/83	N	Barry Bonnell	CF	5	Matt Young	SEA	A	2	0	0
11	June 6/84	N	George Bell	RF	6	Aurelio Lopez	DET	A	8	0	1
12	Aug. 10/84	N	Tony Fernandez	SS	9	Dennis Martinez	BAL	H	3	0	2
13	June 12/86	N	Kelly Gruber	2B	7	Bill Scherrer	DET	H	7	2	2
14	May 16/88	N	Kelly Gruber	3B	6	Jeff Bittiger	CWS	A	8	0	2
15	June 2/89	N	Junior Felix	RF	1	Bob Stanley	BOS	A	9	3	2
16	July 11/91	N	Rance Mulliniks	DH	5	Kevin Brown	TEX	H	8	0	2
17	June 1/92	N	Devon White	CF	1	Carl Willis	MIN	A	10	0	1
18	June 18/93	N	Roberto Alomar	2B	2	Tony Fossas	BOS	A	8	0	0
19	April 25/94	N	Paul Molitor	DH	3	David Cone	KC	A	1	0	2
20	June 17/95	D	Paul Molitor	CF	2	Kenny Rogers	TEX	H	5	0	2
21	July 28/98	N	Shannon Stewart	DF	3	Eric Gundersen	TEX	H	8	1	1
22	Sept. 7/98	D	Shannon Stewart	LF	3	Steve Karsay	CLE	H	3	2	2
23	Sept. 22/98	N	Tony Fernandez	3B	6	Mike Mussina	BAL	H	4	0	1
24	Aug. 6/99	N	Carlos Delgado	DH	5	Jeff Zimmerman	TEX	A	8	0	1
25	July 7/01	D	Cesar Izturis	2B	9	Guillermo Mota	MON	H	6	1	1
26	May 11/02	D	Raul Mondesi	RF	5	Barry Zito	OAK	A	6	0	2
27	July 17/02	N	Ken Huckaby	C	8	Jason Johnson	BAL	H	2	1	1
28	Sept. 13/03	D	Greg Myers	DH	5	Pat Hentgen	BAL	H	4	1	2
29	July 7/10	N	Jose Bautista	RF	3	Kevin Slowey	MIN	H	5	1	2
30	May 6/17	D	Ezequiel Carrera	LF	2	Jake Odorizzi	TB	A	1	0	1

OPPONENTS (36)

DATE	BATTER	TEAM	PITCHER	CITY	IN	ON	
1	May 5/77	Cecil Cooper	MIL	Jerry Garvin	TOR	5	1
2	July 23/77	Alan Bannister	CWS	Dave Lemanczyk	TOR	3	0
3	July 25/77	Ron LeFlore	DET	Mike Willis	DET	6	0
4	April 7/79	Arnos Otis	KC	Jim Clancy	KC	1	1
5	May 8/79	Ken Landreaux	MIN	Balor Moore	MIN	7	0
6	June 10/79	Jim Essian	OAK	Mike Willis	OAK	5	3
7	Aug. 15/80	George Brett	KC	Jesse Jefferson	KC	1	2
8	Aug. 20/80	Mike Cubbage	MIN	Jackson Todd	MIN	6	1
9	June 9/81	Wayne Northcote	CWS	Luis Leal	CWS	4	1
10	July 21/82	Willie Wilson	KC	Dale Murray	TOR	8	1
11	Sept. 30/82	Kent Hrbek	MIN	Luis Leal	TOR	1	1
12	May 25/83	Kirk Gibson	DET	Jim Gott	TOR	1	1
13	Sept. 27/83	Gary Pettis	CAL	Luis Leal	CAL	2	0
14	July 4/84	Rob Picciolo	CAL	Dave Stieb	TOR	3	0
15	Oct. 2/85	Kirk Gibson	DET	Dave Stieb	DET	6	0
16	June 29/87	Ron Kittle	NYA	John Cerutti	TOR	1	1
17	April 7/88	Kurt Stillwell	KC	Jim Clancy	KC	6	1
18	May 27/88	Ivan Calderon	CWS	Mike Flanagan	TOR	7	0
19	Sept. 4/88	Jim Sundberg	TEX	Frank Willis	TOR	4	0
20	July 17/93	Brian McRae	KC	Danny Cox	TOR	9	1
21	July 21/94	Rusty Greer	TEX	Pat Hentgen	TOR	2	0
22	May 24/97	Darin Erstad	ANA	Woody Williams	TOR	3	0
23	July 26/98	Nomar Garciaparra	BOS	Pat Hentgen	BOS	7	2
24	June 20/03	Eddy Chavez	MON	Jeff Tam	MON	8	0
25	Aug. 26/03	Kevin Millar	BOS	Aquilino Lopez	BOS	9	0
26	April 6/05	Carl Crawford	TB	Josh Towers	TB	3	0
27	July 5/05	Bobby Crosby	OAK	Pete Walker	TOR	6	1
28	June 19/08	Prince Fielder	MIL	A.J. Burnett	MIL	5	0
29	July 4/10	Brett Gardner	NYG	Brandon Morrow	NYG	6	1
30	June 6/11	Drew Stubbs	CIN	Jo-Jo Reyes	CIN	6	0
31	Sept. 25/11	Ben Zobrist	TB	Brett Cecil	TB	1	0
32	Aug. 2/14	Jon Singleton	HOU	Brett Cecil	HOU	8	1
33	June 25/16	Brett Lawrie	CWS	RA Dickey	CWS	2	0
34	Aug. 19/16	Tyler Naquin	CLE	Roberto Osuna	CLE	9	0
35	June 21/17	Joey Gallo	TEX	Joe Biagini	TEX	5	0
36	May 28/19	Avisail Garcia	TB	Clayton Richard	TB	3	0

BIOGRAPHIES

LAST SEASON

HISTORY

RECORDS

OPPONENTS

PLAYER DEV.

MEDIA & MISC.



EXTRA-INNING HOME RUNS (TOR – 125/OPP. – 126)

BLUE JAYS (122)

PLAYER	TIMES	LAST DATE	OPP.	PLAYER	TIMES	LAST DATE	OPP.
George Bell	6	6/22/90	NY Yankees	Lloyd Moseby	1	5/10/86	at SEA
Ernie Whitt	5	9/5/88	at DET	Cecil Fielder	1	8/4/87	SEA
Jesse Barfield	4	6/6/87	BAL	Tony Fernandez	1	7/3/88	OAK
Jose Cruz Jr.	4	8/11/01	at ANA	Junior Felix	1	6/4/89	at BOS
Jose Bautista	4	4/21/17	at LAA	Mark Whitten	1	4/12/91	MIL
Otto Velez	3	5/4/80	CLE	Roberto Alomar	1	5/10/91	CWS
Fred McGriff	3	5/25/90	at SEA	Pat Borders	1	9/24/91	at CAL
Alex S. Gonzalez	3	7/25/01	at BOS	Rob Ducey	1	10/6/91	at MIN
Vernon Wells	3	7/20/06	NY Yankees	Devon White	1	6/1/92	at MIN
Aaron Hill	3	5/27/09	at BAL	Carlos Delgado	1	8/20/96	at KC
Edwin Encarnacion	3	6/10/16	BAL	Kevin Brown	1	8/15/98	ANA
Cliff Johnson	2	6/21/86	NY Yankees	Raul Mondesi	1	9/24/01	at CLE
John Olerud	2	9/17/92	CLE	Josh Phelps	1	4/5/03	at MIN
Ed Sprague	2	8/3/95	at BAL	Reed Johnson	1	6/15/03	CHC
Joe Carter	2	6/1/96	KC	Shea Hillenbrand	1	5/27/06	CWS
Jose Canseco	2	6/10/98	at FLA	Alex Gonzalez	1	5/7/10	at CWS
Tony Batista	2	7/26/99	at CWS	Yunel Escobar	1	4/4/11	OAK
Darrin Fletcher	2	6/1/02	at DET	John McDonald	1	4/22/11	TB
Eric Hinske	2	6/29/02	at MTL	Corey Patterson	1	5/28/11	CWS
Alex Rios	2	5/26/07	at MIN	Brett Lawrie	1	9/5/11	BOS
Gregg Zaun	2	9/6/08	TB	J.P. Arencibia	1	4/5/12	at CLE
Lyle Overbay	2	9/25/10	BAL	Mark DeRosa	1	6/2/13	at SD
Adam Lind	2	6/14/11	BAL	Colby Rasmus	1	9/4/14	at TB
Brett Lawrie	2	5/11/12	TEX	Russell Martin	1	6/13/15	at BOS
Josh Donaldson	2	6/7/17	at OAK	Chris Colabello	1	6/24/15	at TB
Justin Smoak	2	6/7/17	at OAK	Ryan Goins	1	9/1/15	CLE
Kevin Pillar	2	9/7/18	CLE	Steve Pearce	1	7/27/17	OAK
Teoscar Hernández	2	9/3/20	at BOS	Curtis Granderson	1	4/24/18	BOS
Doug Rader	1	7/13/77	at CWS	Yanervis Solarte	1	5/3/18 (1)	at CLE
Bob Bailor	1	7/15/77	DET	Luke Maile	1	5/11/18	BOS
Dave McKay	1	8/26/78	MIN	Kendrys Morales	1	6/24/18	at LAA
Craig Kusick	1	8/31/79	SEA	Brandon Drury	1	4/28/19	OAK
Roy Howell	1	9/17/80	at NYY	Rowdy Tellez	1	4/28/19	OAK
Steve Braun	1	9/19/80	at BAL	Billy McKinney	1	6/20/19	LAA
John Mayberry	1	4/25/82	BOS	Bo Bichette	1	9/13/19	NY Yankees
Barry Bonnell	1	8/25/83	at BAL	Anthony Alford	1	9/23/19	BAL
Willie Upshaw	1	5/10/84	at BAL	Randal Grichuk	1	8/28/20	BAL
Buck Martinez	1	6/6/85	DET	Lourdes Gurriel Jr.	1	9/3/20	at BOS
Rance Mulliniks	1	6/12/85	at NYY				
Damaso Garcia	1	7/29/85	at BAL				
Garth Iorg	1	8/11/85	at KC				
Al Oliver	1	8/11/85	at KC				

INNING	# HIT
10	65
11	29
12	15
13	9
14	4
15	2
16	1

FIRST MAJOR LEAGUE HIT AS A HOME RUN

There have been nine Blue Jays to have record a home run for their first Major League hit...They are as follows:

Devon Travis	— April 6, 2015 at NYY
J.P. Arencibia	— Aug. 7, 2010 vs. TB
Ryan Roberts	— Aug. 3, 2006 at NYY
Mark Hendrickson (pitcher)	— June 21, 2003 at MON
Junior Felix	— May 4, 1989 vs. CAL
Kelly Gruber	— Sept. 25, 1984 at BOS
Anthony Johnson	— May 24, 1982 vs. BAL
Steve Staggs	— July 1, 1977 vs. TEX
Al Woods	— April 7, 1977 vs. CWS

HOME RUNS, FIRST MAJOR LEAGUE AT-BAT

When **AL WOODS** batted for Steve Bowling in the 5th inning on Apr. 7, 1977, he became the 11th player in Major League history to hit a home run as a pinch-hitter in his first at-bat.

JUNIOR FELIX became the 11th Major League player to homer on his first big-league pitch on May 4, 1989 vs. California's Kirk McCaskill (solo).

J.P. ARENCIBIA became the 3rd Blue Jay to homer in his first MLB plate appearance and 2nd to do so on the first pitch, on Aug. 7, 2010, off Tampa Bay's James Shields (2R)...Became the 5th player in MLB history to hit two homers in his first game and was the first catcher to do so.



WALK-OFF HOME RUNS (TOR – 87/OPP. – 99)

The Toronto Blue Jays have recorded 86 total walk-off home runs in franchise history...On July 30, 2017 vs. LAA, Steve Pearce capped a dramatic 9th-inning comeback with a walk-off grand slam as the Blue Jays overcame a 10-4 deficit to earn an 11-10 victory...Pearce hit a walk-off grand slam three days earlier in the Jays' 8-4 win in 10 innings against OAK...That is the shortest span between walk-off grand slams by any player in Major League history, the previous shortest being 100 days by the Mariners' Jim Presley in 1986...Pearce, Presley, and Cy Williams for the 1926 Phillies are the only players to have hit two walk-off grand slams in the same season (*courtesy of Elias*)...There have been four walk-off grand slams in team history (Steve Pearce – 2x: 7/30/17 vs. LAA and 7/27/17 vs. OAK; Gregg Zaun – 9/6/08 vs. TB, 13th inning; George Bell – 9/4/88 vs. TEX, 9th inning)...On June 15, 2003 vs. CHC, Reed Johnson hit a leadoff home run and ended the game in the 10th inning with a walk-off blast, becoming then just the 4th player in MLB history to accomplish that feat...The most walk-off home runs hit in a single season by Toronto is six, accomplished in 2011 and again in 2019...In 2015, Josh Donaldson set an in club record with three walk-off home runs...Cecil Fielder is the only Blue Jay to hit a pinch-hit walk-off home run, which he accomplished on Sept. 4, 1987 vs. SEA (10th inning-solo HR).

WALK-OFF HR (87)

PLAYER	TIMES	LAST DATE	OPP.	PLAYER	TIMES	LAST DATE	OPP.
Edwin Encarnacion	4	6/10/16	BAL	Randal Grichuk	1	8/27/20	BAL
Justin Smoak	3	9/20/18	TB	Anthony Alford	1	9/23/19	BAL
Josh Donaldson	3	9/27/15	TB	Bo Bichette	1	9/13/19	NYG
Adam Lind	3	6/14/11	BAL	Teoscar Hernandez	1	7/27/19	TB
Vernon Wells	3	7/20/06	NYG	Danny Jansen	1	6/29/19	KC
Carlos Delgado	3	7/8/04	SEA	Billy McKinney	1	6/20/19	LAA
Joe Carter	3	7/25/96	OAK	Brandon Drury	1	4/26/19	OAK
George Bell	3	5/28/89	CWS	Luke Maile	1	5/11/18	BOS
Jesse Barfield	3	6/6/87	BAL	Curtis Granderson	1	4/24/18	BOS
Kevin Pillar	2	9/7/18	CLE	Ryan Goins	1	9/1/15	CLE
Steve Pearce	2	7/30/17	LAA	Corey Patterson	1	5/28/11	CWS
Kendrys Morales	2	7/26/17	OAK	John McDonald	1	4/22/11	TB
Brett Lawrie	2	5/1/12	TEX	Yunel Escobar	1	4/5/11	OAK
Lyle Overbay	2	9/25/10	BAL	Gregg Zaun	1	9/6/08	TB
Reed Johnson	2	5/24/05	BOS	Aaron Hill	1	9/15/06	TB
Eric Hinske	2	7/14/02	BOS	Shea Hillenbrand	1	5/27/06	CWS
Jose Cruz Jr.	2	8/14/01	OAK	Orlando Hudson	1	8/10/05	DET
Tony Batista	2	4/3/00	KC	Darrin Fletcher	1	6/30/99	BAL
Ernie Whitt	2	8/17/86	TEX	Mike Stanley	1	5/14/98	ANA
Buck Martinez	2	6/14/86	DET	Jose Canseco	1	5/12/98	OAK
Lloyd Moseby	2	4/19/83	CLE	Jacob Brumfield	1	6/25/99	SEA
Otto Velez	2	5/4/80 (G1)	CLE	Roberto Alomar	1	5/2/95	CWS
				William Canate	1	7/18/93	KC
				John Olerud	1	9/17/92	CLE
				Mark Whitten	1	4/12/91	MIL
				Kelly Gruber	1	9/15/90	BAL
				Cecil Fielder	1	9/4/87	SEA
				Damaso Garcia	1	6/27/82	MIN
				Rick Bosetti	1	4/17/80	MIL
				Craig Kusick	1	8/31/79	SEA
				Roy Howell	1	5/26/79	BOS
				Dave McKay	1	8/26/78	MIN
				Bob Bailor	1	7/15/77	DET

1

BIographies

LAST SEASON

HISTORY

RECORDS

OPPONENTS

PLAYER DEV.

MEDIA & MISC.



GRAND SLAM HOME RUNS (TOR – 160/OPP. – 166)

LEADERS

CAREER RECORD

Carlos Delgado	9
George Bell	7
Edwin Encarnacion	6
Vernon Wells	5
Joe Carter	4
Darrin Fletcher	4

SEASON RECORD

Carlos Delgado	3	1997
Darrin Fletcher	3	2000
Edwin Encarnacion	3	2015
Roy Howell	2	1979
George Bell	2	1985
George Bell	2	1987
Jesse Barfield	2	1988
Ed Sprague	2	1995
Joe Carter	2	1997
Carlos Delgado	2	1998
Tony Batista	2	2000
Carlos Delgado	2	2000
Brad Fullmer	2	2001
Raul Mondesi	2	2001
Carlos Delgado	2	2003
Vernon Wells	2	2003
Josh Phelps	2	2004
Vernon Wells	2	2006
Frank Thomas	2	2007
Jose Bautista	2	2010
Adam Lind	2	2011
Edwin Encarnacion	2	2013
Josh Donaldson	2	2016
Steve Pearce	2	2017
Ryan Goins	2	2017
Curtis Granderson	2	2018
Justin Smoak	2	2018
Vladimir Guerrero Jr.	2	2019
Rowdy Tellez	2	2019

SINGLE SEASON

9	2000
8	1989
8	2019
7	1997
7	2006
7	2008
7	2017
7	2018



BIOGRAPHIES

LAST SEASON

HISTORY

RECORDS

OPPONENTS

PLAYER DEV.

MEDIA & MISC.



FIRST HOME RUN AS A BLUE JAY TO BE A GRAND SLAM

Rick Bosetti	May 7, 1978 vs. SEA	Joe Inglett	June 19, 2008 vs. MIL
Glenallen Hill	Sept. 1, 1989 vs. MIN	Kevin Millar	April 16, 2009 vs. MIN
Dick Schofield	May 28, 1994 vs. CAL	Yunel Escobar	July 18, 2010 vs. BAL
Chris Gomez	April 22, 2004 vs. BOS	Kendrys Morales	April 6, 2017 vs. TB
Frank Thomas	April 7, 2007 vs. TB		

YOUNGEST BLUE JAYS TO HIT A GRAND SLAM, ALL-TIME

Vladimir Guerrero Jr.	July 20, 2019 at DET	Anthony Gose	Sept. 10, 2013 vs. LAA
20 years, 126 days		23 years, 31 days	
Vladimir Guerrero Jr.	July 30, 2019 at KC	Rowdy Tellez	April 23, 2019 vs. SF
20 years, 136 days		24 years, 38 days	
Brett Lawrie	Aug. 10, 2011 vs. OAK	Devon Travis	May 3, 2015 at CLE
21 years, 204 days		24 years, 71 days	
Junior Felix	June 2, 1989 vs. BOS	Rowdy Tellez	June 12, 2019 at BAL
21 years, 242 days		24 years, 88 days	
Jesse Barfield	April 24, 1982 vs. BOS	Vernon Wells	April 9, 2003 vs. BOS
22 years, 177 days		24 years, 122 days	

GRAND SLAM RECORD

BLUE JAYS (160)

PLAYER	TIMES	LAST	TEAM	PLAYER	TIMES	LAST	TEAM
Carlos Delgado	9	9/28/2003	CLE	Danny Jansen	1	9/7/2020	NY Yankees
George Bell	7	4/11/1990	TEX	Randal Grichuk	1	9/18/2019	at BAL
Edwin Encarnacion	6	8/29/2015	DET	Brandon Drury	1	8/12/2019	TEX
Vernon Wells	5	8/13/2008	at DET	Cavan Biggio	1	6/29/2019	KC
Darrin Fletcher	4	5/26/2000	at DET	Freddy Galvis	1	6/24/2019	at NYY
Joe Carter	4	7/23/1997	MIL	Yanervis Solarte	1	5/3/2018 (G1)	at CLE
Justin Smoak	3	8/31/2018	at MIA	Kendrys Morales	1	4/6/2017	at TB
Devon Travis	3	7/11/2018	at ATL	Anthony Gose	1	9/10/2013	LAA
Josh Donaldson	3	4/9/2018	at BAL	Aaron Hill	1	5/29/2011	CWS
Jose Bautista	3	8/5/2015	MIN	Yunel Escobar	1	7/18/2010	at BAL
Adam Lind	3	8/13/2011	LAA	Kevin Millar	1	4/16/2009	at MIN
Gregg Zaun	3	9/6/2008	TB	Joe Inglett	1	6/19/2008	at MIN
Frank Thomas	3	4/6/2008	BOS	Brad Wilkerson	1	5/24/2008	KC
Tony Fernandez	3	9/9/2001	NY Yankees	Russ Adams	1	9/19/2007	BOS
Brad Fulmer	3	7/6/2001	MTL	Bengie Molina	1	8/27/2006	at KC
Tony Batista	3	7/3/2000	at BAL	Troy Glaus	1	7/29/2006	OAK
Ed Sprague	3	7/3/1996	BAL	John McDonald	1	7/25/2006	at SEA
Lloyd Moseby	3	7/22/1989	at SEA	Lyle Overbay	1	5/10/2006	OAK
Ernie Whitt	3	6/4/1989	at BOS	Reed Johnson	1	7/1/2005	at BOS
Jesse Barfield	3	9/13/1988	DET	Gabe Gross	1	9/5/2004	OAK
Vladimir Guerrero Jr.	2	7/30/2019	at KC	Chris Woodward	1	8/20/2004	at BAL
Rowdy Tellez	2	6/12/2019	at BAL	Chris Gomez	1	4/22/2004	BOS
Curtis Granderson	2	8/15/2018	at KC	Eric Hinske	1	7/4/2003	at BAL
Ryan Goins	2	9/22/2017	NY Yankees	Jose Cruz Jr.	1	10/5/2001	CLE
Steve Pearce	2	7/30/2017	LAA	Marty Cordova	1	7/16/2000	NY Yankees
Troy Tulowitzki	2	5/29/2017	CIN	Jose Canseco	1	7/19/1998	NY Yankees
Colby Rasmus	2	5/4/2014	at PIT	Benito Santiago	1	8/11/1997	DET
Brett Lawrie	2	4/15/2014	at MIN	Charlie O'Brien	1	5/14/1997	at DET
J.P. Arencibia	2	9/14/2012	at BAL	Devon White	1	8/25/1995	CWS
Rod Barajas	2	8/24/2009	TB	Paul Molitor	1	7/5/1994	at MIN
Matt Stairs	2	5/14/2008	MIN	Dick Schofield	1	5/28/1994	CAL
Josh Phelps	2	7/7/2004	SEA	Roberto Alomar	1	8/29/1993	at SEA
Raul Mondesi	2	6/29/2001	BOS	Dave Winfield	1	5/7/1992	at SEA
Shawn Green	2	7/19/1999	ATL	Fred McGriff	1	7/21/1989	at SEA
John Olerud	2	5/27/1996	CWS	Pat Borders	1	7/7/1989	at DET
Kelly Gruber	2	9/1/1992	CWS	Junior Felix	1	6/2/1989	at BOS
Glenallen Hill	2	8/14/1990	at CWS	Rance Mulliniks	1	5/2/1989	OAK
Willie Upshaw	2	6/23/1987	at DET	Buck Martinez	1	6/5/1983	at BAL
Barry Bonnell	2	5/1/1983	CWS	Otto Velez	1	5/4/1980	CLE
Rico Carty	2	9/7/1979	at CLE	Rick Bosetti	1	5/7/1978	at SEA
Roy Howell	2	8/27/1979	OAK	Hector Torres	1	6/27/1977	NY Yankees



POSTSEASON AND ALL-STAR HOMERS

BLUE JAYS (58 POSTSEASON)

WORLD SERIES

DATE	BATTER	PITCHER	OPP	CITY	IN	ON	DATE	BATTER	PITCHER	OPP	CITY	IN	ON
1 Oct. 17/92	Joe Carter	Tom Glavine	ATL	ATL	4	0	7 Oct. 16/93	Devon White	Curt Schilling	PHI	TOR	5	0
2 Oct. 18/92	Ed Sprague	Jeff Reardon	ATL	ATL	9	1	8 Oct. 16/93	John Olerud	Curt Schilling	PHI	TOR	6	0
3 Oct. 20/92	Joe Carter	Steve Avery	ATL	TOR	4	0	9 Oct. 17/93	Joe Carter	Terry Mulholland	PHI	TOR	4	1
4 Oct. 20/92	Kelly Gruber	Steve Avery	ATL	TOR	8	0	10 Oct. 19/93	Paul Molitor	Danny Jackson	PHI	PHI	3	0
5 Oct. 21/92	Pat Borders	Tom Glavine	ATL	TOR	3	0	11 Oct. 23/93	Paul Molitor	Terry Mulholland	PHI	TOR	5	0
6 Oct. 24/92	Candy Maldonado	Steve Avery	ATL	ATL	4	0	12 Oct. 23/93	Joe Carter	Mitch Williams	PHI	TOR	9	2

LEAGUE CHAMPIONSHIP SERIES

DATE	BATTER	PITCHER	OPP	CITY	IN	ON	DATE	BATTER	PITCHER	OPP	CITY	IN	ON
1 Oct. 11/85	Rance Mulliniks	Bret Saberhagen	KC	KCA	5	1	14 Oct. 12/92	Dave Winfield	Dave Stewart	OAK	OAK	4	0
2 Oct. 11/85	Jesse Barfield	Bret Saberhagen	KC	KCA	5	1	15 Oct. 14/92	Joe Carter	Mike Moore	OAK	TOR	1	1
3 Oct. 03/89	Ernie Whitt	Dave Stewart	OAK	OAK	4	0	16 Oct. 14/92	Candy Maldonado	Mike Moore	OAK	TOR	3	2
4 Oct. 08/89	Lloyd Moseby	Dave Stewart	OAK	TOR	8	0	17 Oct. 05/93	Paul Molitor	Jack McDowell	CWS	CWS	7	1
5 Oct. 08/89	George Bell	Dave Stewart	OAK	TOR	9	0	18 Oct. 12/93	Devon White	Scott Radinsky	CWS	CWS	9	0
6 Oct. 11/91	Joe Carter	Scott Erickson	MIN	TOR	1	0	19 Oct. 19/15	Troy Tulowitzki	Johnny Cueto	KC	TOR	3	2
7 Oct. 07/92	Pat Borders	Dave Stewart	OAK	TOR	5	0	20 Oct. 19/15	Josh Donaldson	Kris Medlen	KC	TOR	3	1
8 Oct. 07/92	Dave Winfield	Dave Stewart	OAK	TOR	6	0	21 Oct. 19/15	Ryan Goins	Kris Medlen	KC	TOR	5	0
9 Oct. 08/92	Kelly Gruber	Mike Moore	OAK	TOR	5	1	22 Oct. 21/15	Chris Colabello	Edinson Volquez	KC	TOR	2	0
10 Oct. 10/92	Roberto Alomar	Ron Darling	OAK	OAK	4	0	23 Oct. 23/15	Jose Bautista	Yordano Ventura	KC	KC	4	0
11 Oct. 10/92	Candy Maldonado	Ron Darling	OAK	OAK	5	0	24 Oct. 23/15	Jose Bautista	Ryan Madson	KC	KC	8	1
12 Oct. 11/92	John Olerud	Bob Welch	OAK	OAK	2	0	25 Oct. 17/16	Michael Saunders	Dan Otero	CLE	TOR	2	0
13 Oct. 11/92	Roberto Alomar	Dennis Eckersley	OAK	OAK	9	1	26 Oct. 18/15	Josh Donaldson	Corey Kluber	CLE	TOR	3	0

LEAGUE DIVISION SERIES

DATE	BATTER	PITCHER	OPP	CITY	IN	ON	DATE	BATTER	PITCHER	OPP	CITY	IN	ON
1 Oct. 8/15	Jose Bautista	Keone Kela	TEX	TOR	6	0	9 Oct. 6/16	Jose Bautista	Jake Diekman	TEX	TEX	9	2
2 Oct. 9/15	Josh Donaldson	Cole Hamels	TEX	TOR	1	0	10 Oct. 6/16	Melvin Upton	Cole Hamels	TEX	TEX	4	0
3 Oct. 11/15	Troy Tulowitzki	Chi Chi Gonzalez	TEX	TEX	6	2	11 Oct. 7/16	Troy Tulowitzki	Yu Darvish	TEX	TEX	2	1
4 Oct. 12/15	Josh Donaldson	Derek Holland	TEX	TEX	1	1	12 Oct. 7/16	Kevin Pillar	Yu Darvish	TEX	TEX	5	0
5 Oct. 12/15	Chris Colabello	Derek Holland	TEX	TEX	1	0	13 Oct. 7/16	Ezequiel Carrera	Yu Darvish	TEX	TEX	5	0
6 Oct. 12/15	Kevin Pillar	Derek Holland	TEX	TEX	2	0	14 Oct. 7/16	Edwin Encarnacion	Yu Darvish	TEX	TEX	5	0
7 Oct. 14/15	Edwin Encarnacion	Cole Hamels	TEX	TOR	6	0	15 Oct. 9/16	Edwin Encarnacion	Colby Lewis	TEX	TOR	1	1
8 Oct. 14/15	Jose Bautista	Sam Dyson	TEX	TOR	7	3	16 Oct. 9/16	Russell Martin	Colby Lewis	TEX	TOR	1	0

WILD CARD

DATE	BATTER	PITCHER	OPP	CITY	IN	ON	DATE	BATTER	PITCHER	OPP	CITY	IN	ON
1 Oct. 4/16	Jose Bautista	Chris Tillman	BAL	TOR	2	0	3 Sept. 30/20	Danny Jansen	Tyler Glasnow	TB	TB	3	0
2 Oct. 4/16	Edwin Encarnacion	Ubaldo Jimenez	BAL	TOR	11	2	4 Sept. 30/20	Danny Jansen	Tyler Glasnow	TB	TB	5	0

ALL-STAR GAME

DATE	BATTER	PITCHER	PTM	CITY	IN	ON
1 July 13/93	Roberto Alomar	Andy Benes	SDN	BAL	3	0

FIRST TO 100 HOME RUNS

In 2014, the Blue Jays became the first team in the Majors to reach 100 home runs in a season for the 3rd time in franchise history.

Year	Game	Date	Opponent
1990	75	June 28	Boston
2010	65	June 14	San Diego
2014	76	June 21	Cincinnati

BIographies

LAST SEASON

HISTORY

RECORDS

OPPONENTS

PLAYER DEV.

MEDIA & MISC.



OPPONENTS (58 POSTSEASON)

WORLD SERIES

DATE	BATTER	TM	PITCHER	CITY	IN ON	DATE	BATTER	TM	PITCHER	CITY	IN ON
1 Oct. 17/92	Damon Berryhill	ATL	Jack Morris	ATL	6 2	6 Oct. 19/93	Milt Thompson	PHI	Duane Ward	PHI	9 0
2 Oct. 22/92	David Justice	ATL	Jack Morris	TOR	4 0	7 Oct. 20/93	Lenny Dykstra	PHI	Todd Stottlemire	PHI	2 1
3 Oct. 22/92	Lonnie Smith	ATL	Jack Morris	TOR	5 3	8 Oct. 20/93	Lenny Dykstra	PHI	Al Leiter	PHI	5 1
4 Oct. 17/93	Jim Eisenreich	PHI	Dave Stewart	TOR	3 2	9 Oct. 20/93	Darren Daulton	PHI	Al Leiter	PHI	5 1
5 Oct. 17/93	Lenny Dykstra	PHI	Tony Castillo	TOR	7 0	10 Oct. 23/93	Lenny Dykstra	PHI	Dave Stewart	TOR	7 2

LEAGUE CHAMPIONSHIP SERIES

DATE	BATTER	TM	PITCHER	CITY	IN ON	DATE	BATTER	TM	PITCHER	CITY	IN ON
1 Oct. 09/85	Willie Wilson	KC	Jimmy Key	TOR	3 1	21 Oct. 12/92	Ruben Sierra	OAK	David Cone	OAK	1 1
2 Oct. 09/85	Pat Sheridan	KC	Tom Henke	TOR	9 0	22 Oct. 09/93	Lance Johnson	CWS	Todd Stottlemire	TOR	2 1
3 Oct. 11/85	George Brett	KC	Doyle Alexander	KC	1 0	23 Oct. 09/93	Frank Thomas	CWS	Todd Stottlemire	TOR	6 0
4 Oct. 11/85	Jim Sundberg	KC	Doyle Alexander	KC	5 0	24 Oct. 10/93	Ellis Burks	CWS	Juan Guzman	TOR	5 0
5 Oct. 11/85	George Brett	KC	Doyle Alexander	KC	6 1	25 Oct. 10/93	Robin Ventura	CWS	Duane Ward	TOR	9 1
6 Oct. 15/85	George Brett	KC	Doyle Alexander	TOR	5 0	26 Oct. 12/93	Warren Newson	CWS	Duane Ward	CHA	9 0
7 Oct. 16/85	Pat Sheridan	KC	Dave Stieb	TOR	4 0	27 Oct. 16/15	Salvador Perez	KC	Marco Estrada	KC	4 0
8 Oct. 03/89	Dave Henderson	OAK	Dave Stieb	OAK	2 0	28 Oct. 19/15	Kendrys Morales	KC	Roberto Osuna	KC	9 1
9 Oct. 03/89	Mark McGwire	OAK	Dave Stieb	OAK	6 0	29 Oct. 20/15	Ben Zobrist	KC	R.A. Dickey	TOR	1 1
10 Oct. 04/89	Dave Parker	OAK	Todd Stottlemire	OAK	6 0	30 Oct. 20/15	Alex Rios	KC	R.A. Dickey	TOR	2 0
11 Oct. 06/89	Dave Parker	OAK	Jimmy Key	TOR	4 0	31 Oct. 21/15	Salvador Perez	KC	Marco Estrada	TOR	8 0
12 Oct. 07/89	Rickey Henderson	OAK	Mike Flanagan	TOR	3 1	32 Oct. 23/15	Ben Zobrist	KC	David Price	KC	1 0
13 Oct. 07/89	Jose Canseco	OAK	Mike Flanagan	TOR	3 0	33 Oct. 23/15	Mike Moustakas	KC	David Price	KC	2 0
14 Oct. 07/89	Rickey Henderson	OAK	Mike Flanagan	TOR	5 1	34 Oct. 14/16	Francisco Lindor	CLE	Marco Estrada	CLE	6 1
15 Oct. 11/91	Mike Pagliarulo	MIN	Mike Timlin	TOR	10 0	35 Oct. 15/16	Carlos Santana	CLE	JA Happ	CLE	2 0
16 Oct. 12/91	Kirby Puckett	MIN	Todd Stottlemire	TOR	4 0	36 Oct. 17/16	Mike Napoli	CLE	Marcus Stroman	TOR	4 0
17 Oct. 13/91	Kirby Puckett	MIN	Tom Candiotti	TOR	1 0	37 Oct. 17/16	Jason Kipnis	CLE	Marcus Stroman	TOR	6 0
18 Oct. 07/92	Mark McGwire	OAK	Jack Morris	TOR	2 1	38 Oct. 17/16	Carlos Santana	CLE	Marco Estrada	TOR	3 0
19 Oct. 07/92	Terry Steinbach	OAK	Jack Morris	TOR	2 0	39 Oct. 17/16	Coco Crisp	CLE	Marco Estrada	TOR	4 0
20 Oct. 07/92	Harold Baines	OAK	Jack Morris	TOR	9 0						

LEAGUE DIVISION SERIES

DATE	BATTER	TM	PITCHER	CITY	IN ON	DATE	BATTER	TM	PITCHER	CITY	IN ON
1 Oct. 08/15	Robinson Chirinos	TEX	David Price	TOR	5 1	4 Oct. 9/16	Elvis Andrus	TEX	Aaron Sanchez	TOR	3 0
2 Oct. 08/15	Rougned Odor	TEX	David Price	TOR	7 0	5 Oct. 9/16	Rougned Odor	TEX	Aaron Sanchez	TOR	4 1
3 Oct. 08/15	Shin-Soo Choo	TEX	Marcus Stroman	TOR	3 0						

WILD CARD

DATE	BATTER	TM	PITCHER	CITY	IN ON	DATE	BATTER	TM	PITCHER	CITY	IN ON
1 Oct. 4/16	Mark Trumbo	BAL	Marcus Stroman	TOR	4 1	3 Sept. 30/20	Mike Zunino	TB	Hyun Jin Ryu	TB	2 1
2 Sept. 29/20	Manuel Margot	TB	A.J. Cole	TB	7 1	4 Sept. 30/20	Hunter Rentfro	TB	Hyun Jin Ryu	TB	2 3

ALL-STAR GAME

DATE	BATTER	TM	PITCHER	CITY	IN ON
1 July 10/84	Gary Carter	MON	Dave Stieb	SF	2 0
1 July 17/18	Joey Votto	CIN	J.A. Happ	MIA	10 0





OPPONENTS

HYUN JIN RYU

OPPONENTS

LEADING OPPONENTS VS. BLUE JAYS

	2020	Record
Batting Average (30 AB)	.390 DJ LeMahieu, NYY	.541 Vladimir Guerrero, TEX-2010
Most Hits	16 DJ LeMahieu, NYY	34 Jacoby Ellsbury, BOS-2011
Most Doubles	5 Willy Adames, TB Anthony Santander, BAL	11 Mike Lowell, BOS-2006
Most Home Runs	5 DJ LeMahieu, NYY Luke Voit, NYY	10 Aaron Judge, NYY-2017
Most RBI	11 Luke Voit, NYY	28 Rafael Devers, BOS-2019
Most Times Striking Out	13 Rafael Devers, BOS Christian Vazquez, BOS	33 Chris Davis, BAL-2017
Most Walks	13 Aaron Hicks, BOS	19 Mickey Tettleton, DET-1992 Jason Giambi, NYY-2003 Alex Rodriguez, NYY-2005
Most Stolen Bases	3 Roman Quinn, PHI	13 Rickey Henderson, NYY-1988
Most Wins	2 Three Players	4 19 players, last: David Price, BOS and Luis Severino, NYY-2018
Most Losses	3 Cole Sulser, BAL	4 6 players, last: Chris Tillman, BAL-2015
Most Appearances	7 Aaron Loup, TB	14 Alan Embree, BOS-NYY-2005
Most Complete Games	1 Zach Eflin, PHI (7.0 IP)	4 Mike Flanagan, BAL-1978 Mike Norris, OAK-1980
Most Saves	2 Matt Barnes, BOS	9 Craig Kimbrel, BOS-2018
Most Innings Pitched	14.2 Ryan Yarbrough, TB	42.1 Jon Lester, BOS-2013
Most Hits Allowed	16 Alex Cobb, BAL Ryan Yarbrough, TB	43 Mike Flanagan, BAL-1978
Most Earned Runs Allowed	11 Jorge Lopez, BAL	33 Chris Tillman, BAL-2015
Most Home Runs Allowed	4 Anibal Sanchez, WAS	10 Chris Tillman, BAL-2015
Most Strikeouts	15 Gerrit Cole, NYY	46 Hideo Nomo, BOS-2001
Most Walks Allowed	7 Phillips Valdez, BOS	20 Nolan Ryan, CAL-1977 Tanyon Sturtze, TB-2002



LOW HIT GAMES VS. BLUE JAYS

NO-HIT GAMES

- May 15/81 – Len Barker, Toronto 0 at Cleveland 3 - Perfect Game
- June 29/90 – Dave Stewart, Oakland 5 at Toronto 0
- May 1/91 – Nolan Ryan, Toronto 0 at Texas 3
- May 7/11 – Justin Verlander, Detroit 9 at Toronto 0
- May 8/18 – James Paxton, Seattle 5 at Toronto 0
- Sept. 1/19 – Justin Verlander, Houston 2 at Toronto 0

ONE-HIT GAMES

- Sept. 3/78 – Chris Knapp, California 3 at Toronto 1, Horton homer in 2nd
- July 7/79 – Doc Medich (6.2 IP), Jim Kern (2.1 IP), Toronto 0 at Texas 2, Mayberry single in 2nd
- April 30/80 – Larry Gura, Kansas City 3 at Toronto 0, Garcia single in 6th
- June 6/80 – Geoff Zahn, Toronto 0 at Minnesota 5, Mayberry single in 7th
- Sept. 26/80 – Dennis Eckersley, Boston 3 at Toronto 1, Mayberry home run in 5th
- May 27/83 – John Tudor, Boston 2 at Toronto 0, Collins single in 4th
- Aug. 13/84 – Mike Boddicker, Baltimore 2 at Toronto 1, Mulliniks double in 3rd
- April 23/89 – Nolan Ryan, Texas 4 at Toronto 1, Liriano triple in 9th
- April 28/89 – Kirk McCaskill, Toronto 0 at California 9, Liriano double in 9th
- Sept. 30/92 – Frank Viola, Boston 1 at Toronto 0, White single in 9th
- July 28/97 – Steve Woodard (8.0 IP), Mike Fetters (1.0 IP), Toronto 0 at Milwaukee 1 (G1), Otis Nixon single in 1st
- May 25/01 – Hideo Nomo, Toronto 0 at Boston 4, Shannon Stewart double in 4th
- June 15/05 – Chris Carpenter, Toronto 0 vs St. Louis 7, Alex Rios single in 2nd
- May 10/13 – Jon Lester, Toronto 0 at Boston 5, Maicer Izturis double in 6th
- July 24/19 – Shane Bieber, Cleveland 4 at Toronto 0, Eric Sogard double in 7th



OPPONENTS ALL-TIME LEADERS VS. TORONTO

RUNS

1. Derek Jeter.....	186
2. Rickey Henderson.....	164
3. Alex Rodriguez.....	160
4. David Ortiz.....	159
5. Johnny Damon.....	146

HITS

1. Derek Jeter.....	341
2. Robin Yount.....	263
3. David Ortiz.....	258
4. Johnny Damon.....	250
5. Alex Rodriguez.....	248

HOME RUNS

1. David Ortiz.....	62
2. Alex Rodriguez.....	58
3. Manny Ramirez.....	54
4. Chris Davis.....	42
5. Jose Canseco.....	41

RBI

1. David Ortiz.....	192
2. Alex Rodriguez.....	178
3. Manny Ramirez.....	140
4. Harold Baines.....	131
5. Robin Yount.....	129
Cal Ripken.....	129

WALKS

1. Rickey Henderson.....	149
2. David Ortiz.....	140
3. Wade Boggs.....	131
4. Manny Ramirez.....	112
Alex Rodriguez.....	112

EXTRA BASE HITS

1. David Ortiz.....	134
2. Alex Rodriguez.....	108
3. George Brett.....	89
4. Manny Ramirez.....	85
5. Rafael Palmeiro.....	84

STOLEN BASES

1. Rickey Henderson.....	110
2. Carl Crawford.....	53
3. Willie Wilson.....	48
4. Kenny Lofton.....	42
5. Paul Molitor.....	40

BATTING AVERAGE (MIN. 100 GAMES)

1. Wally Joyner.....	.345
2. Valdimir Guerrero.....	.333
3. Robin Yount.....	.330
4. Wade Boggs.....	.327
5. Ichiro Suzuki.....	.325

ON BASE PERCENTAGE (MIN. 100 GAMES)

1. Wade Boggs.....	.431
2. Wally Joyner.....	.417
3. Frank Thomas.....	.415
4. Rickey Henderson.....	.412
5. Mark McLemore.....	.406

SLUGGING PERCENTAGE (MIN. 100 GAMES)

1. Ken Griffey Jr.....	.600
2. Jose Canseco.....	.595
3. Albert Belle.....	.593
4. Vladimir Guerrero.....	.569
5. Manny Ramirez.....	.558

TORONTO, MOST CONSECUTIVE GAMES WITH STARTING PITCHER ALLOWING 3ER OR LESS - ALL-TIME

(SINGLE-SEASON)

20G	July 26-August 18, 2015
18G	May 5-25, 1991
17G	April 9-May 1, 1980





BALTIMORE ORIOLES

Oriole Park at Camden Yards
333 West Camden St. Baltimore, MD 21201

2020 Record, Finish: 25-35, 4th in AL East (-15.0 games)

Blue Jays vs. Orioles

2020 vs. BAL	8-2
2020 at TOR	5-2
2020 at BAL	3-0

All-Time vs. BAL	360-307
All-Time at TOR	200-134
All-Time at BAL	160-173

at Exhibition Stadium	41-35
at Rogers Centre	154-97
at Sahlen Field	5-2
at Camden Yards	121-115
at Memorial Stadium	39-58

Longest Winning Streaks

by Toronto 13 games
(April 11, 1999-May 10, 2000)

by Baltimore 15 games
(Sept. 8, 1978-Sept. 6, 1979)

Series Sweeps at Toronto

Last by Toronto

3-game	Aug. 20-22, 2018
4-game	June 7-10, 2018

Last by Baltimore

3-game	April 22-24, 2005
4-game	None

Series Sweeps at Baltimore

Last by Toronto

3-game	Aug. 17-19, 2020
4-game	June 26-29, 1997

Last by Baltimore

3-game	Aug. 27-29, 2018
4-game	June 29-July 1, 1979

Series Results, Last 10 Seasons

Year	Home	Road	Total
2020	5-2	3-0	8-2
2019	4-5	7-3	11-8
2018	10-0	4-5	14-5
2017	4-6	3-6	7-12
2016	6-4	4-5	10-9
2015	6-3	5-5	11-8
2014	4-5	4-6	8-11
2013	6-4	3-6	9-10
2012	5-4	2-7	7-11
2011	6-3	6-3	12-6



BOSTON RED SOX

Fenway Park
4 Jersey Street, Boston, MA 02215

2020 Record, Finish: 24-36, 5th in AL East (-16.0 games)

Blue Jays vs. Red Sox

2020 vs. BOS	5-5
2020 at TOR	1-1
2020 at BOS	4-4

All-Time vs. BOS	295-369
All-Time at TOR	142-187
All-Time at BOS	153-182

at Exhibition Stadium	33-44
at Rogers Centre	108-142
at Sahlen Field	1-1
at Fenway Park	153-182

Longest Winning Streaks

by Toronto 8 games
(Aug. 11, 1987-June 11, 1988)

by Boston 11 games
(April 16-July 11, 2002)

Series Sweeps at Toronto

Last by Toronto

3-game	April 4-6, 2008
4-game	Sept. 3-6, 1998

Last by Boston

3-game	Aug. 28-30, 2017
4-game	May 31-June 3, 2001

Series Sweeps at Boston

Last by Toronto

3-game	June 12-14, 2015
4-game	None

Last by Boston

3-game	Sept. 11-13, 2018
4-game	July 1-4, 2002 (5 games)

Series Results, Last 10 Seasons

Year	Home	Road	Total
2020	1-1	4-4	5-5
2019	4-6	4-5	8-11
2018	3-6	1-9	4-15
2017	1-8	5-5	6-13
2016	4-5	6-4	10-9
2015	4-6	5-4	9-10
2014	5-5	7-2	12-7
2013	4-5	4-6	8-11
2012	4-5	7-2	11-7
2011	5-4	3-6	8-10





CHICAGO WHITE SOX

Guaranteed Rate Field

333 West 35th St. Chicago, IL 60616

2020 Record, Finish: 35-25, T-2nd in AL Central (-1.0 game)

Blue Jays vs. White Sox

2019 vs. CWS 3-4
2019 at TOR 1-2
2019 at CWS 2-2

All-Time vs. CWS 210-196-1
All-Time at TOR 113-92
All-Time at CWS 97-104-1

at Exhibition Stadium 40-33
at Rogers Centre 73-59
at Guaranteed Rate Field 54-64-1
at Comiskey Park 43-40

Longest Winning Streaks

by Toronto 7 games
(2x, last: July 29-Sept. 9, 2008)

by Chicago 6 games
(2x, last: July 8, 2015-June 24, 2016)

Series Sweeps at Toronto

Last by Toronto

3-game May 7-9, 2004
4-game May 15-18, 2009

Last by Chicago

3-game April 25-27, 2016
4-game None

Series Sweeps at Chicago

Last by Toronto

3-game Sept. 4-6, 1989
4-game None

Last by Chicago

3-game Sept. 1-3, 1995
4-game None

Series Results, Last 10 Seasons

Year	Home	Road	Total
2019	1-2	2-2	3-4
2018	2-1	2-1	4-2
2017	1-2	2-1	3-3
2016	0-3	1-2	1-5
2015	2-1	1-3	3-4
2014	1-3	1-2	2-5
2013	2-2	1-2	3-4
2012	1-3	3-3	4-6
2011	3-1	1-2	4-3
2010	2-2	3-1	5-3



CLEVELAND INDIANS

Progressive Field

2401 Ontario St., Cleveland, OH 44115

2020 Record, Finish: 35-25, T-2nd in AL Central (-1.0 game)

Blue Jays vs. Indians

2019 vs. CLE 1-6
2019 at TOR 1-2
2019 at CLE 0-4

All-Time vs. CLE 210-214-2
All-Time at TOR 113-99
All-Time at CLE 97-115-2

at Exhibition Stadium 44-34
at Rogers Centre 69-65
at Progressive Field 40-63
at Cleveland Stadium 57-52-2

Longest Winning Streaks

by Toronto 13 games
(June 12, 1991-April 21, 1992)

by Cleveland 7 games
(2x, last: Aug. 4, 2004-May 14, 2005)

Series Sweeps at Toronto

Last by Toronto

3-game Sept. 15-17, 1989
4-game June 21-24, 1991

Last by Cleveland

3-game Aug. 8-10, 2008
4-game June 20-23, 1977

Series Sweeps at Cleveland

Last by Toronto

3-game May 3-5, 2010
4-game Sept. 5-8, 1991

Last by Cleveland

3-game July 21-23, 2017
4-game April 4-7, 2019

Series Results, Last 10 Seasons

Year	Home	Road	Total
2019	1-2	0-4	1-6
2018	2-2	2-1	4-3
2017	2-1	0-3	2-4
2016	2-2	1-2	3-4
2015	2-1	2-2	4-3
2014	2-1	2-1	4-2
2013	1-2	1-2	2-4
2012	2-1	2-1	4-2
2011	1-2	3-1	4-3
2010	1-2	3-4	4-6



DETROIT TIGERS

Comerica Park
2100 Woodward Ave., Detroit, MI 48201
2020 Record, Finish: 23-35, 5th in AL Central (-12.0 games)

Blue Jays vs. Tigers

2019 vs. DET 4-3
2019 at TOR 2-2
2019 at DET 2-1
All-Time vs. DET 233-200
All-Time at TOR 126-93
All-Time at DET 107-107
at Exhibition Stadium 37-40
at Rogers Centre 89-53
at Tiger Stadium 71-75
at Comerica Park 36-32

Longest Winning Streaks

by Toronto 9 games
(June 11-Sept. 25, 1989)
by Detroit 6 games
(Sept. 24, 1980-April 11, 1981)

Series Sweeps at Toronto

Last by Toronto
3-game Aug. 28-30, 2015
4-game None

Last by Detroit
3-game April 5-7, 2004
4-game May 28-31, 1979

Series Sweeps at Detroit

Last by Toronto
3-game June 3-5, 2014
4-game None

Last by Detroit
3-game Aug. 21-23, 2012
4-game None

Series Results, Last 10 Seasons

Year	Home	Road	Total
2019	2-2	2-1	4-3
2018	2-2	1-2	3-4
2017	2-1	1-2	3-3
2016	3-1	1-2	4-3
2015	3-0	1-2	4-2
2014	2-1	3-0	5-1
2013	1-3	1-2	2-5
2012	2-1	0-3	2-4
2011	1-3	1-1	2-4
2010	2-2	2-2	4-4



HOUSTON ASTROS

Minute Maid Park
501 Crawford St., Houston, TX 77002
2020 Record, Finish: 29-31, 2nd in AL West (-7.0 games)

Blue Jays vs. Astros

2019 vs. HOU 2-4
2019 at TOR 1-2
2019 at HOU 1-2
All-Time vs. HOU 23-30
All-Time at TOR 15-11
All-Time at HOU 8-19
at Rogers Centre 15-11
at Minute Maid Park 8-19

Longest Winning Streaks

by Toronto 3 games
(4x, last: Aug. 13, 2016-July 6, 2017)
by Houston 7 games
(Aug. 1, 2014-May 17, 2015)

Series Sweeps at Toronto

Last by Toronto
3-game June 5-7, 2015
4-game None

Last by Houston
3-game None
4-game None

Series Sweeps at Houston

Last by Toronto
3-game None
4-game None

Last by Houston
3-game June 10-12, 2005
4-game May 14-17, 2015

Series Results, Last 10 Seasons

Year	Home	Road	Total
2019	1-2	1-2	2-4
2018	1-2	1-2	2-4
2017	2-2	1-2	3-4
2016	2-1	3-1	5-2
2015	3-0	0-4	3-4
2014	2-1	1-3	3-4
2013	3-1	1-2	4-3
2012	0-0	0-0	0-0
2011	1-2	0-0	1-2
2010	0-0	0-0	0-0





KANSAS CITY ROYALS

Kauffman Stadium

One Royal Way, Kansas City, MO 64129

2020 Record, Finish: 26-34, 4th in AL Central (-10.0 games)

Blue Jays vs. Royals

2019 vs. KC	6-1
2019 at TOR	3-1
2019 at KC	3-0
All-Time vs. KC	211-194
All-Time at TOR	115-89
All-Time at KC	96-105
at Exhibition Stadium	37-35
at Rogers Centre	78-54
at Kauffman Stadium	96-105

Longest Winning Streaks

by Toronto	5 games
(5x, last: Aug. 2, 2015-Aug. 5, 2016)	
by Kansas City	7 games
(2x, last: Aug. 10, 1980-Aug. 17, 1981)	

Series Sweeps at Toronto

Last by Toronto	
3-game	April 17(DH)-18, 2018
4-game	May 23-26, 2008

Last by Kansas City

3-game	None
4-game	None

Series Sweeps at Kansas City

Last by Toronto

3-game	July 29-31, 2019
4-game	April 20-23, 2012

Last by Kansas City

3-game	July 2-4, 1993
4-game	July 23-25, 1984

Series Results, Last 10 Seasons

Year	Home	Road	Total
2019	3-1	3-0	6-1
2018	3-0	2-2	5-2
2017	1-2	1-2	2-4
2016	3-0	1-2	4-2
2015	3-1	1-2	4-3
2014	2-2	1-2	3-4
2013	2-1	2-1	4-2
2012	2-2	4-0	6-2
2011	1-2	2-2	3-4
2010	2-1	1-2	3-3



LOS ANGELES ANGELS OF ANAHEIM

Angel Stadium of Anaheim

2000 Gene Autry Way, Anaheim, CA 92806

2020 Record, Finish: 26-34, 4th in AL West (-10.0 games)

Blue Jays vs. Angels

2019 vs. LAA	1-6
2019 at TOR	1-3
2019 at LAA	0-3
All-Time vs. LAA	210-217
All-Time at TOR	114-99
All-Time at LAA	96-118
at Exhibition Stadium	36-37
at Rogers Centre	78-62
at Angel Stadium	96-118

Longest Winning Streaks

by Toronto	7 games
(Sept. 8, 1997-Aug. 13, 1998)	
by Los Angeles	7 games
(2x, last: July 20, 1988-May 6, 1989)	

Series Sweeps at Toronto

Last by Toronto	
3-game	July 26-28, 2005
4-game	July 3-6, 1992

Last by Los Angeles

3-game	Sept. 10-12, 2013
4-game	None

Series Sweeps at Los Angeles

Last by Toronto

3-game	Aug. 21-23, 2015
4-game	None

Last by Los Angeles

3-game	April 30-May 2, 2019
4-game	None

Series Results, Last 10 Seasons

Year	Home	Road	Total
2019	1-3	0-3	1-6
2018	1-2	2-2	3-4
2017	1-2	2-2	3-4
2016	1-2	2-2	3-4
2015	2-2	3-0	5-2
2014	1-3	1-2	2-5
2013	0-3	1-3	1-6
2012	2-2	2-2	4-4
2011	4-3	1-2	5-5
2010	0-3	3-3	3-6



MINNESOTA TWINS

Target Field

1 Twins Way, Minneapolis, MN 55415

2020 Record, Finish: 36-24, 1st in AL Central (+1.0 game)

Blue Jays vs. Twins

2019 vs. MIN.....	3-4
2019 at TOR.....	0-3
2019 at MIN.....	3-1
All-Time vs. MIN.....	223-173
All-Time at TOR.....	116-79
All-Time at MIN.....	107-94
at Exhibition Stadium.....	40-30
at Rogers Centre.....	76-49
at Target Field.....	23-12
at Metrodome.....	79-62
at Metropolitan Stadium.....	5-20

Longest Winning Streaks

by Toronto.....	10 games
(2x, last: July 23, 2007-April 13, 2009)	
by Minnesota.....	8 games
(July 15, 1979-June 8, 1980)	

Series Sweeps at Toronto

Last by Toronto	
3-game.....	Aug. 26-28, 2016
4-game.....	Aug. 3-6, 2015

Last by Minnesota

3-game.....	May 6-8, 2019
4-game.....	None

Series Sweeps at Minnesota

Last by Toronto

3-game.....	Sept. 6-8, 2013
4-game.....	None

Last by Minnesota

3-game.....	July 26-28, 2002
4-game.....	July 21-23, 1979

Series Results, Last 10 Seasons

Year	Home	Road	Total
2019	0-3	3-1	3-4
2018	0-3	2-1	2-4
2017	1-2	2-2	3-4
2016	3-0	3-1	6-1
2015	4-0	1-2	5-2
2014	1-2	1-2	2-4
2013	2-1	3-0	5-1
2012	3-0	2-2	5-2
2011	2-1	3-0	5-1
2010	3-2	3-1	6-3



NEW YORK YANKEES

Yankee Stadium

1 East 161st St., Bronx, NY 10451

2020 Record, Finish: 33-27, 2nd in AL East (-7.0 games)

Blue Jays vs. Yankees

2020 vs. NYY.....	5-5
2020 at TOR.....	5-2
2020 at NYY.....	0-3
All-Time vs. NYY.....	296-365
All-Time at TOR.....	161-170
All-Time at NYY.....	135-195
at Exhibition Stadium.....	31-48
at Rogers Centre.....	125-120
at Sahlen Field.....	5-2
at Yankee Stadium.....	35-71
at Original Yankee Stadium.....	100-124

Longest Winning Streaks

by Toronto.....	10 games
(April 14-Sept. 25, 1992)	
by New York.....	13 games
(May 10, 1995-June 4, 1996)	

Series Sweeps at Toronto

Last by Toronto	
3-game.....	May 30-June 1, 2016
4-game.....	None

Last by New York

3-game.....	March 31-April 2, 2003
4-game.....	None

Series Sweeps at New York

Last by Toronto

3-game.....	Aug. 7-9, 2015
4-game.....	May 22-25, 2003

Last by New York

3-game.....	Sept. 15-17, 2020
4-game.....	Aug. 20-22, 2013

Series Results, Last 10 Seasons

Year	Home	Road	Total
2020	5-2	0-3	5-5
2019	6-4	2-7	8-11
2018	3-6	3-7	6-13
2017	6-4	4-5	10-9
2016	8-2	4-5	12-7
2015	5-4	8-2	13-6
2014	5-4	3-7	8-11
2013	5-4	0-10	5-14
2012	5-4	2-7	7-11
2011	5-4	2-7	7-11





OAKLAND ATHLETICS

Oakland Coliseum
7000 Coliseum Way, Oakland, CA 94621

2020 Record, Finish: 36-24, 1st in AL West (+7.0 games)

Blue Jays vs. Athletics

2019 vs. OAK.....	6-0
2019 at TOR.....	3-0
2019 at OAK.....	3-0
All-Time vs. OAK.....	201-224
All-Time at TOR.....	99-112
All-Time at OAK.....	102-112
at Exhibition Stadium.....	32-41
at Rogers Centre.....	67-71
at Oakland Coliseum.....	100-112

Longest Winning Streaks

by Toronto.....	8 games
(June 18-Sept. 15, 1982)	
by Oakland.....	9 games
(July 22, 1980-May 24, 1981)	

Series Sweeps at Toronto

Last by Toronto	
3-game.....	April 19-21, 2019
4-game.....	July 24-27, 2017

Last by Oakland

3-game.....	April 8-10, 2008
4-game.....	May 17-20, 2018

Series Sweeps at Oakland

Last by Toronto	
3-game.....	April 26-28, 2019
4-game.....	None

Last by Oakland

3-game.....	July 30-Aug. 1, 2018
4-game.....	July 3-6, 2014

Series Results, Last 10 Seasons

Year	Home	Road	Total
2019	3-0	3-0	6-0
2018	0-4	0-3	0-7
2017	4-0	1-2	5-2
2016	2-1	1-2	3-3
2015	3-0	2-1	5-1
2014	3-0	0-4	3-4
2013	1-3	2-1	3-4
2012	1-2	3-3	4-5
2011	3-3	2-2	5-5
2010	3-1	1-2	4-3



SEATTLE MARINERS

T-Mobile Park
1250 First Ave. South, Seattle, WA 98134

2020 Record, Finish: 27-33, 3rd in AL West (-9.0 games)

Blue Jays vs. Mariners

2019 vs. SEA.....	2-4
2019 at TOR.....	1-2
2019 at SEA.....	1-2
All-Time vs. SEA.....	213-193
All-Time at TOR.....	113-94
All-Time at SEA.....	100-99
at Exhibition Stadium.....	41-29
at Rogers Centre.....	72-65
at T-Mobile Park.....	30-43
at Kingdome.....	70-56

Longest Winning Streaks

by Toronto.....	9 games
(May 10-July 24, 1985)	
by Seattle.....	8 games
(Aug. 16, 1999-April 16, 2000)	

Series Sweeps at Toronto

Last by Toronto	
3-game.....	July 19-21, 2011
4-game.....	May 11-14, 2017

Last by Seattle

3-game.....	May 11-13, 2001
4-game.....	None

Series Sweeps at Seattle

Last by Toronto	
3-game.....	July 5-7, 1991
4-game.....	None

Last by Seattle

3-game.....	Aug. 11-13, 2014
4-game.....	None

Series Results, Last 10 Seasons

Year	Home	Road	Total
2019	1-2	1-2	2-4
2018	1-2	3-1	4-3
2017	4-0	2-1	6-1
2016	1-2	2-1	3-3
2015	1-2	1-2	2-4
2014	3-1	0-3	3-4
2013	1-2	2-1	3-3
2012	3-3	0-3	3-6
2011	3-0	3-3	6-3
2010	2-1	1-1	3-2



TAMPA BAY RAYS



Tropicana Field

One Tropicana Drive, St. Petersburg, FL 33705

2020 Record, Finish: 40-20, 1st in AL East (+7.0 games)

Blue Jays vs. Rays

2020 vs. TB 4-6
 2020 at TOR 1-2
 2020 at TB 3-4

All-Time vs. TB 183-217
 All-Time at TOR 104-94
 All-Time at TB 79-123

at Rogers Centre 103-92
 at Sahlen Field 1-2
 at Tropicana Field 76-116
 at Ballpark at Disney 0-3

Longest Winning Streaks

by Toronto 5 games
 (2x, last: July 19-Oct. 2, 2015)

by Tampa Bay 6 games
 (May 15-Aug. 5, 2003)

Series Sweeps at Toronto

Last by Toronto

3-game Sept. 25-27, 2015
 4-game None

Last by Tampa Bay

3-game May 16-18, 2016
 4-game None

Series Sweeps at Tampa Bay

Last by Toronto

3-game Sept. 2-4, 2014
 4-game None

Last by Tampa Bay

3-game May 27-29, 2019
 4-game Sept. 5-8, 2019

Series Results, Last 10 Seasons

Year	Home	Road	Total
2020	1-2	3-4	4-6
2019	4-5	2-8	6-13
2018	4-6	2-7	6-13
2017	6-3	4-6	10-9
2016	3-6	5-5	8-11
2015	6-4	3-6	9-10
2014	5-4	6-4	11-8
2013	4-5	4-6	8-11
2012	3-6	1-8	4-14
2011	3-6	3-6	6-12

TEXAS RANGERS



Globe Life Park

734 Stadium Drive, Arlington, TX 76011

2020 Record, Finish: 22-38, 5th in AL West (-14.0 games)

Blue Jays vs. Rangers

2019 vs. TEX 3-3
 2019 at TOR 2-1
 2019 at TEX 1-2

All-Time vs. TEX 218-212
 All-Time at TOR 123-88
 All-Time at TEX 95-124

at Exhibition Stadium 46-24
 at Rogers Centre 76-64
 at Globe Life Park 49-69
 at Arlington Stadium 46-55

Longest Winning Streaks

by Toronto 9 games
 (Aug. 10-1986-May 9, 1987)

by Texas 10 games
 (April 24, 2002-April 30, 2003)

Series Sweeps at Toronto

Last by Toronto

3-game May 14-16, 2010
 4-game July 21-24, 1994

Last by Texas

3-game April 30-May 2, 2002
 4-game July 8-11, 1993

Series Sweeps at Texas

Last by Toronto

3-game April 11-13, 2008
 4-game June 13-16, 2013

Last by Texas

3-game May 25-27, 2012
 4-game None

Series Results, Last 10 Seasons

Year	Home	Road	Total
2019	2-1	1-2	3-3
2018	1-2	2-1	3-3
2017	2-1	2-2	4-3
2016	3-1	1-2	4-3
2015	2-1	2-1	4-2
2014	2-1	2-1	4-2
2013	2-1	4-0	6-1
2012	3-3	0-3	3-6
2011	2-1	4-3	6-4
2010	5-2	2-1	7-3





INTERLEAGUE OPPONENT

ATLANTA BRAVES



Truist Park
755 Battery Avenue, Atlanta, GA 30339

2020 Record, Finish: 35-25, 1st in NL East (+4.0 games)

Blue Jays vs. Braves

2020 vs. ATL.....	1-2
2020 at TOR.....	1-2
2020 at ATL.....	0-0
All-Time vs. ATL.....	25-30
All-Time at TOR.....	12-11
All-Time at ATL.....	13-19
at Rogers Centre.....	12-11
at Suntrust Park.....	3-6
at Turner Field.....	10-13

Longest Winning Streaks

by Toronto.....	4 games
(2x, last: June 13, 2001-June 22, 2006)	
by Atlanta.....	8 games
(May 22, 2009-June 9, 2012)	

Series Sweeps at Toronto

Last by Toronto	
3-game.....	July 18-20, 1999
4-game.....	None

Last by Atlanta

3-game.....	None
4-game.....	None

Series Sweeps at Atlanta

Last by Toronto	
3-game.....	June 20-22, 2006
4-game.....	None

Last by Atlanta

3-game.....	June 20-22, 2011
4-game.....	None

Series Results, All-Time

Year	Home	Road	Total
2020	0-0	1-2	1-2
2019	1-1	0-2	1-3
2018	1-1	1-1	2-2
2017	0-2	1-1	1-3
2015	1-2	2-1	3-3
2013	1-1	1-1	2-2
2012	0-0	1-2	1-2
2011	0-0	0-3	0-3
2009	0-0	0-3	0-3
2008	2-1	0-0	2-1
2006	0-0	3-0	3-0
2001	2-1	0-0	2-1
2000	0-0	2-1	2-1
1999	3-0	0-0	3-0
1998	0-0	1-2	1-2
1997	1-2	0-0	1-2

INTERLEAGUE OPPONENT

MIAMI MARLINS



Marlins Park
501 Marlins Way, Miami, FL 33125

2020 Record, Finish: 31-29, 2nd in NL East (-4.0 games)

Blue Jays vs. Marlins

2020 vs. MIA.....	2-2
2020 at TOR.....	1-1
2020 at MIA.....	1-1
All-Time vs. MIA.....	13-21
All-Time at TOR.....	6-11
All-Time at MIA.....	7-10
at Rogers Centre.....	5-10
at Sahlen Field.....	1-1
at Marlins Park.....	5-3
at Sunlife Stadium.....	2-7

Longest Winning Streaks

by Toronto.....	4 games
(June 8, 2015-Aug. 31, 2018)	
by Miami.....	8 games
(June 9, 2001-June 14, 2009)	

Series Sweeps at Toronto

Last by Toronto	
3-game.....	June 8-10, 2015
4-game.....	None

Last by Miami

3-game.....	June 12-14, 2009
4-game.....	None

Series Sweeps at Miami

Last by Toronto	
3-game.....	None
4-game.....	None

Last by Miami

3-game.....	June 16-18, 2006
4-game.....	None

Series Results, All-Time

Year	Home	Road	Total
2020	1-1	1-1	2-2
2018	0-0	2-1	2-1
2015	3-0	0-0	3-0
2012	0-0	2-1	2-1
2009	0-3	0-0	0-3
2006	0-0	0-3	0-3
2001	1-2	0-0	1-2
2000	0-0	1-2	1-2
1999	1-2	0-0	1-2
1998	0-0	1-2	1-2
1997	0-3	0-0	0-3



INTERLEAGUE OPPONENT
NEW YORK METS

Citi Field
 123-01 Roosevelt Ave., Quenns, NY 11368
2020 Record, Finish: 26-34, T-4th in NL East (-9.0 games)

Blue Jays vs. Mets

2020 vs. NYM 2-1
 2020 at TOR 2-1
 2020 at NYM 0-0

All-Time vs. NYM 12-20
 All-Time at TOR 11-8
 All-Time at NYM 1-12

at Rogers Centre 9-7
 at Sahlen Field 2-1
 at Citi Field 1-3
 at Shea Stadium 0-9

Longest Winning Streaks

by Toronto 2 games
 (5x, last: Sept. 12, 2020-current)

by New York 6 games
 (July 17, 2000 – June 23, 2006)

Series Sweeps at Toronto

Last by Toronto
 3-game None
 4-game None

Last by New York
 3-game None
 4-game None

Series Sweeps at New York

Last by Toronto
 3-game None
 4-game None

Last by New York
 3-game July 15-17, 2001
 4-game None

Series Results, All-Time

Year	Home	Road	Total
2020	2-1	0-0	2-1
2018	1-1	1-1	2-2
2015	2-0	0-2	2-2
2012	2-1	0-0	2-1
2006	1-2	0-0	1-2
2001	0-0	0-3	0-3
2000	1-2	0-0	1-2
1999	0-0	0-3	0-3
1998	2-1	0-0	2-1
1997	0-0	0-3	0-3



INTERLEAGUE OPPONENT
PHILADELPHIA PHILLIES

Citizens Bank Park
 1 Citizens Bank Way, Philadelphia, PA 19148
2020 Record, Finish: 28-32, 3rd in NL East (-7.0 games)

Blue Jays vs. Phillies

2020 vs. PHI 3-3
 2020 at PHI 2-0
 2020 at PHI 1-3

All-Time vs. PHI 37-26
 All-Time at TOR 17-12
 All-Time at PHI 20-14

at Rogers Centre 15-12
 at Sahlen Field 2-1
 at Citizens Bank Park 15-10
 at Veterans Stadium 5-4

Longest Winning Streaks

by Toronto 8 games
 (July 3, 2011-May 8, 2014)

by Philadelphia 3 games
 (3x, last: Sept. 18(DH)-19, 2020)

Series Sweeps at Toronto

Last by Toronto
 3-game June 15-17, 2012
 4-game None

Last by Philadelphia
 3-game None
 4-game None

Series Sweeps at Philadelphia

Last by Toronto
 3-game June 16-18, 2009
 4-game None

Last by Philadelphia
 3-game None
 4-game None

Series Results, All-Time

Year	Home	Road	Total
2020	2-0	1-3	3-3
2018	2-1	2-1	4-2
2016	1-1	2-0	3-1
2015	1-1	1-1	2-2
2014	2-0	2-0	4-0
2012	3-0	0-0	3-0
2011	1-2	0-0	1-2
2010	0-0	1-2	1-2
2009	1-2	3-0	4-2
2008	0-0	2-1	2-1
2007	0-0	1-2	1-2
2006	2-1	0-0	2-1
2001	0-0	2-1	2-1
2000	1-2	0-0	1-2
1999	0-0	1-2	1-2
1998	1-2	0-0	1-2
1997	0-0	2-1	2-1





INTERLEAGUE OPPONENT

WASHINGTON NATIONALS

Nationals Park
 1500 South Capital Street, SE, Washington, DC 20003-1507
 2020 Record, Finish: 26-34, T-4th in NL East (-9.0 games)

Blue Jays vs. Nationals

2020 vs. WAS	2-2
2020 at TOR	0-0
2020 at WAS	2-2
All-Time vs. WAS	40-31
All-Time at TOR	24-14
All-Time at WAS	16-17
at Rogers Centre	24-14
at Nationals Park	5-5
at RFK Stadium	1-2
at Hiram Bithorn Stadium	1-2
at Olymic Stadium	9-8

Longest Winning Streaks

by Toronto	6 games
(2x, last: June 26, 2005-June 16, 2007)	
by Washington	4 games
(2x, last: June 11, 2012-June 2, 2015)	

Series Sweeps at Toronto

Last by Toronto	
3-game	June 15-17, 2018
4-game	None

Last by Washington

3-game	June 11-13, 2012
4-game	None

Series Sweeps at Washington

Last by Toronto	
3-game	None
4-game	None

Last by Washington

3-game	June 14-16, 2002
4-game	None

Series Results, All-Time

Year	Home	Road	Total
2020	0-0	2-2	2-2
2018	3-0	0-0	3-0
2015	0-0	2-1	2-1
2012	0-3	0-0	0-3
2009	0-0	1-2	1-2
2007	2-1	0-0	2-1
2006	3-0	0-0	3-0
2005	2-1	1-2	3-3
2004	2-1	1-2	3-3
2003	1-2	2-1	3-3
2002	2-1	0-3	2-4
2001	2-1	1-2	3-3
2000	2-1	2-1	4-2
1999	2-1	2-1	4-2
1998	2-0	2-0	4-0
1997	1-2	0-0	1-2

PITCHERS AT THE PLATE

In 1997, with the introduction of Interleague Play, Blue Jays pitchers took their turn hitting. **Woody Williams** became the first Blue Jays pitcher to come to bat and also had the first hit, a single, in his second at-bat off Curt Schilling on June 13, 1997.

On June 21, 2003 at Montreal, **Mark Hendrickson** became the first Blue Jay pitcher to hit a home run in Interleague play (solo homer off Sunny Kim).

Marcus Stroman made his mark as the only other Toronto pitcher to go deep, hitting a solo home run off Julio Teheran in Atlanta on May 18, 2017. The home run followed up a blast by catcher Luke Maile, forming the first back-to-back home runs by battery mates in the post-DH era (courtesy Elias).

Regular Season

Season	AVG	AB	R	H	2B	3B	HR	RBI	SH-SF	HBP	BB	SO	SB	SLG	OBP
1977-96	.000	1	0	0	0	0	0	0	0-0	0	0	0	0	.000	.000
1997	.118	17	1	2	1	0	0	0	0-0	0	2	5	0	.176	.211
1998	.100	20	0	2	0	0	0	0	2-0	0	1	4	0	.100	.143
1999	.053	19	0	1	0	0	0	0	2-0	0	1	10	0	.053	.100
2000	.071	28	0	2	0	0	0	0	0-0	0	1	14	0	.071	.103
2001	.188	16	0	3	1	1	0	1	5-0	0	0	6	0	.375	.188
2002	.100	20	1	2	0	0	0	0	2-0	0	0	5	0	.100	.100
2003	.214	28	5	6	1	0	1	3	0-0	0	0	8	0	.357	.214
2004	.000	20	0	0	0	0	0	0	3-0	0	0	10	0	.000	.000
2005	.000	18	1	0	0	0	0	0	1-0	0	0	7	0	.000	.000
2006	.105	19	1	2	0	0	0	0	0-0	0	0	8	0	.105	.105
2007	.211	19	0	4	0	0	0	1	0-0	0	1	7	0	.211	.250
2008	.000	16	0	0	0	0	0	0	3-0	0	0	5	0	.000	.000
2009	.000	20	0	0	0	0	0	0	2-0	0	0	13	0	.000	.000
2010	.111	18	1	2	1	0	0	1	1-0	0	1	10	0	.167	.158
2011	.091	22	1	2	0	0	0	2	0-0	0	1	10	0	.091	.130
2012	.150	20	2	3	0	0	0	0	1-0	0	0	8	0	.150	.150
2013	.095	21	3	2	1	0	0	1	3-0	0	2	6	0	.143	.174
2014	.080	25	2	2	0	0	0	0	1-0	0	0	13	0	.080	.080
2015	.143	21	0	3	0	0	0	0	2-0	0	2	7	0	.143	.217
2016	.071	28	3	2	0	0	0	0	4-0	0	1	0	0	.071	.103
2017	.048	21	1	1	0	0	1	2	2-0	0	0	11	0	.190	.048
2018	.208	24	2	5	1	0	0	0	0-0	0	1	15	0	.250	.240
2019	.118	17	2	2	0	0	0	0	0-0	0	1	10	0	.118	.167
Totals	.103	478	25	49	6	1	2	11	34-0	0	15	202	0	.132	.130

*The universal DH rule was in effect for the 2020 season.



CONSECUTIVE WINS AND LOSSES AGAINST AMERICAN LEAGUE OPPONENTS

vs. Baltimore

Most Consecutive Home Wins:	16	Aug. 8, 2009 – June 15, 2011
Most Consecutive Home Losses:	6	July 1, 1995 – July 2, 1996
Most Consecutive Road Wins:	6	3x, last: Sept. 17, 2019 – current
Most Consecutive Road Losses:	19	Sept. 15, 1978 – May 2, 1981

vs. Boston

Most Consecutive Home Wins:	6	Sept. 17, 2007 – April 6, 2008
Most Consecutive Home Losses:	12	May 20, 1980 – April 25, 1982
Most Consecutive Road Wins:	15	Aug. 11, 1987 – Aug. 16, 1989
Most Consecutive Road Losses:	9	April 10, 2004 – April 18, 2005

vs. Chicago

Most Consecutive Home Wins:	10	June 2, 2007 – May 18, 2009
Most Consecutive Home Losses:	7	June 3, 1999 – May 21, 2000
Most Consecutive Road Wins:	6	May 19 – Sept. 6, 1989
Most Consecutive Road Losses:	5	Sept. 1, 1995 – May 22, 1996

vs. Cleveland

Most Consecutive Home Wins:	8	Sept. 23, 1990 – April 21, 1992
Most Consecutive Home Losses:	5	Oct. 7, 2001 – Sept. 26, 2003
Most Consecutive Road Wins:	7	June 12, 1991 – June 26, 1992
Most Consecutive Road Losses:	9	Aug. 28, 2006 – May 12, 2008

vs. Detroit

Most Consecutive Home Wins:	8	Sept. 1, 2001 – Sept. 7, 2003
Most Consecutive Home Losses:	6	2x, last: Sept. 29, 1980 – April 18, 1981
Most Consecutive Road Wins:	6	Aug. 17, 1991 – Aug. 6, 1992
Most Consecutive Road Losses:	8	June 14, 1977 – April 7, 1978

vs. Houston

Most Consecutive Home Wins:	3	3x, last: Aug. 13, 2016 – July 6, 2017
Most Consecutive Home Losses:	3	July 9, 2017 – Sept. 25, 2018
Most Consecutive Road Wins:	3	Aug. 2-4, 2016
Most Consecutive Road Losses:	8	Aug. 1, 2014 – Aug. 1, 2016

vs. Kansas City

Most Consecutive Home Wins:	6	2x, last: April 11, 2007 – June 5, 2009
Most Consecutive Home Losses:	4	3x, last: July 27, 1997 – Aug. 24, 1998
Most Consecutive Road Wins:	7	July 30, 2002 – May 10, 2004
Most Consecutive Road Losses:	8	Aug. 5, 1978 – Aug. 1, 1979

vs. Los Angeles Angels

Most Consecutive Home Wins:	8	Aug. 16, 1998 – April 17, 2000
Most Consecutive Home Losses:	7	July 1, 2012 – May 11, 2014
Most Consecutive Road Wins:	5	Aug. 21, 2015 – Sept. 16, 2016
Most Consecutive Road Losses:	6	2x, last: July 6, 1995 – June 15, 1996

vs. Minnesota

Most Consecutive Home Wins:	10	May 21, 1984 – Sept. 6, 1985
Most Consecutive Home Losses:	7	2x, last: Aug. 27, 2017 – current
Most Consecutive Road Wins:	6	2x, last: June 15, 1993 – April 29, 1994
Most Consecutive Road Losses:	9	May 7, 1979 – June 8, 1980

vs. New York

Most Consecutive Home Wins:	8	April 13 – Sept. 25, 2016
Most Consecutive Home Losses:	7	May 10, 1995 – June 11, 1996
Most Consecutive Road Wins:	7	April 9 – Sept. 12, 2015
Most Consecutive Road Losses:	17	Sept. 19, 2012 – July 25, 2014

vs. Oakland

Most Consecutive Home Wins:	6	2x, last: April 23, 2016 – July 27, 2017
Most Consecutive Home Losses:	7	3x, last: Aug. 23, 2006 – April 10, 2008
Most Consecutive Road Wins:	6	2x, last: May 29, 1993 – April 11, 1994
Most Consecutive Road Losses:	8	July 22, 1980 – Sept. 30, 1981



vs. Seattle

Most Consecutive Home Wins:	6	May 10 – July 24, 1985
Most Consecutive Home Losses:	7	Aug. 16, 1999 – Sept. 5, 2000
Most Consecutive Road Wins:	5	June 10, 2017 – Aug. 4, 2018
Most Consecutive Road Losses:	5	2x, last: Aug. 7, 2013 – July 24, 2015

vs. Tampa Bay

Most Consecutive Home Wins:	7	May 19, 1998 – April 12, 1999
Most Consecutive Home Losses:	5	May 15 – Sept. 22, 2003
Most Consecutive Road Wins:	4	2x, last: May 13 – June 3, 2006
Most Consecutive Road Losses:	8	May 22 – Sept. 23, 2012

vs. Texas

Most Consecutive Home Wins:	9	Aug. 15, 1986 – July 8, 1987
Most Consecutive Home Losses:	8	Sept. 12, 1995 – Sept. 10, 1996
Most Consecutive Road Wins:	6	June 13, 2013 – May 17, 2014
Most Consecutive Road Losses:	6	July 16 – Sept. 12, 2004





PLAYER DEVELOPMENT

AUSTIN MARTIN

PLAYER DEVELOPMENT

BIOGRAPHIES

LAST SEASON


HISTORY

RECORDS

OPPONENTS

PLAYER DEV.

MEDIA & MISC.



GIL KIM **DIRECTOR, PLAYER DEVELOPMENT**

Gil Kim is entering his fifth season with the Blue Jays after being named as Director, Player Development on January 23, 2016. He spent seven years (2009-2015) in the Rangers organization, the last two years as the club's Director, International Scouting. Kim served in scouting roles within the Texas organization, focused both in Mexico and the Dominican Republic. He originally joined the Rangers front office following a three-year playing career that saw him make stops in the Netherlands, China, Australia, Spain and Venezuela. In his role, Kim leads the commitment of Player Development leaders and staff to include each player in the process of creating and realizing their physical, mental and fundamental goals.



CHARLIE WILSON **DIRECTOR, MINOR LEAGUE OPERATIONS**

Born and raised in Toronto, Charlie Wilson graduated from Trinity College School in Port Hope, Ontario, in 1992. There he was a member of the school's football, rugby and downhill skiing teams, and also played amateur baseball in Toronto in the summers. He then attended Bishops University in Lennoxville, Quebec. Wilson first joined the organization working the summer seasons in the Public Relations Department between 1993-1996, while continuing his post-secondary studies at Bishops University. Shortly after his graduation from Bishops, he joined the club's Baseball Operations Department as a Baseball Assistant, working specifically in player development and scouting, and was promoted to the position of Scouting Coordinator in December, 2000. Wilson worked in that capacity until August 20, 2003, when he was elevated to the position of Manager, Minor League Operations. On October 9, 2009, he was appointed to his current position where he oversees the day-to-day operations of the Blue Jays' farm system. Wilson was honoured with the 2015 Howard Starkman Award, granted annually to the Employee of the Year for the Toronto Blue Jays Baseball Club who best exemplifies the values of integrity, innovation, accountability, team work and a passion for winning. Residing in Toronto, he is married and has four children.



MATT BUSCHMANN **DIRECTOR, PITCHING DEVELOPMENT**

Matt Buschmann begins his second year as Director, Pitching Development. He also serves as the team's bullpen Coach, a role he was named to on November 27, 2018. Buschmann held his first player development position in 2018 when he was Assistant Director of Player Development - Run Prevention for the San Francisco Giants. The native of St. Louis, MO, earned All-State accolades as a pitcher in high school before playing four seasons at Vanderbilt University. After a 15th-round selection by the San Diego Padres in 2006, Buschmann spent 11 seasons in the minors and made his Major League debut at 32 years of age while with the Arizona Diamondbacks in 2016. He lives in Nashville with his wife, Sara Walsh, and their boy-girl four-year-old twins, Brees and Hutton.



JOE SCLAFANI **ASSISTANT DIRECTOR, PLAYER DEVELOPMENT**

Joe Sclafani is entering his sixth season overall and third season as Assistant Director, Player Development with the Blue Jays. He joined the organization after playing four years (2012-2016) in the Houston Astros organization, culminating in a Triple-A national championship in 2015. Sclafani participated in the Arizona Fall League in 2014, helping the team to the AFL championship. He was also a member of Team USA in the fall of 2015, taking home a silver medal in the inaugural Premier 12 tournament in Taiwan and Japan. In 2018, he was inducted into the "Wearers of the Green", Dartmouth College's Athletic Hall of Fame. In his current role, Sclafani leads the day-to-day operations and systems of the player development department, and helps drive the creation and implementation of development plans for each player in the Minor League system.



TIM RAINES **SPECIAL ASSISTANT TO PLAYER DEVELOPMENT**

Born September 13, 1959 in Sanford, FL, 2021 marks Tim Raines' ninth season with the Blue Jays and his fourth in this role. He previously held the position of Outfield/Baserunning Coordinator from 2013-2017. Raines was inducted into the Baseball Hall of Fame on July 30, 2017, and was also inducted into the Canadian Baseball Hall of Fame in 2013. The outfielder spent 23 seasons in the Major Leagues with Montreal (1980-1990, 2001), Chicago-AL (1991-1995), New York-AL (1996-1998), Oakland (1999), Baltimore (2001) and Florida (2002). He hit .294 (2,605 hits) with 170 home runs, 980 RBI, 808 stolen bases and a .385 OBP. Among the all-time leaders, he ranks fifth in stolen bases, 38th in walks and is tied for 80th in hits. Raines had his #30 uniform retired by the Expos on June 19, 2004. He made his managerial debut with Brevard County (A) in the Expos' organization, posting a 53-72 record in 2004. He then spent three seasons in the White Sox' system, including two with the Major League club from 2005-2006. In 2005, Raines was the First Base Coach on the World Series Championship team and was Bench Coach in 2006. He now has four children and resides just outside of Phoenix, Arizona.





RYAN MITTLEMAN
DIRECTOR, PROFESSIONAL SCOUTING

Ryan Mittleman joined the organization in 2005 as Manager of Baseball Information in the communications department. He then moved into the scouting department in 2006 and spent the next five seasons as the Coordinator of Amateur Scouting. Mittleman became Assistant Scouting Director in 2011 before spending 2012 as a Pro Scout, and spent 2013-2014 as Coordinator of Advance Scouting and Video. Mittleman served as Major League Advance Scouting Coordinator from 2015-2016, providing advance scouting and handling in-game replay operations, and was named to his current position on January 4, 2017, where he oversees the direction of all professional scouts in the organization. Born in Providence, Rhode Island, he has resided in Toronto since 1985. Mittleman excelled in hockey, playing on the US under-17 and

under-18 teams, winning silver medals with both squads while leading the under-17 club in goals. He attended Boston College, and played Division I hockey for the Eagles from 1995-1997.



SHANE FARRELL
DIRECTOR, AMATEUR SCOUTING

Shane Farrell is entering his second season with the organization, having joined the Blue Jays in January, 2020. He works with Tony Lacava to oversee the Amateur Scouting process and also collaborates with the High Performance, Research & Development, and Player Development departments to advance information streams and help integrate players into the Blue Jays Minor League system. Farrell previously worked for the Chicago Cubs as a West Coast Crosschecker. He started in the Cubs' front office in 2012 as an Amateur Scouting Assistant before becoming an Area Scout in 2017. Farrell was raised in a baseball family – his father, John, is a former Blue Jays Manager; his older brother, Jeremy, is a Minor League Field Coordinator with the Cubs; his younger brother, Luke, is on the Minnesota Twins' Major League Roster; and Shane was drafted by the Blue Jays in the 46th round of the 2011 Draft. He currently resides in Phoenix, AZ, with his wife, Elizabeth, and daughter, Payton.


and Shane was drafted by the Blue Jays in the 46th round of the 2011 Draft. He currently resides in Phoenix, AZ, with his wife, Elizabeth, and daughter, Payton.



JOSE "SANDY" ROSARIO
DIRECTOR, INTERNATIONAL OPERATIONS

Jose Sandy Rosario Valdez, born in Santo Domingo, Dominican Republic on August 11, 1973 and is now married with three children. He played as an amateur in the Parallel League and served as a bullpen catcher for the DSL Pirates in 1994. He studied engineering at the University Autonoma of Santo Domingo and completed his degree in 2000. Rosario worked with the Montreal Expos from February, 2002 until October, 2006 as Director of Scouting and Development in the Dominican. He then went to the Mets as an Area Scout in November, 2006 until October, 2011. Rosario joined the Toronto Blue Jays as Director of Scouting, Dominican Republic in November of 2011, served as Director, Latin America Operations from February of 2016 until he was promoted to his current role of Director, International Operations on

November 19, 2018. He has participated in the signings of players such as: Atahualpa Severino, Michael Martinez, Henry Mejia, Juerys Familia, Armando Rodriguez, Juan Jaime, Miguel Castro, Lourdes Gurriel Jr., Richard Urena, Jose Fernandez, Yimi Cordero, and Vladimir Guerrero Jr.



LORENZO PEREZ
DOMINICAN SCOUTING SUPERVISOR

Lorenzo Antonio Pérez was born on February 1, 1979 in Salcedo, Dominican Republic. He studied Business at OIM University and played amateur baseball. He has been an International Scout for 16 years, the longest tenure in Toronto's international scouting department. Perez has been covering México, Colombia, Venezuela and Panamá, and has played an integral role in the evaluation and signing of all Dominican players in the Blue Jays' system.



JOSE CONTRERAS
VENEZUELAN SCOUTING SUPERVISOR

José Aurelio Contreras Molina was signed by the Montreal Expos in 2001 and played in Montreal's system for five years, reaching the A-ball level. He also played in the St. Louis Cardinals' system in 2007 and joined the Quebec Capitals of the Can-Am League in 2008. Contreras worked as a scout and infield coach for the New York Mets from 2010-2011 before joining the Blue Jays in 2012 as a scout and coach in Latin America. He served as a First Base Coach for the Guaira Sharks in the Venezuelan professional league in 2016. Contreras was promoted to his current position in January of 2018 and now lives with his wife and daughter in Caracas, Venezuela.



AARON ACOSTA
MEXICAN SCOUTING SUPERVISOR

Aaron Acosta played 20 years of professional baseball in the Mexican (summer) Baseball League (LMB) and 13 years in the Mexican (Winter) Pacific League (LMP). Acosta appeared in two all-star games in the LMB and one all-star game in the LMP. He was named Pitcher of the Year while with the Venados of Mazatlán in 1994. He played in the Caribbean Series in 1995 with San Juan, Puerto Rico and 1998 with Puerto La Cruz, Venezuela. Acosta retired as a player in 2010 and started working with the Venados of Mazatlán as a scout. He went on to work for the Tampa Bay Rays as a scout from 2013 to 2016. Acosta studied mechanical electrical engineering at the University of Veracruzana. He was named to his current position with the Blue Jays in 2016.



HARRY EINBINDER
MANAGER, AMATEUR & INTERNATIONAL SCOUTING

Harry Einbinder was promoted to his current position in 2017. He originally joined the Blue Jays in the ticket sales department in 2005 and moved into Baseball Operations as an intern in 2008 before being appointed to Assistant, Baseball Research in 2009. Einbinder became Scouting Coordinator in 2010 and remained in that role until 2015, when he served as Coordinator, Advance Scouting and Video. In 2007, he worked at the Mexican Baseball Academy in El Carmen, Nuevo Leon, Mexico. Born in New York, NY, Einbinder graduated from Cornell and earned his MBA at the University of Toronto. He holds dual citizenship and lives in Toronto with his wife and daughter.



KORY LAFRENIERE
MANAGER, AMATEUR SCOUTING

Kory Lafreniere is entering his eighth season with the Blue Jays in Toronto. He was promoted to his current role after spending the previous four seasons as Scouting Coordinator. He works closely with the amateur scouting staff and front office in preparation for the amateur draft. Additionally, this is his fourth season overseeing scouting efforts in Canada as Canadian Area Supervisor. Prior to joining the Blue Jays in Toronto, Lafreniere interned with two Blue Jays affiliates, Vancouver and Bluefield, and the Toronto Raptors. Born and raised in Sault Ste. Marie, ON, Lafreniere graduated from Laurentian University in 2013 with an Honours Bachelor of Commerce in Sports Administration.



MAJOR LEAGUE SCOUTS



Sal Butera
Major League Scout



Jim Skaalen
Major League Scout

PROFESSIONAL SCOUTS



Matt Anderson
Professional Scout



Blake Bentley
Professional Scout



John Babocsi
Player Personnel Analyst



Kevin Briand
Professional Scout



Carson Cistulli
Player Personnel Coordinator



Justin Coleman
Professional Scout



Tommy Farah
Pro Scouting Analyst



Jon Lalonde
Player Personnel Coordinator



Mitch Leeds
Professional Scout



Marc Lippman
Professional Scout



Nick Manno
Player Personnel Coordinator



David May Jr.
Professional Scout



Tim Rooney
Professional Scout



Hideaki Sato
Pacific Rim Scout



Brent Urcheck
Player Personnel Coordinator



Stephen Yoo
Pro Scouting Fellow



AMATEUR SCOUTS



Matt Bishoff
*Regional
Crosschecker*



Russ Bove
*Special Assignment
Scout*



Dean Decillis
*Special Assignment
Scout*



Blake Crosby
National Supervisor



C.J. Ebarb
*Regional
Crosschecker*



Brian Johnston
*Amateur &
International
Crosschecker*



Jamie Lehman
*Regional
Crosschecker*




Paul Tinnell
*Amateur
Crosschecker*



Michael Youngberg
*Regional
Crosschecker*

AREA SCOUTS



Adam Arnold
Phoenix, AZ



Joey Aversa
Fountain Valley, CA



Coulson Barbiche
Midlothian, VA



Brandon Bishoff
Tampa, FL



Tom Burns
Harrisburg, PA



Chris Curtis
Houston, TX



Ryan Fox
Yakima, WA



Pete Holmes
Boston, MA



Matt Huck
Chicago, IL



Randy Kramer
Aptos, CA



Jim Lentine
San Clemente, CA



Nate Murrie
Bowling Green, KY



Don Norris
Hoover, AL



Matt O'Brien
Clermont, FL



Manny Padron
Miami, FL



Wes Penick
Clive, IA



Max Semler
Dallas, TX



Bud Smith
Lakewood, CA



Mike Tidick
Statesboro, GA

BIOGRAPHIES

LAST SEASON

HISTORY

RECORDS

OPPONENTS

PLAYER DEV.

MEDIA & MISC.



AMATEUR SCOUTING SUPPORT STAFF

BIOGRAPHIES

LAST SEASON


HISTORY

RECORDS

OPPONENTS

PLAYER DEV.

MEDIA & MISC.




Tony Cho
*Amateur &
International Video
Associate*



Pat Griffin
Canadian Scout



Jay Lapp
Canadian Scout



Adam McInturf
*Amateur Scouting
Video Associate*



Chirag Nanavati
*Video
Coordinator*



Jasmin Roy
Canadian Scout



Roberto Santana
Puerto Rican Scout



Rene Tosoni
Canadian Scout



Gerald Turner
Scout



2021 MINOR LEAGUE INSTRUCTORS

CANDAELE, Casey

Field Coordinator

- Casey Candaele is entering his second season as Field Coordinator while also taking the reigns as Manager at Triple-A Buffalo for the first time...Spent the prior two seasons as Manger for Advanced-A Dunedin (2018) and Class-A Vancouver (2019), and was also named as the Blue Jays' Practice Design/Skill Development Coordinator for the 2019 campaign...Began his coaching career holding various positions at San Luis Obispo High School, as well as in various summer leagues throughout that area...In 2011, he became the Infield and Baserunning Coordinator for the Texas Rangers, and was promoted to Field Coordinator in 2015, a position he held for one year before the Seattle Mariners hired him to be their First Base Coach in the Major Leagues.
- The former utility man played at the University of Arizona where he helped the team win the National Championship in 1980...Signed by the Expos as an undrafted free agent in 1982 and played parts of nine seasons in the Major Leagues with the Expos, Astros and Indians, combining to bat .250 with 11 home runs and 139 RBI over 754 games.

MANAGERIAL/COACHING CAREER

2011-2014	Infield and Baserunning Coordinator, Texas Rangers
2015	Field Coordinator, Texas Rangers
2016-2017	First Base Coach, Seattle Mariners
2018	Manager, Dunedin, Florida State League (Blue Jays)
2019	Manager, Vancouver, Northwest League (Blue Jays)
2021-	Field Coordinator, Toronto Blue Jays
2021-	Manager, Buffalo, Triple-A East (Blue Jays)



TAMARGO Jr., John

Short-Season Field Coordinator

- Entering his first season in the role of Short-Season Field Coordinator, in which he will primarily work with the GCL and DSL affiliates, and will focus on team environment, competitive culture, team fundamentals, in-game strategies and base running...2021 marks his 12th season with the organization, having served as a Hitting Coach, Manager, Hitting Coordinator and Latin American Field Coordinator...Also spent five years coaching within the Astros' system, from 2004-2008.
- Attended the University of Florida and played seven Minor League seasons with the Mets and Astros, reaching as high as Triple-A.

MANAGERIAL/COACHING CAREER

2004	Position Coach, Carolina League (Astros)
2005-08	Hitting Coach, Corpus Christi, Texas League (Astros)
2010-11	Hitting Coach, Lansing, Midwest League (Blue Jays)
2012-14	Manager, Lansing, Midwest League (Blue Jays)
2015	Hitting Coach, Dunedin, Florida State League (Blue Jays)
2016	Manager, Vancouver, Midwest League (Blue Jays)
2017-18	Manager, DSL Blue Jays (Blue Jays)
2019	Latin American Field Coordinator, Toronto Blue Jays
2020-	Short-Season Field Coordinator, Toronto Blue Jays



MCPHERSON, Dallas

Skill Development Coordinator

- Took on the role of Skill Development Coordinator to start the 2020 season...Spent 2019 as Manager of Class-A Lansing...Managed Class-A (short) Vancouver in 2018, his first season as a professional coach/manager...Previously served as Varsity Head Coach at King's Ridge Christian School in Alpharetta, GA.
- Selected in the 2nd Round of the 2001 Major League Baseball First-Year Player Draft and was twice named Minor League Baseball Player of the Year (2002, 2004) before making his Major League debut in September of 2004 with the Anaheim Angels...Played in parts of five Major League seasons before retiring with the Chicago White Sox in 2011...Combined to hit .241 with 18 home runs and 45 RBI across 139 Major League games.

MANAGERIAL/COACHING CAREER

2018	Manager, Vancouver, Northwest League (Blue Jays)
2019	Manager, Lansing, Midwest League (Blue Jays)
2020-	Skill Development Coordinator, Toronto Blue Jays



BIOGRAPHIES

LAST SEASON

HISTORY

RECORDS

OPPONENTS

PLAYER DEV.

MEDIA & MISC.



MENSE, Hunter**Hitting Coordinator**

- Begins his third season as Toronto's Minor League Hitting Coordinator after spending the 2018 season as Hitting Coach for Double-A New Hampshire...Spent six seasons as an assistant coach at the University of Missouri before joining the San Diego Padres in 2017 as the Hitting Coach at short-season Tri-City...Was an outfielder at Missouri and was drafted in 2006 by the Florida Marlins...Following his playing career, he returned to University of Missouri to finish his degree and begin his coaching career.
- Played five seasons in the minors with the Marlins, reaching as high as Triple-A...More recently, he achieved his Master's in Sports Psychology from Missouri in 2016...Currently resides in Boonton, NJ, with his wife, Nici, and son, Mason.

**MANAGERIAL/COACHING CAREER**

2017	Hitting Coach, Tri-City, Northwest League (Padres)
2018	Hitting Coach, New Hampshire, Eastern League (Blue Jays)
2019-	Hitting Coordinator, Toronto Blue Jays

SOLANO, Danny**Infield Coordinator**

- Joined the coaching ranks, assisting with the Blue Jays Extended Spring Training program at the end of the 2006 season, before becoming a coach with the Gulf Coast squad...In 2012, assisted Chad Mottola with hitting coach duties at Triple-A Las Vegas...Spent 2015-2016 as Minor League Infield Coach before assuming the role of Infield Coordinator in 2017.
- Signed as an undrafted free agent by Texas in 1996...Then signed with Toronto in May of 2002... Played nine seasons in the minors, reaching Triple-A while with Syracuse from 2004-2006...In 861 career games, posted a .248 average with 32 home runs and 292 RBI...Played 99 games at 2B, 198 at 3B and 529 at SS.

**MANAGERIAL/COACHING CAREER**

2007-11	Coach, Gulf Coast League (Blue Jays)
2012	Assistant Hitting Coach, Las Vegas (Blue Jays)
2013-14	Coach, Gulf Coast League (Blue Jays)
2015-16	Minor League Infield Coach, (Blue Jays)
2017-	Infield Coordinator (Blue Jays)

POPHAM, Cory**Pitching Development Coordinator**

- Signed on to serve as Pitching Coach of the GCL Blue Jays for the cancelled 2020 season, while also handling the role of Pitching Development Coordinator for the organization...Spent his 2019 campaign with Dominican Summer League squad as an Assistant Pitching Coach...Was Pitching Coach for the NCAA Division II Post Eagles in 2018.
- Pitched for two seasons (2013 and 2015) at the University of the Pacific in Stockton, CA.

**MANAGERIAL/COACHING CAREER**

2019	Assistant Pitching Coach, GCL Blue Jays, Gulf Coast League (Blue Jays)
2020-	Pitching Development Coordinator, Toronto Blue Jays

TRACY, Matt**Pitching Development Coordinator**

- Began serving as the organization's Pitching Development Coordinator prior to the 2020 season...Was also named Assistant Pitching Coach for the GCL Blue Jays for the cancelled 2020 campaign.
- Drafted out of the University of Mississippi by the New York Yankees in the 24th round in 2011... Pitched in one Major League game for the Yankees in 2015...Made 165 Minor League appearances, including 111 starts, while going 33-42 with a 3.91 ERA...Signed with the Blue Jays in 2018 for his final pro season and pitched in 11 games for Triple-A Buffalo (2.40 ERA).

**MANAGERIAL/COACHING CAREER**

2020-	Pitching Analysis Coordinator, Toronto Blue Jays
-------	--



MINOR LEAGUE AFFILIATES

BUFFALO BIONS

TRIPLE-A EAST, NORTHEAST DIVISION

Sahlen Field

One James D. Griffin Plaza, Buffalo, NY 14203

Phone (716) 846-2000
 Fax (716) 852-6530
 Website www.buffalobions.com
 Email info@bions.com
 Owner/President Robert E. Rich Jr.
 President Rich Entertainment Group Melinda R. Rich
 Vice President, Chief Operating Officer .. Joseph W. Segarra
 President, Rich Baseball Operations Michael Buczkowski
 Vice President, Operations & Finance Kevin Parkinson
 Vice President, Food Service Operations Robert Free
 General Manager Anthony Sprague
 Vice President, Secretary William G. Gisel Jr.
 Corporate Counsel Jill K. Bond, William E. Grieshaber Jr.
 Asst. GM/Marketing & PR Brad Bisbing
 Executive Assistant Tina Leshner
 Director, Corporate Sales Jim Harrington
 Director, Sales Geoff Lundquist
 Director, Ticket Office Operations Mike Poreda
 Director, Stadium Operations Brian Phillips
 Manager, Entertainment & Promotions Mike Simoncelli
 Merchandise Manager, Rich Baseball Operations Theresa Cerabone
 "Voice of the Bions/Media Relations Pat Malacaro
 General Manager, Food Service Operations Sean Regan
 Commissary Manager Eugene Steele
 Supervisor, Food Service Operations Curt Anderson

Community Relations/Receptionist Gail Hodges
 Accounting Manager, Rich Baseball Operations Chas Fiscella
 Accountant Amy Delaney, Tori Dwyer
 Payroll Administrator Kate Fisher
 Account Executive Nicholas Iacona
 Account Executive Kim Milleville
 Account Executive Shaun O'Leay
 Sales Coordinator Rachel Szymanski
 Chief Engineer Gerald Hamilton
 Engineers Mark Becht, David Wheeler
 Home Clubhouse/Baseball Operations Scott Leshner
 Visiting Clubhouse Manager Steve Morris
 Manager Casey Candaele
 Pitching Coach Jeff Ware
 Hitting Coach Corey Hart
 Position Coach Devon White
 Development Coach Jake McGuiggan
 Trainer Caleb Daniel
 Strength and Conditioning Coach Justin Batchner
 Affiliate Dietitian Kat Mangieri
 Mental Performance Coach John Lannan
 Stadium Sahlen Field
 Seating Capacity 16,600
 Outfield Distances LF-325, CF-404, RF-325, LCF-371, RCF-367

NEW HAMPSHIRE FISHER CATS

DOUBLE-A NORTHEAST, NORTHEAST DIVISION

Delta Dental Stadium

One Line Drive, Manchester, NH 03101

Phone (603) 641-2005
 Fax (603) 641-2055
 Website www.nhfishercats.com
 Email info@nhfishercats.com
 Ownership Operated by DSF Sports
 Managing Partner Arthur P. Solomon
 Partner Rick Brenner
 Partner Tom Silvia
 President Mike Ramshaw
 Vice President, Stadium Operations Tim Hough
 Vice President, Sales Jeff Tagliaferro
 Vice President, Business Development Erik Lesniak
 Director, Hospitality and Special Events Stephanie Fournier
 Manager, Box Office Tara Leeth
 Manager, Broadcasting and Media Relations Tyler Murray
 Manager, Facility Operations D.J. Peer
 Manager, Marketing Sarah Lenau
 Manager, Sports Turf Greg Nigrello

Coordinator, Corporate Sales and Promotions Andrew Marais
 Senior Ticket Sales Account Executive Nate Newcombe
 Ticket Sales Account Executive Andrew Larson
 Radio Broadcasters Bob Lipman, Tyler Murray
 Manager Cesar Martin
 Pitching Coach Jim Czajkowski
 Hitting Coach Matt Hague
 Position Coach Chris Schaeffer
 Development Coach Evan Short
 Trainer Luke Greene
 Strength and Conditioning Coach Casey Callison
 Mental Performance Coach Rob DiBernardo
 Affiliate Dietitian Kara Terry
 Home Clubhouse Manager Jim Billington
 Stadium Delta Dental Stadium
 Capacity 6,500
 Outfield Distances LF-326, CF-400, RF-306

MEDIA & MISC.

BIOGRAPHIES
 LAST SEASON
 HISTORY
 RECORDS
 OPPONENTS
 PLAYER DEV.



VANCOUVER CANADIANS

HIGH-A WEST

Nat Bailey Stadium

4601 Ontario Street, Vancouver, BC V5V 3H4

Phone	(604) 872-5232
Fax	(604) 872-1714
Website	www.canadiansbaseball.com
Email	staff@canadiansbaseball.com
Operated By	Vancouver Professional Baseball LLP
Principal Owner and Managing General Partner	Jake Kerr
Partner	Jeff Mooney
President	Andy Dunn
General Manager	Allan Bailey
Financial Controller	Brenda Chmiliar
Assistant General Manager	Stephani Ellis
Senior Advisor, Business Development	Walter Cosman
Director, Communications and Broadcaster	TBD
Manager, Ticket Operations	Steven Maisey
Coordinator, Sales	Jonah Morris
Coordinator, Accounting	Charlene Shamku

Manager, Ballpark Operations and Home Clubhouse	TBD
Head Groundskeeper	Ross Baron
Manager	Donnie Murphy
Pitching Coach	Antonio Caceres
Hitting Coach	Ryan Wright
Position Coach	Danny Canelias
Development Coach	Taylor Hill
Trainer	Brandon Hammerstrom
Strength and Conditioning Coach	Tommy LaBriola
Affiliate Dietitian	Geoff Stallman
Mental Performance Coach	Rob DiBernardo
Clubhouse Manager	TBD
Stadium	Nat Bailey Stadium
Capacity	6,413
Outfield Distances	LF-320, CF-385, RF-335

DUNEDIN BLUE JAYS

LOW-A SOUTHEAST, WEST DIVISION

TD Ballpark

373 Douglas Ave., Dunedin, FL 34698

Phone	(727) 733-9302
Fax	(727) 734-7661
Website	www.dunedinbluejays.com
Email	dunedin@bluejays.com
Director, Florida Operations	Shelby Nelson
General Manager	TBD
Senior Manager of TD Ballpark Business Operations	Kathi Beckman
Senior Manager of TD Ballpark Operations	Zac Phelps
Accounting Manager	Gayle Gentry
Project Manager	Katie DiGirolamo
Supervisor, Ticket Sales and Operations	Craig Ball
Coordinator, Communications and Marketing	Andrew Thrifflay
Coordinator, Community Relations and Fan Engagement	Matthew Woak
Coordinator, TD Ballpark Facilities and Operations	Troy Valeriano

Administrative Assistant	Dea Jones
Head Superintendent	Patrick Skunda
Assistant Head Superintendent	Brian Cox
Manager	Luis Hurtado
Pitching Coach	Phil Cundari
Hitting Coach	Matt Young
Position Coach	George Carroll
Development Coach	Drew Hayes
Trainer	Roelvis Vargas
Strength and Conditioning Coach	Matt Hunter
Mental Performance Coach	John Lannan
Affiliate Dietitian	Lauren Poole
Mental Performance Coach	Ben Freakley
Stadium	TD Ballpark
Capacity	8,500
Outfield Distances	LF-328, CF-400, RF-328

GCL BLUE JAYS

ROOKIE - GULF COAST LEAGUE

Toronto Blue Jays Player Development Complex

3031 Garrison Road, Dunedin, FL 34698

Phone	(727) 734-8007
Fax	(727) 734-8162
Manager	Brent Lavallee
Bench Coach	Jose Mayorga
Pitching Coach	Cory Flordan
Hitting Coach	Paul Elliott
Position Coach	Dennis Holmberg

Development Coach	Zach Stewart
Trainer	Jon Woodworth
Strength and Conditioning Coach	Taylor Haslinger
Affiliate Dietitian	Trevor Lomax
Mental Performance Coach	Matthew Galvez
Home Field	Player Development Complex

DSL BLUE JAYS

ROOKIE - DOMINICAN SUMMER LEAGUE

D.R. Academy

Boca Chica, Dominican Republic

Manager	Dane Fujinaka
Pitching Coach	Yoel Hernandez
Hitting Coach	Andy Fermin
Hitting Coach	Petr Stribrcky
Position Coach	Deiferson Barreto
Position Coach	Jose Mateo

Trainer	Alain Pacheco
Trainer	Ysidro Reyes
Strength and Conditioning Coach	Imbwer Alvarez
Assistant Strength and Conditioning Coach	Roswell Del Rosario
Mental Performance Coach	Matthew Galvez
Home Field	Player Development Complex



BUFFALO BIONS

INTERNATIONAL LEAGUE (AAA)



CANDAELE, Casey - Manager

- Casey Candaele is entering his first season as Manager of the Bisons...Served as Field Coordinator in 2020 and will do so again for 2021...Spent the prior two seasons as Manger for Advanced-A Dunedin (2018) and Class-A Vancouver (2019)...Also named as the Blue Jays' Practice Design/Skill Development Coordinator for the 2019 campaign...Began his coaching career holding various positions at San Luis Obispo High School, as well as in various summer leagues throughout that area...In 2011, he became the Infield and Baserunning Coordinator for the Texas Rangers, and was promoted to Field Coordinator in 2015, a position he held for one year before the Seattle Mariners hired him to be their First Base Coach in the Major Leagues.
- The former utility man played at the University of Arizona where he helped the team win the National Championship in 1980...Signed by the Expos as an undrafted free agent in 1982 and played parts of nine seasons in the Major Leagues with the Expos, Astros and Indians, combining to bat .250 with 11 home runs and 139 RBI over 754 games.



RECORD AS MANAGER

	W-L	PCT
CAREER TOTALS	99-104	.488

WARE, Jeff - Pitching Coach

- Returning this season to the position of Pitching Coach, his first at Triple-A, having spent three years as the organization's Pitching Coordinator...Joined the Blue Jays organization for the first time in 2014 as Pitching Coach for Vancouver...Spent the 2015 and 2016 seasons coaching in Lansing...Spent seven seasons in the Yankees organization, including three as Pitching Coach for the Tampa Yankees (2011-2013)...Landed at Staten Island (2007) and Charleston (2008-2010) as well...Began his coaching career as Pitching Coach for the North Shore Spirit in the Can-Am League.
- Selected in the 1st round by the Blue Jays in 1991 (35th overall)...Made stops in the Milwaukee, Anaheim, White Sox and Blue Jays organizations, reaching the Majors for 18 games with Toronto in 1995-1996...Was a member of Team USA and won bronze at the 1991 Pan American games.



HART, Corey - Hitting Coach

- This year marks his fifth season in the Blue Jays' system and his third as a Hitting Coach with Buffalo...Served in the same role for two seasons with Dunedin (2016-2017)...Spent six seasons (2010-2015) in the Miami Marlins' system, including four (2012-2015) as the Hitting Coach for the Advanced-A Jupiter Hammerheads...Prior to joining the Marlins organization, he spent four years coaching in the Milwaukee Brewers' Minor League system.
- The former infielder played eight Minor League seasons with Kansas City (1998-2004) and Milwaukee (2005) after being selected in the 23rd round of the 1998 First-Year Player Draft by the Royals.



WHITE, Devon - Position Coach

- Made his Blue Jays coaching debut as Hitting Coach with the Buffalo Bisons in 2017 and became Position Coach in 2018...Previously served as outfield and baserunning coordinator for Washington (2008-2010) and baserunning coordinator for the Chicago White Sox (2011-2012).
- Selected by the Angels in the 6th round of the 1981 draft...Won three World Series championships, two with the Blue Jays (1992, 1993) and one with Florida (1997)...Was a seven-time Gold Glove winner in center field, while also earning three All-Star Game appearances (1989, 1993, 1998)...On September 9, 1989, he became one of the few players in baseball history to get on first base and then score by stealing second base, third base, and home.



MCGUIGGAN, Jake - Development Coach

- Joined the Blue Jays during the 2018 season as an affiliate intern with Rookie-level Bluefield... There he developed a passion for Player Development and an interest in coaching, leading to the creation of the Development Coach role for the 2019 season...Spent the 2019 season on staff with Advanced-A Dunedin and is currently in his second season as Development Coach with Triple-A Buffalo.
- Graduated from Harvard College in 2015 with a degree in Government. He played three seasons of independent baseball in the Can-Am League (2015) and Atlantic League (2016-2017).



BIographies

LAST SEASON

HISTORY

RECORDS

OPPONENTS

PLAYER DEV.

MEDIA & MISC.



NEW HAMPSHIRE FISHER CATS

EASTERN LEAGUE (AA)



MARTIN, Cesar - Manager

- Hired as Manager for New Hampshire prior to the 2020 cancelled season...Spent 2019 managing Advanced-A Dunedin to a first-place finish with an 80-55 record, and was named the Florida State League Manager of the Year...After the season, managed the Scottsdale Scorpions in the Arizona Fall League...Served the previous two years managing Class-A Lansing...Was the Gulf Coast League (Rookie) Manager from 2015-2016...In his initial season as Manager, led the GCL club to a Northwest Division title...Lost the GCL Championship 2-0 to the GCL Red Sox...Spent 2014 as Bluefield's Hitting Coach...Spent 2003-2013 with the DSL team, starting as a coach before taking over managerial duties in final seasons in the Dominican...In 2013, he led the DSL team to a 41-29 record.
- Signed with the Blue Jays as a Minor League player on July 2, 1998...Started his playing career in the DSL in 1999...Had his best season in 2000, hitting .274 in the DSL with 15 doubles and 52 RBIs...Moved up to Rookie-level Medicine Hat in 2001 and played his final season in Class-A (short) Auburn in 2002.



RECORD AS MANAGER

	W-L	PCT
CAREER TOTALS	301-224	.573

CZAJKOWSKI, Jim - Pitching Coach

- Now in his second stint with New Hampshire, having spent 2019 with Advanced-A Dunedin...Joined the Blue Jays in 2011 and will serve as a Pitching Coach for a 10th season, already putting in six campaigns in Vancouver, one prior in New Hampshire, and two in Dunedin...Spent 15 seasons in the Braves organization...During his 11 years as a Pitching Coach in Atlanta's system, did so with only two clubs: Rookie-level Danville and Class-A Rome.
- In his only season in the Major Leagues, appeared in five games for Colorado in their inaugural season...Was a three-time All-Star in the minors over 12 seasons...Was a member of six organizations, including Atlanta, Pittsburgh, Milwaukee, Chicago (NL), Colorado and Toronto.



HAGUE, Matt - Hitting Coach

- Entering his first season as a Hitting Coach for Double-A New Hampshire, after he was slated to be Dunedin's Hitting Coach for the cancelled 2020 season...Served as a Pro Scouting Fellow for the Blue Jays in 2019 and spent the season developing as an evaluator with a focus on swing mechanics.
- Played three seasons at the University of Washington before transferring to Oklahoma State University for his senior season...Drafted by the Pittsburgh Pirates in the 9th round of the 2008 First-Year Player Draft...Played for the Pirates organization from 2008-2014, playing at the Major League level in 2012 and 2014...Also reached the Majors for 10 games while playing for the Blue Jays in 2015...Rounded out his career with time in the Minnesota, Seattle and Washington organizations from 2017-2018.



SCHAEFFER, Chris - Position Coach

- The former catcher is in his third season as a Position Coach, his first at the Double-A level...Served for two years in the same role for Rookie-level Bluefield (2016-2017).
- The product of North Carolina State signed a Minor League deal with the Blue Jays in 2011 and played in Toronto's system for four years, reaching as high as Double-A in 2013, combining for a total of four home runs and 43 RBI across 103 career games.



SHORT, Evan - Development Coach

- Taking on a coaching role for the first time...Also serves as the organization's Pitching Skills Coach & Strategist...Was Director of Analytics for UC Santa Barbara for two seasons prior to joining Toronto in 2019...With UCSB, founded an analytics department and created new player development initiatives which enabled the program to achieve the 3rd-highest winning percentage in D1 baseball, with a top 10 national ERA and winning their first conference championship in 33 years...With the Blue Jays, a role was created for him to systematically integrate newly acquired technology to all player development initiatives across each level of the minor league system from the ground up.



BIOGRAPHIES

LAST SEASON

HISTORY

RECORDS

OPPONENTS

PLAYER DEV.

MEDIA & MISC.





MURPHY, Donnie – Manager

- Making his debut as Manager for Vancouver this season...Was Double-A New Hampshire's Hitting Coach for the 2019 campaign and spent 2018 as Hitting Coach for Advanced-A Dunedin... Served as Class-A Lansing's Hitting Coach in 2016.
- Drafted by Kansas City in the 5th round of the 2002 MLB First-Year Player Draft and put together a 14-year professional career...Spent time in the Kansas City, Oakland, Miami, Chicago (NL), Texas, Cincinnati, Atlanta and Milwaukee organizations before retiring in 2015...Made his Major League debut on September 18, 2004 while with Kansas City...In 335 career Major League games, hit .212 with 33 home runs and 119 RBI.



CACERES, Antonio Gonzalez – Pitching Coach

- Entering his first year as Vancouver's Pitching Coach, after spending two seasons with Class-A Lansing (2018-2019), which followed seven years with Rookie-level Bluefield...Began his coaching career as the Pitching Coach with the Blue Jays of the Dominican Summer League in 2001... Led an Auburn club to a league lead in strikeouts and finished second in ERA in 2006...Returns for his 21st year coaching in the Blue Jays organization.
- Signed as a non-drafted free agent by the Blue Jays on February 2, 1995...Played four seasons in the minors (1995-1998), all within the Blue Jays' system.



WRIGHT, Ryan – Hitting Coach

- Making his Minor League coaching debut this year, after his debut with Class-A Lansing last season was cancelled...Began his coaching career at Capital High School in Boise, Idaho, in 2015-2016...Was a Graduate Assistant at California State University Northridge in 2016...Joined the organization from Montana State University Billings where he was on staff since 2017...Most recently served as the Hitting Coach & Recruiting Coordinator at MSUB...Has also managed the Spearfish Sasquatch Baseball Club in Spearfish, SD (2018-2019) and the Kelowna Falcons Baseball Club in Kelowna, BC (2019).
- Played collegiately at the University of Utah, Treasure Valley Community College, and Oklahoma City University.



CANELLAS, Danny – Position Coach

- The 26-year-old is entering his second season as a coach, having served in the same capacity for Vancouver in 2019.
- The former catcher and relief pitcher played Rookie-level baseball for the Los Angeles Dodgers in 2014 and 2015...He also signed as a free agent with the Blue Jays on October 9, 2017 and was assigned to the Gulf Coast League, Lansing and Dunedin at various parts of the 2018 season.



HILL, Taylor – Development Coach

- Started as a Development Coach in 2019...His focus is on helping pitchers utilize all of their data to the best of their ability while also assisting the pitching coach in anyway possible.
- Drafted by the Washington Nationals in the 6th round out of Vanderbilt University in 2011...He played in the Nationals Organization (2011-2017), and with the Giants (2018), Sioux Falls Canaries (2019), and Durango Generales (2019)...Made a total of nine Major League appearances while with the Nats in 2014 and 2015.



DUNEDIN BLUE JAYS

FLORIDA STATE LEAGUE (LOW-A)



HURTADO, Luis – Manager

- Making his Dunedin managerial debut this season as Rookie-level Bluefield's Manager in 2019...Spent the prior two seasons as Manager with the GCL Blue Jays, following a lengthy catching career.
- Played seven seasons in the Blue Jays' system, reaching Triple-A Las Vegas in 2011-2012... Posted a .229 average in 129 career contests.

RECORD AS MANAGER

	W-L	PCT
CAREER TOTALS	90-90	.500



CUNDARI, Phil – Pitching Coach

- Was scheduled for his first season as a Pitching Coach in the Blue Jay's system prior to last year's cancelled campaign...Spent the previous two years at Rutgers University, on the heels of 17 seasons at Seton Hall...Named 2011 National Pitching Coach of the Year...Worked for CPC Behavioral Healthcare from 1990-2001...Also ran a Sports Performance Coaching Private Practice from 1995-2010.
- Selected in the 4th round of the 1985 Draft...Played four seasons in the minors, all within Oakland's system...Went 17-21 with a 4.30 ERA over 61 games.



YOUNG, Matt – Hitting Coach

- Entering his second season with Low-A Dunedin, having also served as Hitting Coach there in 2019...Made his professional coaching debut in 2018 as Hitting Coach for Class-A Lansing.
- Attended Plano East Senior High School and the University of New Mexico before signing with the Atlanta Braves in 2004...Played parts of two seasons in the Major Leagues with the Braves and the Tigers, and enjoyed a nine-year professional career playing with the Atlanta, Detroit, St. Louis and Los Angeles (AL) organizations as an outfielder and second baseman.
- After working in insurance for several years following his playing career, became the General Manager at Top Prospect Academy in Grapevine, TX, where he offered private hitting instruction.



CARROLL, George – Position Coach

- Originally slated to join the D-Jays for the first time for the cancelled 2020 campaign...The former catcher and first baseman spent the last three seasons with GCL Blue Jays, starting as a player in 2017 before transitioning to Position Coach for the following two campaigns...He has also served as Catching Coach and Hitting Coach for IMG in Bradenton, FL, in 2014, and has served as an Instructor at Baseball Factory since 2015.
- The New York Institute of Technology grad signed with Toronto in 2011 and played for Rookie-level Bluefield for two seasons...He signed another Minor League deal with the club in 2017 and was assigned to Advanced-A Dunedin but did not play.



HAYES, Drew – Development Coach

- Coaching with the Blue Jays for the first time this season...Previously worked at Trinity Christian Academy where he coached baseball and football while teaching English & Government...Resides in McKenzie, TN, with his wife, Mariah.
- The Vanderbilt University product, was drafted by the Reds in 2010 and played seven seasons in the organization, reaching the Majors for six games in 2016.





LAVALLEE, Brent – Manager

- Serving as a Manager for the first time this season...Played at LSU Shreveport until 2009 and joined their coaching staff as a Graduate Assistant in 2010...Started as a full-time assistant in 2012 and was named the Head Coach in 2016...Through three seasons as Head Coach, his teams produced with an overall record of 126-57 and claimed the last two conference championships.
- The North Delta, British Columbia, native played for LSU for five seasons, including a medical red-shirt campaign...Played a total of 200 games and earned 2009 1st Team All-Canada while runner up for Canadian College Baseball Player of the Year.

MAYORGA, Jose – Bench Coach

- The 28-year-old from Pueblo Nuevo, Panama, is entering his first season as Bench Coach...Managed the DSL Blue Jays to a 35-35 record during the 2019 season...Coached with the Class-A (short) Vancouver Canadians in 2017 and 2018...Served as Bullpen Catcher for the Phillies in 2016.
- Was signed by Philadelphia as a 17-year-old on April 8, 2010...Played in six Minor League seasons, reaching as high as Advanced-A Clearwater in 2015.

RIORDAN, Cory – Pitching Coach

- The 34-year-old joins the organization in a coaching role for the first time...Spent the 2020 shut-down assisting with the club's pitch design framework.
- Drafted by the Colorado Rockies in the 6th Round of the 2007 MLB Draft out of Fordham University. He played in the Colorado organization (2007-2013), Salt River – AFL (2012), LG Twins – KBO (2014), Leones – VWL (2015-2016), Bridgeport – Atlantic (2015), DET organization (2016), Toros – DWL (2016-2018), Bridgeport – Atlantic (2017), Somerset – Atlantic (2018), and New Britain – Atlantic (2019).

ELLIOTT, Paul – Hitting Coach

- Returns to Toronto's GCL squad after spending 2019 with Rookie-level Bluefield...Also served as Hitting Coach with the Gulf Coast League Blue Jays in 2018...Was a coach for the Australian National Team in the 2004 Olympics, 2006 World Baseball Classic, 2006 Intercontinental Cup, 2007 Baseball World Cup and 2009 World Baseball Classic...Joined the Blue Jays organization in 1996 as a coach for the Rookie-level Medicine Hat Blue Jays...Has coached in the Blue Jays' system since that time, including stops with Dunedin and New Hampshire.
- Played with the Australian Senior baseball team in Korea, Japan, the Philippines, Taiwan and Holland from 1984 to 1987.

HOLMBERG, Dennis – Position Coach

- Has been with the Blue Jays for all but one of his 42 seasons as a coach/manager...Has managed teams to a postseason berth on 11 occasions, including a championship with Class-A Auburn in 2007...Made his Major League debut as the Bullpen Coach with Toronto in 1994 and 1995...Managed the Blue Jays new entry at Rookie-level Bluefield in the Appalachian League in 2011 to a playoff berth with a 40-28 mark and picked up his first Manager of the Year award for his efforts...Inducted into the Columbus, GA, Sports Hall of Fame on Feb. 21, 2015...Returns to the GCL for a second season after eight years with Bluefield.
- Drafted by the Brewers in the 5th round in 1970...Played eight seasons in the minors...Played every position except first base, and also pitched in three games...On February 21, 2015, was inducted into the Chattahoochee Valley Sports Hall of Fame.

STEWART, Zach – Development Coach

- Taking on the role of Development Coach for the first time and will use his experience and knowledge to help young pitchers establish routines and build their foundation as a pitchers...Has been a live batting practice thrower and Minor League coach for the club since 2019.
- Drafted by the Reds in the 3rd round in 2008 out of Texas Tech University...Debuted with Toronto in 2011 and pitched in 33 Major League games with the Blue Jays, White Sox and Red Sox...Also played two seasons with the NC Dinos of the KBO.



BIOGRAPHIES

LAST SEASON

HISTORY

RECORDS

OPPONENTS

PLAYER DEV.

MEDIA & MISC.




DSL BLUE JAYS

DOMINICAN SUMMER LEAGUE (RK)



FUJINAKA, Dane – Manager

- Entering his second season as the Dominican Summer League Manager...Spent last year in Rochester helping the alternate team in various roles...Spent the previous two years working at the Dominican complex developing young Latin and rookie players...In 2019, served as Assistant Coach at Illinois State where he was the first base coach and catching coach...Was the volunteer assistant coach at Sacramento State for 2018...Started his coaching career in 2016 at Menlo College where they were were known for their offensive power.
- Caught at Sacramento State (2012-2015) where they won the program's first two conference championships in 2012 and 2014...Graduated from Menlo College in 2016 with a Sports Management degree.



HERNANDEZ, Yoel – Pitching Coach

- Became the DSL Blue Jays Pitching Coach in 2017 where he continues in that role for a fourth campaign.
- Signed with the Philadelphia Phillies as an International Free Agent in 1998 out of Ciudad Bolivar, Venezuela...Played nine years of affiliated baseball and reached the Major Leagues with the Phillies in 2007...Following his MLB and MLB career, played in the Mexican League for eight years for Zulia and in the Venezuelan Winter League for Magallanes.




FERMIN, Andy – Hitting Coach

- Enters his fourth season as a coach in the organization, his first as a Hitting Coach...Was slated as Hitting Coach for Vancouver for the cancelled 2020 season...Held the role of Position Coach for Double-A New Hampshire from 2017-2019.
- Had a seven-year playing career exclusively in the Blue Jays' Minor League system...Was drafted in the 32nd round in 2010 out of Chipola College in Florida...Posted a .262 average in 338 Minor League games, appearing primarily as a second and third basemen...Won a Northwest League Championship while with Vancouver in 2013.
- His father, Felix, played mainly shortstop over 903 MLB games from 1987-1996 while with the Pirates, Indians, Mariners and Cubs.



STRIBRCKY, Petr – Hitting Coach

- Entering his fourth season with the Blue Jays and third as the DSL Hitting Coach...After retiring as a player in 2010, moved to Portugal to serve as Director of the Portuguese Baseball Academy as well as the Director of Portuguese Coaches Certification Program from 2011 - 2018, where he created Government recognized nationwide Coaches Certification Program...Also served as a speaker at various clinics across Europe...Obtained his Masters Degree in Physical Education with a Master thesis in Baseball in 2011.
- Originally from Blansko, Czech Republic, played in his native country up to the National Team level representing his country at the U18 European Championship and University World Championship.



BARRETO, Deiferson – Position Coach

- Started his coaching career in 2018 with the Dunedin team by assisting the coaching staff. In 2019, was assigned as Assistant Pitching Coach at The Toronto Blue Jays Dominican Academy... That July, he transitioned to the infield coach for the J2 signed players...In 2020, served as Infield Coach for the Dominican Academy and was instrumental in assisting the club with the Venezuelan players who were unable to get back home because of the pandemic.
- Signed as an international free agent in September of 2011 with the Toronto Blue Jays....Played as an infielder in the Blue Jays system from 2012 to 2017, reaching as high as Triple-A Buffalo.



MATEO, Jose – Position Coach

- Began his coaching career in 1995 with the Padres and remained in the organization until 2011 in a multitude of roles, including Manager, coaching different position groups, and even oversaw a grounds crew, when he came to the Blue Jays as the DSL Catching coach...Has continued his coaching versatility with the DSL Blue Jays, and was manager for the DSL Champion squad in 2015...Now serves as the Base Running and Outfield coach for the DSL affiliate.
- Signed with the San Diego Padres as an International Free Agent in 1989 out of Santo Domingo, Dominican Republic...Played three seasons of professional baseball before.



2021 MINOR LEAGUE PLAYERS

AS OF FEBRUARY 28, 2021

NAME	POS.	D.O.B.	COUNTRY	CLUB
Abbadessa, Dom E	OF	12/08/1997	USA	TOR AA
Acosta, Pedro L	RHS	12/21/2001	DR	DSL Blue Jays
Aiello, John M	3B	02/14/1997	USA	TOR 1F
Allgeyer, Nick J	LHS	02/03/1996	USA	TOR A
Alvarado, Wilgenis J	LHS	05/18/2000	VEN	TOR Complex League
Ammons, Justin R	CF	03/16/1998	USA	TOR Complex League
Aponte, Yhoangel J	CF	02/12/2004	VEN	DSL Blue Jays
Astudillo, Wilfrann C	UTL	08/05/2001	VEN	DSL Blue Jays
Baker, Bryan S	RHR	12/02/1994	USA	TOR AAA
Barger, Addison J	SS	11/12/1999	USA	TOR Complex League
Bautista, Luis J	IF	09/17/2003	DR	DSL Blue Jays
Bec, Chris	C	12/30/1995	USA	TOR A
Beltre, Manuel	SS	06/09/2004	DR	DSL Blue Jays
Bernal, Jonatan A	RHS	06/29/2002	MEX	DSL Blue Jays
Berroa, Steward	UTL	06/05/1999	DR	TOR AAA
Bouchev, Brayden J	RHR	09/20/1995	CAN	TOR AA
Bradley, Scotty A	1B	04/06/1997	USA	TOR Complex League
Brazoban, Amell	OF	10/09/2001	DR	DSL Blue Jays
Brito, Ronny R	SS	03/22/1999	DR	TOR AAA
Britton, Zach T	OF	09/09/1998	USA	TOR Complex League
Brown, Dasan M	CF	09/25/2001	CAN	TOR Complex League
Buffo, Maverik S	RHS	09/15/1995	USA	TOR AA
Caballero, Elixon S	RHR	07/09/2000	VEN	TOR AAA
Callez, Leonel D	UTL	01/25/2001	VEN	DSL Blue Jays
Camacho, Angel L	3B	06/13/1997	USA	TOR Complex League
Capra, Vinny J	SS	07/07/1996	USA	TOR AA
Caracci, Parker W	RHR	09/13/1996	USA	TOR Complex League
Cardona, Hugo E	SS	09/05/1999	VEN	TOR AA
Casimiri, Jorgeny A	RHS	07/12/2001	NTH	TOR Complex League
Castillo, Maximo A	RHS	05/04/1999	VEN	TOR AAA
Castro, Anthony S	RHR	04/13/1995	VEN	TOR AAA
Castro, Edgar E	RHS	02/07/2002	VEN	DSL Blue Jays
Chacon, Fernando A	RHS	11/16/2001	VEN	DSL Blue Jays
Chaviano, Livan	RHS	03/17/2001	CUB	DSL Blue Jays 2 (TOR/MIL)
Civit, Marc	LHS	06/23/2002	SPN	TOR Complex League
Clarke, Philip A	C	03/24/1998	USA	TOR Complex League
Cole, A.J.	RHR	01/05/1992	USA	TOR AAA
Concepcion, Jol F	RHS	09/17/1998	DR	TOR AAA
Contreras, Manuel D	IF	11/18/2002	DR	DSL Blue Jays
Contreras, Mc Gregory J	LF	08/30/1998	VEN	TOR AA
Cook, Zac A	2B	04/29/1998	USA	TOR Complex League
Danner, Hagen J	C	09/30/1998	USA	TOR 1F
David, Gary E	C	11/23/2001	VEN	DSL Blue Jays
De Jesus, Robin A	RHS	09/28/2002	DR	DSL Blue Jays
De La Rosa, Marcos E	SS	01/28/2002	DR	DSL Blue Jays
De Los Santos, Luis A	SS	06/09/1998	DR	TOR AA
De Paula, Juan F	RHS	09/22/1997	DR	TOR AAA
DiCesare, Jared M	RHS	04/21/1998	USA	TOR Complex League
Dominguez, Michael E	RHS	08/17/2000	USA	TOR Complex League
D'Orazio, Javier J	C	12/28/2001	VEN	TOR Complex League
Dykstra, James A	RHS	11/22/1990	USA	TOR AA
Eden, Cameron R	SS	03/31/1998	USA	TOR Complex League
Eisert, Brandon M	LHR	01/19/1998	USA	TOR Complex League
Ellenbest, Mike	RHS	08/20/1994	USA	TOR AA
Espino, Sebastian J	SS	05/29/2000	DR	TOR AAA
Estrada, Lazaro A	RHS	04/24/1999	CUB	TOR Complex League
Fajardo, Francisco A	UTL	05/26/2000	DR	DSL Blue Jays
Ferrer, Jose M	C	03/01/1999	VEN	TOR Complex League
Finfrock, Cre H	RHS	06/26/1996	USA	TOR A
Frasso, Nick P	RHS	10/18/1998	USA	TOR Complex League
Fraze, Nick A	RHS	10/24/1997	USA	TOR Complex League
Garcia, Andres M	RHS	07/30/2002	DR	DSL Blue Jays
Garcia, Jose M	RHS	05/03/2000	DR	DSL Blue Jays
Garcia, Luis J	SS	09/01/2003	VEN	DSL Blue Jays
Garcia, Winder E	RHS	10/11/2001	VEN	TOR Complex League
Gaston, William V	RHS	05/19/1996	CUB	TOR Complex League
Gillingham, Luke H	LHS	03/04/1994	USA	TOR AA
Gimenez, Martin G	SS	02/15/2004	VEN	DSL Blue Jays
Gold, Ryan D	C	10/10/1997	USA	TOR AAA
Gonzalez, Edisson A	RHR	10/02/1999	PAN	TOR AAA
Groshans, Jordan L	SS	11/10/1999	USA	TOR 1F
Guerra, Andres M	C	06/03/1997	VEN	TOR AA
Harris, Hobie	RHS	06/23/1983	USA	TOR AAA
Harris, Jon R	RHS	10/16/1993	USA	TOR AAA
Hernandez, Adrian U	RHS	01/22/2000	MEX	TOR Complex League
Hernandez, Roither D	RHS	03/05/1998	DR	TOR AAA
Hiciano, Jeury	RHR	02/22/2000	DR	DSL Blue Jays

BIOGRAPHIES

LAST SEASON

HISTORY

RECORDS

OPPONENTS

PLAYER DEV.

MEDIA & MISC.



Hirald, Miguel A	SS	09/05/2000	DR	TOR 1F
Horwitz, Spencer E	1B	11/14/1997	USA	TOR Complex League
Huckaby, Kyle G	LHR	06/16/1996	USA	TOR Complex League
Jimenez, Emerson A	RHS	12/16/1994	DR	TOR AAA
Jimenez, Leonardo J	SS	05/17/2001	PAN	TOR 1F
Johnson, Cobi N	RHS	11/06/1995	USA	TOR 1F
Johnston, Kyle J	RHS	07/17/1996	USA	TOR AAA
Kinwer, Tanner	CF	03/15/1996	CAN	TOR AA
Kloffenstein, Adam J	RHS	08/25/2000	USA	TOR Complex League
Knight, Nash R	UTL	09/20/1992	USA	TOR AA
Lantigua, Rafael	IF	04/28/1998	DR	TOR AA
Lara, Yunior S	RHS	01/28/2001	DR	DSL Blue Jays
Large, Cullen B	2B	01/22/1996	USA	TOR AAA
Law, Connor M	RHR	04/27/1994	USA	TOR AAA
Laws, Colton K	RHS	11/20/1995	USA	TOR AA
Lebrón, Jackxarel J	RHR	09/08/2000	PR	TOR Complex League
Logue, Zach M	LHS	04/23/1996	USA	TOR AAA
Lundquist, Brock H	OF	01/23/1996	USA	TOR AA
Maese, Justin A	RHS	10/24/1996	USA	TOR AAA
Manoah, Alek I	RHS	01/09/1998	USA	TOR Complex League
Martin, Austin A	SS	03/23/1999	USA	TOR Complex League
Martinez, Gabriel A	CF	07/24/2002	VEN	DSL Blue Jays
Martinez, Orelvis M	SS	11/19/2001	DR	TOR Complex League
Martinez, Soenni	LHS	05/26/2001	DR	DSL Blue Jays
Mayza, Tim G	LHR	01/15/1992	USA	TOR AAA
McAffer, Will H	RHS	05/30/1997	CAN	TOR 1F
McClelland, Jackson G	RHR	07/19/1994	USA	TOR AAA
McInvale, Andrew L	RHS	11/03/1996	USA	TOR Complex League
McKown, Mitch	RHS	05/21/1996	USA	TOR AA
Medrano, Elieser	RHS	08/17/1998	DR	TOR AA
Mejia, Brayán J	RHS	06/01/2000	DR	TOR Complex League
Melean, Alejandro J	RHS	10/11/2000	VEN	TOR Complex League
Mercedes, Francis J	RHS	03/05/2000	DR	DSL Blue Jays
Meza, Bejardi A	RHS	11/16/2000	NIC	DSL Blue Jays
Miller, Troy C	RHS	02/13/1997	USA	TOR 1F
Monson, Rafael A	LHS	08/16/1999	VEN	TOR Complex League
Montero, Adrian A	IF	08/23/2001	PAN	DSL Blue Jays
Morales, Anthony L	C	11/13/1998	PR	TOR Complex League
Morris, P.K.	1B	11/30/1998	USA	TOR Complex League
Morris, Tanner A	SS	09/13/1997	USA	TOR Complex League
Mueller, MacKenzie S	LF	12/16/1997	USA	TOR Complex League
Munoz, Yeuni J	OF	10/04/2003	DR	DSL Blue Jays 2 (TOR/MIL)
Murray, Joey J	RHS	09/23/1996	USA	TOR AA
Neal, DJ K	OF	01/11/1997	USA	TOR AA
Neal, Nick J	1B	10/04/2001	USA	TOR Complex League
Nunez, Anderson H	RHR	12/23/1997	DR	TOR AA
Nunez, Rainer J	SS	12/04/2000	DR	TOR Complex League
Oliva, Daniel J	OF	09/14/2001	DR	DSL Blue Jays
Orimoloye, Demi O	OF	01/06/1997	NIG	TOR AAA
Overton, Connor D	RHR	07/24/1993	USA	TOR AAA
Palmer, Trent M	RHS	04/03/1999	USA	TOR Complex League
Panik, Joe M	2B	10/30/1990	USA	TOR AAA
Pardinho, Eric E	RHS	01/05/2001	BRZ	TOR 1F
Paulino, Naswell G	LHS	04/17/2000	DR	TOR AAA
Peguero, Jonathan	C	07/23/2004	DR	DSL Blue Jays
Perdomo, Yaifer M	LHS	08/16/2001	VEN	DSL Blue Jays
Perez, Nathanael	RHS	06/05/1998	DR	TOR AAA
Perez, Ynon A	IF	05/05/2000	VEN	TOR AA
Pizarro, Juan J	CF	01/18/2002	COL	DSL Blue Jays
Podkul, Nick J	2B	04/11/1997	USA	TOR A
Ponce, Gabriel E	RHS	04/29/1999	USA	TOR Complex League
Pruitt, Reggie	CF	05/07/1997	USA	TOR AAA
Quinones, Luis S	RHS	07/02/1997	PR	TOR 1F
Quintana, Jose A	RHS	03/19/2002	VEN	DSL Blue Jays
Rackoski, Sean D	RHS	05/12/1995	USA	TOR A
Ramos, Adrian J	CF	06/18/1998	USA	TOR Complex League
Ravel, Andy M	RHS	10/12/1994	USA	TOR AA
Ray, Harrison H	SS	01/11/1998	USA	TOR Complex League
Rees, Jackson W	RHS	07/30/1994	USA	TOR A
Reyes, Marcus J	LHR	03/10/1995	USA	TOR AA
Rivas, Jose M	SS	09/05/2000	VEN	TOR Complex League
Rivera, Eric R	CF	09/19/1997	USA	TOR Complex League
Robberse, Sem	RHS	10/12/2001	NTH	TOR Complex League
Robbins, Jimmy B	LHS	12/22/1997	USA	TOR Complex League
Robertson, Will W	RF	12/26/1997	USA	TOR Complex League
Rodning, Brody O	LHS	01/14/1996	USA	TOR AA
Rosario, Tony	RHR	12/14/1997	DR	DSL Blue Jays
Ryan, Sam T	RHS	09/22/1998	USA	TOR Complex League
Sanchez, Emmanuel	SS	05/30/2001	DR	DSL Blue Jays
Santiago, Glenn L	SS	12/14/2000	PR	TOR Complex League
Saucedo, Tayler A	LHS	06/18/1993	USA	TOR AA
Schneider, Davis	3B	01/26/1999	USA	TOR Complex League
Schwecke, Trevor J	SS	12/18/1997	USA	TOR Complex League
Sellers, Donnie D	RHS	07/26/1995	USA	TOR AA



Sloniger, Ryan J	C	03/20/1997	USA	TOR Complex League
Smith, Kevin	SS	07/04/1996	USA	TOR AAA
Snead, Kirby	LHR	10/10/1994	USA	TOR AAA
Solarte, Jhon A	CF	12/09/2000	VEN	TOR Complex League
Sotolongo, Adriel	3B	04/22/1998	CUB	DSL Blue Jays 2 (TOR/MIL)
Spraker, Graham F	RHS	03/19/1995	USA	TOR AAA
Stadler, Fitz M	RHS	04/02/1997	USA	TOR 1F
Talley, LJ M	2B	05/07/1997	USA	TOR 1F
Taylor, Curtis W	RHS	07/25/1995	CAN	TOR AAA
Taylor, Samad J	2B	07/11/1998	USA	TOR AAA
Tolhurst, Anders W	RHS	09/13/1999	USA	TOR Complex League
Townsend, Grant J	RHR	08/09/1997	USA	TOR Complex League
Urena, Richard	SS	02/26/1996	DR	TOR AAA
Valdez, Julian J	RHS	12/13/1998	DR	TOR Complex League
Van Eyk, C.J. J	RHS	09/15/1998	USA	TOR Complex League
Vicuna, Kevin A	SS	01/14/1998	VEN	TOR AAA
Wall, Forrest A	OF	11/20/1995	USA	TOR AAA
Warmoth, Logan B	SS	09/06/1995	USA	TOR AAA
Watson, Troy D	RHS	06/11/1997	USA	TOR 1F
White, Tyler	1B	10/29/1990	USA	TOR AAA
Woods Richardson, Simeon	RHS	09/27/2000	USA	TOR A
Wymer, Sean J	RHS	03/19/1997	USA	TOR 1F
Young, Chavez	CF	08/08/1997	BAH	TOR AAA
Zulueta, Yosver J	RHS	01/23/1998	CUB	DSL Blue Jays
Alcalde, Eliander M	RHS	08/09/2003	VEN	DSL Blue Jays
Arias, Victor G	CF	08/24/2003	VEN	DSL Blue Jays
Arnaez, Jean C	IF	08/22/2002	PAN	DSL Blue Jays
Aumont, Philippe	RHR	01/07/1989	CAN	TOR AAA
Ayala, Cesar D	RHS	02/17/2003	VEN	DSL Blue Jays
Beltre, Starlin R	OF	02/20/2003	DR	DSL Blue Jays
Brito, Peniel	OF	12/20/2002	DR	DSL Blue Jays
Bullon, Luis A	C	12/14/2001	VEN	DSL Blue Jays
Caruci, Sergio D	RHS	10/12/2002	VEN	DSL Blue Jays
Case, Andrew P	RHR	01/06/1993	CAN	TOR AA
Castro, Christopher J	LHS	08/17/2002	DR	DSL Blue Jays
Cruz, Darwin D	RHR	09/11/2001	DR	DSL Blue Jays
De Castro, Rikelbin A	IF	01/23/2003	DR	DSL Blue Jays
DeGraaf, Josh D	RHR	01/28/1993	USA	TOR AAA
Del Rosario, Angel J	IF	01/11/2003	DR	DSL Blue Jays
Feliz, Cristian R	OF	09/07/2002	DR	DSL Blue Jays
Garcia, Endri D	IF	11/09/2002	VEN	DSL Blue Jays
Gomez, George G	RHS	01/05/2003	VEN	DSL Blue Jays
Guillotte, Andrew	UTL	03/30/1993	USA	TOR AAA
Herrera, Jefferson S	RHS	06/02/1999	DR	DSL Blue Jays
Hissey, Ryan S	C	04/08/1994	USA	TOR AA
Jimenez, Brahim E	LHS	12/10/2001	DR	DSL Blue Jays
Leon, Keiner J	RHS	10/29/2003	VEN	DSL Blue Jays
Linarez, Darlington D	OF	05/25/2002	DR	DSL Blue Jays
Liriano, Francisco	LHS	10/26/1983	DR	TOR AAA
Lopez, Jean L	RHS	10/18/2002	DR	DSL Blue Jays
Machado, Estiven J	SS	10/04/2002	VEN	DSL Blue Jays
Masson, J-C	OF	08/22/2002	CAN	TOR Complex League
Medina, Frank J	RHR	10/28/2000	DR	DSL Blue Jays
Mesia, Victor R	C	01/18/2003	VEN	DSL Blue Jays
Milone, Tommy A	LHS	02/16/1987	USA	TOR AAA
Molina, Jonelvy A	C	03/18/1997	DR	TOR Complex League
Obeso, Neiyerbe J	RHS	01/09/2004	VEN	DSL Blue Jays 2 (TOR/MIL)
Ochoa, Gabriel J	RHS	08/16/2002	VEN	DSL Blue Jays
Ozoria, Julio C	OF	11/06/2002	DR	DSL Blue Jays
Pentecost Jr., Max G	C	03/10/1993	USA	TOR AA
Perez, Kelvin E	RHS	09/09/2000	VEN	DSL Blue Jays
Perez, Nathanael	RHS	04/02/2001	DR	DSL Blue Jays
Perez, Wilder J	UTL	01/08/2002	VEN	DSL Blue Jays
Ramirez, Jorge L	RHS	08/02/2002	MEX	DSL Blue Jays
Robertis, Robert M	OF	11/29/2002	VEN	DSL Blue Jays
Rodriguez, Christopher	RHS	04/21/2001	DR	DSL Blue Jays
Rojas, Kendry Y	LHS	11/26/2002	CUB	DSL Blue Jays
Rojas, Yondrei A	RHS	11/22/2002	VEN	DSL Blue Jays
Ruwe, Thomas J	RHS	09/09/1995	USA	TOR Complex League
Santana, Angel	RHS	05/17/2002	DR	DSL Blue Jays
Santos, Dahian A	RHS	02/26/2003	VEN	DSL Blue Jays
Simon, Johan	LHR	07/01/2001	DR	DSL Blue Jays
Squires, Troy A	C	12/06/1994	USA	TOR Complex League
Urbaz, Geison M	RHR	07/05/2000	DR	DSL Blue Jays
Valdez, Yeicol	RHR	03/11/2002	DR	DSL Blue Jays
Vargas, Stephen A	RHR	02/12/2002	VEN	DSL Blue Jays
Veracierto, Francisco G	IF	01/29/2002	VEN	DSL Blue Jays
Viana, Rafael M	RHS	10/08/2002	BRZ	DSL Blue Jays
Villasmil, Guillermo A	RHS	09/13/2002	VEN	DSL Blue Jays
Vizcaino, Emanuel E	RHS	08/24/1999	DR	TOR Complex League
Weatherly, Kyle A	RHS	10/03/1994	USA	TOR A
Wilson, Brad B	RHS	08/15/1996	USA	TOR AA
Yege, Leafar A	UTL	07/15/2002	DR	DSL Blue Jays



2020 FIRST-YEAR PLAYER DRAFT

RD	PICK	PLAYER	SCHOOL	CITY	BIRTHDATE	POS	B	T	HT	WT	SCOUT
1	5	Martin, Austin	U Vanderbilt	Nashville, TN	1999-03-23	SS	R	R	6'0"	185	Nate Murrie
2	42	Van Eyk, CJ	Florida St U	Tallahassee, FL	1998-09-15	RHP	R	R	6'1"	198	Brandon Bishoff
3	77	Palmer, Trent	Jacksonville U	Jacksonville, FL	1999-04-02	RHP	R	R	6'1"	230	Matt O'Brien
4	106	Frasso, Nick	Loyola Marymount U	Los Angeles, CA	1998-10-18	RHP	R	R	6'5"	200	Bud Smith
5	136	Britton, Zach	U Louisville	Louisville, KY	1998-09-09	OF	L	R	6'1"	200	Nate Murrie

Players in bold were signed by the club

**Indicates player is Canadian

2020 INTERNATIONAL SIGNINGS

PLAYER	POS	B/T	COUNTRY	BIRTHDATE	SCOUT	SUPERVISOR
Beltre, Mael	SS	R/R	Dominican Republic	06/09/2004	Erick Ramirez	Luis Natera
Gimenez, Martin	SS	R/R	Venezuela	02/15/2004	Miguel Leal	Jose Contreras
Garcia, Luis	SS	R/R	Venezuela	09/01/2003	Francisco Plasencia	Jose Contreras
Peguero, Jon	C	B/R	Dominican Republic	07/23/2004	Alexis De La Cruz	Luis Natera
Aponte, Yhoangel	CF	R/R	Venezuela	02/12/2004	Francisco Plasencia	Luis Natera
Munoz, Yeuni	RF	R/R	Dominican Republic	10/04/2003	Alexis De La Cruz	Luis Natera
Ochoa, Gabriel	RHP	R/R	Venezuela	08/16/2002	Oscar Delgado	Jose Contreras
Chaviano, Livan	RHP	R/R	Dominican Republic	03/17/2001	Luis Natera	Luis Natera
Santana, Angel	RHP	R/R	Dominican Republic	05/17/2002	Jose Natera	Luis Natera
Simon, Johan	LHP	L/L	Dominican Republic	07/01/2001	Jhoan Gomez	Luis Natera
Contreras, Manuel	SS	R/R	Dominican Republic	11/18/2002	Alexis De La Cruz	Luis Natera
Munoz, Pedro	LHP	L/L	Panama	07/29/2004	Alexis Zapata	Francisco Plasencia
Rojas, Yondrel	RHP	R/R	Venezuela	11/22/2002	Miguel Leal	Jose Contreras
Obeso, Nelsyberber	RHP	R/R	Venezuela	01/09/2004	Francisco Plasencia	Jose Contreras
Leon, Kainer	RHP	R/R	Venezuela	10/29/2003	Miguel Leal	Jose Contreras
Urbazek, Geison	RHP	R/R	Dominican Republic	07/05/2000	Luciano Del Rosario	Luis Natera
Alcalde, Eliander	RHP	R/R	Venezuela	08/09/2003	Francisco Plasencia	Jose Contreras
De Jesus, Robin	RHP	R/R	Dominican Republic	09/28/2002	Jhoan Gomez	Luis Natera
Rojas, Kendry	LHP	L/L	Cuba	11/26/2002	Erick Ramirez	Luis Natera
Sotolongo, Adriel	3B	R/R	Cuba	04/22/1998	Luis Natera	Luis Natera
Bautista, Luis	SS	R/R	Dominican Republic	09/17/2003	Alexis De La Cruz	Luis Natera





MEDIA & MISCELLANEOUS

DAN SHULMAN

TORONTO BLUE JAYS™

MEDIA SERVICES

**TORONTO BLUE JAYS BASEBALL MEDIA
ROGERS CENTRE
ONE BLUE JAYS WAY, SUITE 3200
TORONTO, ONTARIO M5V 1J1
OFFICE: (416) 341-1301/1302/1303**

CREDENTIALS: To obtain media credentials to cover Toronto Blue Jays 2021 home games, please log on to <http://credentials.mlb.com>. Credential requests for individual games must be submitted at least 24 hours in advance of the requested game date, subject to the discretion of the Toronto Blue Jays.

We will respond to your request as soon as possible. If you are not contacted by someone from our office, please email at least one day in advance, to confirm that you have credentials before arriving at the ballpark.

Credentials will be issued only to members of the working media 18 years of age and older. No spouses, guests or children of members of the media will be issued passes.

Media passes are not transferable. Media passes must be visible at all times and will be checked by stadium security.

Any violation of these guidelines will result in immediate revocation of the credential and future access. Only credentials issued by the Toronto Blue Jays, Major League Baseball or the BBWAA will be honoured.

SEASON CREDENTIAL APPLICATIONS: The Blue Jays will issue full-season credentials to those media members who cover the club on a regular basis throughout the season. Media will be asked to submit their requests for Blue Jays season media credentials through the MLB credential system under Toronto Blue Jays 2021 Season Credentials (RC only). All requests for season credentials must be submitted by March 1, 2021.

CREDENTIAL PICKUP: Members of the media can pick up approved daily credentials inside Gate 9 at Rogers Centre, photo identification is required. Using the Gate 9 elevator, the media centre is located on the 300 level and the broadcast booths are located on the 400 level. Press Gate opens four hours prior to game time.

CLUBHOUSE ACCESS: The clubhouse is open to media with proper credentials for working purposes 3 ½ hours prior to each game and closes at the start of batting practice. The clubhouse will re-open no later than 10 minutes following the final out of each game. Access to the visiting clubhouse is subject to the visiting club's guidelines.

FIELD ACCESS: Only credentialed media with field access will be allowed onto the field prior to the game. No media will be allowed in fair territory or beyond the first and third base bags. All non-uniformed personnel must clear the field at the conclusion of visitors batting practice unless that individual has credentials expressly for in-game field privileges (photo passes, pre-game ceremonies, etc.)

LIVE TRANSMISSIONS: Television and radio stations not holding broadcast rights for Blue Jays games will be allowed to transmit live reports prior to and after Blue Jays games. All live television shots will be done on the field. No live shots will be permitted from the clubhouses. No live transmissions inside the stadium by non-rights holders will be permitted while the rights holders are on the air or the game is in progress. Radio stations will be permitted to provide "scene setters" and score updates between innings but these reports may not continue once an inning is underway. Any violations of these policies will result in revocation of credentials.

AUTOGRAPHS: No member of the media may use their access to solicit autographs or equipment from players or staff of either participating team. Any autograph needs should be directed to the Communications Department. Failure to do so will result in the revocation of credential privileges and forfeiture of any items obtained.

NOTES & STATISTICS: Game information is available in the media centre two hours prior to first pitch, as well, this information is available at www.mlbpressbox.com and www.bluejayspressbox.com.

MEDIA GUIDES: Media Guides are available upon request in the baseball media centre. As well, all MLB club media guides are available at www.mlbpressbox.com.

POST GAME PROCEDURES: Manager Charlie Montoyo will be available to the media immediately after the game in the Interview room adjacent to the Blue Jays clubhouse. Post-game interviews with the manager and players, conducted by the media with deadlines should be related to game comments.

FREELANCE: The Toronto Blue Jays do not credential freelance writers or photographers.

An exception can be made if, and only if, the writer or photographer is on assignment with a specific news organization, and all photographs taken are to be used for newsgathering purposes or official licensed products. It is the responsibility of the requesting affiliation to confirm receipt, and subsequent approval/denial of access to the game requested.

PHOTO CREDENTIALS: Credentials will be issued to those photographers on assignment for legitimate newsgathering organizations and those representatives of companies licensed by Major League Baseball.

INTERNET MEDIA/WEBSITES: Due to the growth of on-line services and our limited number of press box seats, the Blue Jays will only issue daily credentials to those websites affiliated with a recognized news gathering organization.

LOST CREDENTIALS: Those members of the media who lose their Blue Jays Credential will be asked to make a \$50.00 donation to the Jays Care Foundation prior to being issued a replacement credential.

INTERNET CONNECTION: We are pleased to offer both wireless and hard wire internet connections in the media centre and wireless connection in the photo dugouts. Please contact a member of the Communications Department for assistance.

MEDIA DINNING: Located on the 300 Level of the Media Centre, there is a \$13.00 CDN or \$12.00 US charge per meal. Media dining is open for service two-and-a-half hours prior to first pitch to accredited members of the media.

MAJOR LEAGUE BASEBALL DRESS GUIDELINES: Clothing should be appropriate for a business casual work environment. No flip-flops, no t-shirts bearing offensive, disrespectful or inappropriate messages and no ripped jeans are permitted. Clothing bearing MLB club logos should not be worn in press areas. Sheer or see-through clothing, excessively short skirts, dresses or shorts are not permitted. Tank tops, muscle shirts, one-shouldered or strapless shirts as well as clothing exposing bare midriffs or visible undergarments are not permitted.



2021 REGULAR SEASON CLUB/MEDIA REGULATIONS

The following are Major League Baseball's regulations for Club/Media Relations. They are to be observed by all parties:

1. All accredited press, radio and TV representatives shall have pre-game access to the clubhouse from three hours and 30 minutes prior to game time until one hour prior to game time, except that: (a) the media shall not have access to the clubhouse when the club is on the field for batting practice; and (b) the media may not return to the home clubhouse once the home club has taken batting practice. No Club may provide pre-game access prior to three hours and 30 minutes prior to game time. The media shall have access (outside of the clubhouse) to the home Club's manager, players or coaches after home batting practice to discuss developments (such as lineup changes, injuries, and workouts) that occur after the clubhouse closes.
2. Absent unusual circumstances that require a team meeting immediately following a game, the working media shall have access to both clubhouses no later than 10 minutes following the final out of each game (including doubleheaders and day/night split admission games). When such unusual circumstances exist, and such instances are expected to be rare, the working media shall have access to the clubhouse no later than 20 minutes following the final out of the game. The Commissioner's Office reserves the right to require access to the clubhouse 10 minutes following the final out of all games if the "team meeting" exception is abused.
3. The working media's access following a game shall be for a period no longer than one hour unless reasonable access to players is not provided during that time; provided, however, that card-carrying members of the Baseball Writers Association of America ("BBWAA") will have unlimited access after the post-game opening of the clubhouse. If reasonable access is not provided, the clubhouse must remain open. Members of the media, other than BBWAA members, may make arrangements with the club PR Director for extended access.
4. Media credentials are not transferable.
5. Clubhouses, the dugouts and the field are off-limits except to appropriate club, Commissioner's Office personnel and media bearing appropriate credentials. Club credentials are not to be issued to unauthorized personnel. The Commissioner's Office reserves the right to revoke inappropriately issued credentials.
6. Players will be available to the media before and after games for interviews. These periods should not be limited except for the pre-game period described in #1 above, and the post-game period described in #2 above. Upon request by the media, players who had key roles in the first game of a doubleheader are to be made available for a time between games.
7. The trainer's room and players' lounge are off-limits to the media, but each club controls these areas, and it is vital these areas not be used as a sanctuary for players seeking to avoid the media. It is very important to our game that ALL players are available to the media for reasonable periods and it is the player's responsibility to cooperate.
8. Ropes or other restraining barriers are not permitted to bar the media.
9. A general code is to be observed by the media so uniformed personnel may do their work unimpeded. Media are to be allowed in foul territory, in an unrestricted manner, in an area that is to be not less than the territory between first and third bases, and which territory includes the area around the batting cage, except the dirt area around the batting cage.

10. Under no circumstances shall any club discriminate in any fashion against an accredited member of the media based upon race, creed, sex or national origin.

11. Physical abuse or threats directed to members of the media (and/or official scorers) by baseball personnel will not be tolerated. Disciplinary action, including fines and suspensions, will be considered in any cases that arise.

12. Visitors in the clubhouse, including accredited media members, should conduct themselves in a professional manner. There shall be no seeking of autographs, no touching or removing of equipment or personal items from lockers, and no sampling of players' food spreads. Clubhouses are work places. Clubhouse business should be conducted as expeditiously as possible with a minimum of disruption of regular game routines. Members of the media should not excessively linger in the clubhouse when not interviewing players. Members of the media who violate the code of conduct set forth in this paragraph shall be subject to sanctions, including the loss of their accreditation as provided for in paragraph 17 below.

While in the clubhouse, members of the media are expected to be doing business. Members of the media are expected to conduct themselves in a professional manner and to respect the privileges and environment of restricted areas and working press areas at all times. Any media member in violation of this conduct policy is subject to revocation of his or her privileges and may be subject to immediate ejection.

13. Live TV and/or radio interviews with uniformed personnel during the course of a game are not authorized or permitted, nor is attaching a microphone to any uniformed personnel permitted without approval from the Commissioner's Office. Microphones may not be placed in or adjacent to dugouts and/or bullpens in a manner that will allow uniformed personnel's remarks or conversations to be overheard during the course of a game without the prior approval of the Commissioner's Office.

14. Live telephone interviews are not allowed from the clubhouse or the field without prior approval of the club. Devices with digital photography capabilities are prohibited.

15. Telephones from both dugouts to the press box are to be maintained in working order for the purpose of providing information regarding special circumstances to the media during the course of a game. Explanations of injuries should be made as soon as possible (to both the media and fans in the stadium).

16. Any club whose personnel violate these regulations will be disciplined. Any member of the media who violates these regulations will lose his or her accreditation.


17. BBWAA members are not required to sign in for clubhouse or other restricted area access but may be logged in by club personnel, subject to individual club policies. Other accredited media may be required to sign in for clubhouse access, subject to individual club policies





BUCK MARTINEZ PLAY-BY-PLAY ANNOUNCER

Buck Martinez returns for a 12th season in the broadcast booth after returning to the Blue Jays for the first time since managing the club in 2002. The 72-year-old brings with him 54 years of baseball experience, including 20 years as a player, 39 years in broadcasting, and two as a manager. Beginning in 1967 when he was signed by the Philadelphia Phillies, Martinez spent 20 years as a catcher in professional baseball with the Kansas City Royals, Milwaukee Brewers and his final six seasons with the Blue Jays. He appeared in the postseason with Kansas City in 1976, batting .333 in the five-game ALCS against the New York Yankees. Has written three books about his experiences with the Blue Jays, "From Worst to First" (1985), "The Last Out" (1986), and "Change-up" (2016). Among his 14 seasons associated with the Blue Jays, he served as manager for Toronto in 2001 and part of the 2002 season, compiling a 100-115 record. In 2006, he managed the United States team in the inaugural World Baseball Classic. He then took part in the next three WBC's as a colour commentator. Martinez' first experience with broadcasting came in 1982 when he covered the American League Championship Series, the World Series and the All-Star Game for the Telemedia Radio Network. His television broadcast career began in 1987 as a colour commentator for the Toronto Blue Jays on TSN. He began his work with ESPN radio and television in 1992, and in 1995, Martinez was awarded a Sports EMMY Award for his work on ESPN's coverage of Cal Ripken's 2,131st consecutive game. He worked as a television analyst for the Baltimore Orioles from 2003-2009, for which he won another EMMY, and has also served as a co-host of XM Radio's Baseball This Morning show on the MLB Home Plate channel. Martinez contributed colour commentary for Sunday afternoon games on TBS, as well as for the network's postseason coverage. Most recently, he has worked the All-Star game and the World Series over the last five seasons for MLB International and will do so again this fall. In 2020, he took over as President of the Baseball Assistance Team (B.A.T.), which is dedicated to confidentially assisting members of the baseball family. A California native, Martinez attended Sacramento City College, Sacramento State University, and Central Missouri State University. He and his wife, Arlene, have been married for 46 years and now reside in New Port Richey, FL. They have one son, Casey, a 47th round pick by Toronto in the 2000 First-Year Player Draft, who is married to Jennifer and has two daughters, Zoe and Lara.



DAN SHULMAN PLAY-BY-PLAY ANNOUNCER

Dan Shulman returned to the Toronto Blue Jays broadcast booth in 2016 after a 15-year absence. The Toronto native began his broadcasting career locally in 1990 at CKBB in Barrie before moving to the FAN 1430 (now Sportsnet 590 The FAN) in 1991, where he hosted a number of shows, including Prime Time Sports, The Major League Report and Baseball Today. He began serving as the Blue Jays' play-by-play commentator in 1995 alongside current Blue Jays play-by-play announcer, Buck Martinez. Following his departure from Toronto's broadcast booth in 2001, he joined ESPN full-time after having worked for the network part-time beginning in 1995. The graduate of Western University was the voice of Wednesday Night Baseball (2002-2007), Monday Night Baseball (2008-2010) and served as ESPN's Sunday Night Baseball play-by-play announcer from 2011-2017. In addition, Shulman has called ESPN Radio's MLB postseason since 1998, including the World Series since 2011. He has been a play-by-play voice for NCAA basketball for ESPN since 1995, including the network's signature Saturday Primetime games since 2007. Shulman has received many honours and accolades for his work, including being named the 2011 NSMA National Sportscaster of the Year in the US. He is the first two-time winner of the Sports Media Canada Broadcaster of the Year award (2000, 2007). On December 1, 2020, Shulman was named winner of Canadian Baseball Hall of Fame's Jack Graney Award. Later in the month he was also named a finalist for the 2021 National Baseball Hall of Fame's Ford C. Frick Award.



PAT TABLER COLOUR COMMENTATOR

Pat Tabler brings a wealth of experience to Rogers Sportsnet as the network's baseball colour commentator, entering his 29th season in television broadcasting and his 46th working in professional baseball. A former Major Leaguer, Tabler started as a studio analyst on TSN Baseball Tonight in 1993. In 2001, he became the network's full-time analyst on Blue Jays telecasts. The native of Cincinnati, OH, began his Major League career with the Chicago Cubs in 1981 before stops in Cleveland, Kansas City, New York and eventually Toronto, where he won a World Series in 1992. An All-Star in 1987, Tabler was perhaps best known to baseball fans as one of the game's greatest career clutch hitters, batting nearly .500 in bases-loaded situations. Tabler was a 1st round pick of the New York Yankees in the 1976 amateur draft and had a career batting average of .282 over 12 Major League seasons.





JAMIE CAMPBELL
HOST, BLUE JAYS CENTRAL

Jamie Campbell got his start in sports broadcasting at CBC Sports in 1987. He was a sports anchor at CBC Edmonton from 1993 to 1997 before moving on to CJOH Ottawa for a year. In 1998, he became one of Sportsnet's original broadcasters and co-hosted the first edition of Sportscentral (now Sportsnet Central). He's hosted coverage of the Grey Cup, Super Bowl, NHL Draft, MLB All-Star Game and MLB post-season. He called play-by-play for the Toronto Phantoms of the Arena Football League from 2002 to 2003, the CFL on Sportsnet in 2004, and was the play-by-play voice of the Toronto Blue Jays from 2005 to 2009. In 2010, at the Olympic Winter Games in Vancouver, millions of Canadians were watching when Campbell announced the country's historic first gold medal won in Canada by Alexandre Bilodeau. He also called the play-by-play for cycling at the London Olympics in 2012. Campbell has been part of the Blue Jays' broadcast team since 2005 and is in his 12th season as host of Blue Jays Central.



JOE SIDDALL
ANALYST

Entering his 8th season with Sportsnet, Joe Siddall was a member of the Blue Jays radio team for four years before moving to television in 2018 as an analyst on Blue Jays Central along side Jamie Campbell. He spent the previous 12 years assisting the Detroit Tigers with batting practice for home games. Signed as a free agent by the Montreal Expos in 1987, Siddall played 13 years professionally as a catcher with Expos, Marlins, Tigers and Red Sox (1988-2000), spending parts of four seasons in the Major Leagues with Montreal (1993, 1995), Florida, (1996) and Detroit (1998). He hit his lone Major League home run on August 7, 1998 off Seattle LHP Jeff Fassero at Tiger Stadium in Detroit. Born and raised in Windsor, Siddall attended Assumption High School before accepting a football scholarship to Central Michigan University as a quarterback. Joe and his wife (Dr. Tamara Siddall) have four children - Brooke, Brett, Mackenzie and Kevin (deceased).



BEN WAGNER
PLAY-BY-PLAY ANNOUNCER

In his fourth season with Sportsnet and the Toronto Blue Jays, Ben Wagner spent the previous 11 seasons with the club's Triple-A affiliate, the Buffalo Bisons (2007-2017), handling broadcast duties on radio and television. The native of New Paris, Indiana, started his professional career in baseball with the Lakewood BlueClaws (2004-2006). Wagner attended Indiana State University where he was the sports director at WISU for three years and broadcasted baseball, football and basketball. Away from the ballpark, he enjoys broadcasting college basketball, volunteering in the community and being active outdoors.



LE BASEBALL DES BLUES JAYS



JACQUES DOUCET
PLAY-BY-PLAY ANNOUNCER (FRENCH)

For 33 years on CKAC, Jacques Doucet was the voice of the Montreal Expos. Followed suit with the play-by-play calls for the Capitales de Québec of the Can-Am league. Inducted into the Québec (2002) and Canadian (2003) Baseball Hall of Fame, he met again with his long-time friend Rodger Brulotte to put together again the celebrity duo that is so synonymous with the Montreal Expos, but is now the French-speaking voice of the Toronto Blue Jays. Doucet was the recipient of the Jack Graney Award in 2004.



RODGER BRULOTTE
PLAY-BY-PLAY ANNOUNCER (FRENCH)

Rodger Brulotte's association with the Expos began in 1969 as a member of the club's scouting department. The following year he was named administrative assistant to the director of scouting and player personnel, Mel Didier. Brulotte had also been in public relations and marketing as well as serving as the team's traveling secretary from 1977-1978. He spent 17 seasons with Jacques Doucet on the Expos' French radio network. For his work on television, more than 20 years at RDS analyzing Expos games, Major League baseball games, All-Star games and postseason games, he and his partner, Denis Casavant, were nominated twice for a Gemeaux Award for sports broadcasting. In 2013, Brulotte was honoured with the Jack Graney Award joining Jacques Doucet, Jerry Howarth and Tom Cheek as members of this elite group. As of August 2012, he joined TVA Sports Network as an analyst on the Blue Jays' French broadcasts. His hobbies are golf, books and movies.

2021 BLUE JAYS RADIO STATION LIST

BRITISH COLUMBIA

CISL Vancouver 650 AM

ALBERTA

CFAC/Sportsnet 960
The FAN Calgary 960 AM
CFRN Edmonton 1260 AM

SASKATCHEWAN

CJSL Estevan 1150 AM
CFYM Kindersley 1210 AM
CJYM Rosetown 1330 AM
CFSL Weyburn 1190 AM

MANITOBA

CFRW Winnipeg 1290 AM

ONTARIO

CKGL Kitchener 570 AM
CFPL London 980 AM
CKAT North Bay 600 AM
CIWW Ottawa 101.1 FM
CJMB Peterborough 90.5 FM
CHOK Samia 1070 AM
CJCS Stratford 1240 AM
CJCL/Sportsnet 590
The FAN Toronto 590 AM
CKNX Wingham 920 AM

QUEBEC

CKGM Montreal 690 AM

NOVA SCOTIA

CJNI Halifax 95.7 FM





As the only sports and entertainment venue of its size and design in Canada, Rogers Centre is one of the most dynamic and versatile entertainment facilities in the world. From music and sport to trade and community events, some of the most iconic rock stars, entertainers, athletes, religious figures, and inspirational leaders have all delighted audiences under the dome.

Since its spectacular opening on **June 3, 1989**, Rogers Centre has achieved the highest honours in the stadium entertainment industry. Formerly known as SkyDome, the venue was renamed Rogers Centre on February 2, 2005. Structurally, Rogers Centre remains much the same today as it was when it opened in 1989, with the exception of several impactful cosmetic changes the building has undergone over the past few years, including widened concourses; updated suites; and new video and broadcast technology as part of an extensive \$20 million rejuvenation project.

One of the unique features of Rogers Centre is that it can be transformed to meet the needs of any event by converting between two primary modes: baseball and football. The 100 Level seats sit on a railway track system that rotates between each mode within hours. In addition, Rogers Centre has a fully retractable roof that enables the venue to convert into an open-air facility and rotate back in less than a half-hour, ensuring that no event needs to be cancelled due to inclement weather. The roof system features a series of three moveable panels and one stationary panel, which takes approximately 25 minutes to open or close fully. The roof weighs 11,000 tons and covers an area of 339,343 square feet, with the highest point standing 282 feet above field level.

Architects Rod Robbie and Michael Allen designed the building and patented its retractable roof system. Preparation of the site began in April 1986, with ground-breaking in October of that same year. The last exterior concrete was poured in November 1988 and the first test of the moveable roof panels was performed in January 1989. More than 10,000 person-years of employment were created with the construction of Rogers Centre.

Rogers Centre is home to impressive technology including the video and ribbon boards located in the north end and around the circumference of the 300 Level. Purchased in 2005 from Daktronics, the screen is one of the industry's leading with PROSTAR® VIDEOPLUS which uses state of the art LED technology. Measuring 110 feet wide by 33 feet high, the video board is capable of projecting 4.3 trillion colours.

The Blue Jays saw significant changes to the Rogers Centre playing surface at the start of the 2016 season. After extensive offseason research, a decision was made to retrofit the infield from its original state (four separate concrete pits filled with dirt forming home, 1st, 2nd and 3rd base) to an all dirt infield. The new dirt infield allows for greater material depth, which ensures the best quality infield surface and more consistency with Major League Baseball. Now approximately 12,000 square feet, the infield is made up of five distinct layers starting with the under fill – the existing sand and gravel base below the concrete floor – then a two-inch layer of pea gravel, which provides an area for excess water to drain. Above the pea gravel is a four-inch layer of sub-angular sand, which is an important part of the moisture management system. The remaining six-inches is filled with baseball dirt – a product made up of 60% sand, 20% clay, and 20% silt, processed specifically for baseball fields. Sitting on top of the baseball dirt is the top layer, also known as “top dressing,” which is a loose layer of calcined and vitrified clay material.

The remainder of the field is a roll up synthetic turf system, made up of the AstroTurf 3DXtreme 60 product, installed for the 2015 season. This product is a blend of monofilament and slit-film face fibres combined with a texturized thatch and reinforced backing that looks, feels, and plays more like a natural grass field. The 3DXtreme product differs from past surfaces in the type of infill required between the turf fibres.

The field is comprised of 85 panels for the baseball configuration. The largest roll is 52 metres (170 feet) long by 4.5 metres (15 feet) wide with a roll diameter of 1.4 metres (4.5 feet). With a symmetrical layout in baseball mode, the field measures 328 feet down the foul lines, 375 feet to the power alleys and 400 feet to dead center field. The diamond is centred two degrees off perfect north with a 10-foot-high outfield wall, fully padded for the protection of the players. The pitcher's mound is constructed on a fiberglass dish that is lowered and raised by a hydraulic system.

Aramark is the exclusive food and beverage supplier of Rogers Centre.

Conveniently located in the heart of Toronto's vibrant downtown community, at the base of the CN Tower and close to the Entertainment and Financial Districts, the stadium is easily accessible via the TTC and GO Transit.

ROGERS CENTRE INTERESTING FACTS

- The entire *Rogers Centre* complex spans 12.7 acres (5.14 hectares). The building itself takes up 11.5 acres (4.66 hectares).
- The diameter of the building is 700 feet while the volume inside the stadium with the roof closed is 56.5 million cubic feet (1.6 million cubic meters).
- On average, it takes approximately 40 hours to convert the field from baseball to football mode.
- Seating Capacity: approximately 54,000 (depending on layout of event)
- **Baseball Capacity: 49,286**
- Suites: 151 suites are conveniently located on the 300 and 400 levels of the venue.
- The Toronto Blue Jays 1993 World Series Title was won on home turf at *Rogers Centre* (Saturday, October 23 vs. Philadelphia; 8-6)
- On March 17, 2002 *Rogers Centre* set a venue attendance record when it hosted 68,237 fans for WrestleMania X8.
- The names of workers who helped build *Rogers Centre* can be found in a permanent tribute located in the north end of the 100L concourse.

ROGERS CENTRE MARQUEE DATES

- Official Groundbreaking: October 3, 1986
- Opening Ceremony: June 3, 1989
- Firsts:

Baseball:	June 5, 1989
Concert:	Rod Stewart – June 8, 1989
Football:	June 29, 1989 (pre-season)
	July 12, 1989 (regular season)



SKYDOME/ROGERS CENTRE FIRSTS**GAME** – Monday June 5, 1989

(Blue Jays-3, Milwaukee Brewers-5)

WIN – Wednesday, June 7, 1989

(Blue Jays-4, Milwaukee-2)

ATTENDANCE – 48,378**TIME/TEMP** – 2:43/18°C (64°F)**PITCHER** – Jimmy Key, Toronto**BATTER** – Paul Molitor, Milwaukee (doubled)**PLATE UMPIRE** – Rocky Roe**PITCH** – Fastball, called strike**HIT** – Double by Paul Molitor in 1st inning**RUN** – Paul Molitor in 1st inning**SINGLE** – Kelly Gruber, Toronto, 1st inning**DOUBLE** – Paul Molitor, 1st inning**HOME RUN** – Fred McGriff, Toronto, 2nd inning**RBI** – Gary Sheffield, Milwaukee, 1st inning**WINNING PITCHER** – Don August, Milwaukee**BLUE JAYS WINNING PITCHER** – John Cerutti**LOSING PITCHER** – Jimmy Key, Toronto**SAVE** – Dan Plesac, Milwaukee**PUTOUT** – Nelson Liriano, Toronto**ASSIST** – Kelly Gruber, Toronto**STOLEN BASE** – Fred McGriff, 6th inning**WALK** – George Bell, Toronto, 2nd inning**FIRST GAME PLAYED AT EXHIBITION STADIUM**

The Blue Jays slugged their way to a 9-5 triumph over the Chicago White Sox in their April 7, 1977, debut.

Despite snow flurries before the game and near-freezing temperatures, 44,649 fans witnessed the exciting contest, which featured 16 hits by the Blue Jays and 15 by Chicago.

The Blue Jays played 968-games from April 7, 1977-May 28, 1989 at Exhibition Stadium posting a record of 492-476 with 23,213,567 fans passing through the turnstiles.

EXHIBITION STADIUM FIRSTS**GAME** – Thursday April 7, 1977

(Blue Jays 9, Chicago White Sox 5)

ATTENDANCE – 44,649**TIME/TEMP.** – 3:22/0°C (32°F)**PITCHER** – Bill Singer, Toronto**BATTER** – Ralph Garr, Chicago (walked)**PLATE UMPIRE** – Nestor Chylak**PITCH** – Called strike**HIT** – Home run by Richie Zisk, first inning, none on**RUN** – Ralph Garr (scored on sacrifice fly by Jorge Orta)**SINGLE** – Jim Spencer, Chicago, April 7, 1977, first inning**DOUBLE** – Richie Zisk, Chicago, April 7, 1977, second inning**TRIPLE** – Ron LeFlore, Detroit, April 12, 1977, fifth inning**HOME RUN** – Richie Zisk, April 7, 1977, first inning**FIRST RBI** – Jorge Orta, Chicago, April 7, 1977, 1st inning**INSIDE-THE-PARK HOME RUN** – Cecil Cooper, Milwaukee, May 5, 1977 (fifth inning)**GRAND SLAM HOME RUN** – Hector Torres vs. New York, June 27, 1977 (fifth inning, off Ron Guidry)**TWO HOME-RUN GAME** – Doug Ault, Toronto, April 7, 1977**THREE HOME-RUN GAME** – John Mayberry, K.C., June 1, 1977**PINCH-HIT HOME RUN** – Al Woods, Toronto, April 7, 1977 (fifth inning)**WINNING PITCHER** – Jerry Johnson, Toronto (in relief), April 7, 1977**LOSING PITCHER** – Ken Brett, Chicago (starter), April 7, 1977**SAVE** – Pete Vuckovich, Toronto, April 7, 1977**PUTOUT** – Steve Bowling, Toronto (fly ball to right field) April 7, 1977**ASSIST** – Hector Torres, Toronto (ground ball to shortstop) April 7, 1977**ERROR** – Rick Cerone, Toronto, April 7, 1977**SHUTOUT** – Ferguson Jenkins, Boston, Sun. April 24, 1977 (9-0)**COMPLETE GAME** – Dave Lemanczyk, Toronto vs. Chicago, April 9, 1977**WALK** – Ralph Garr by Bill Singer, April 7, 1977 (first inning)**STRIKEOUT** – John Scott by Ken Brett, April 7, 1977 (first inning)**FORFEIT** – Baltimore, Thurs. September 15, 1977 (Blue Jays 9, Baltimore 0)**NIGHT GAME** – Mon., May 2, 1977 vs. Milwaukee (Brewers 3, Blue Jays 1)**STOLEN BASE** – Ralph Garr, Chicago, April 7, 1977 (first inning)**TRIPLE PLAY** – Clancy to Mayberry to Gomez, April 22, 1978 (sixth inning)**BALK** – Balor Moore, Toronto vs. Seattle, May 13, 1978**ONE-HITTER** – Chris Knapp, California, September 3, 1978 (Angels 3, Blue Jays 1)**NO-HITTER** – Never happened**EXHIBITION STADIUM LASTS****GAME** – May 28, 1989 (Blue Jays 7, Chicago White Sox 5), 10 innings**ATTENDANCE** – 46,120**TIME/TEMP.** – 3:19/20°C (68°F)**PITCHER** – Bobby Thigpen, Chicago**BATTER** – George Bell, Toronto, home run**PLATE UMPIRE** – Dan Morrison**HIT** – Home Run by George Bell, 10th inning**RUN** – George Bell on home run**DOUBLE** – Kelly Gruber, Toronto 10th inning**HOME RUN** – George Bell, 10th inning**RBI** – George Bell, 10th inning**WINNING PITCHER** – Tom Henke**LOSING PITCHER** – Bobby Thigpen**PUTOUT** – Fred McGriff, Toronto, 10th inning**ASSIST** – Nelson Liriano, Toronto, 10th inning**SAHLEN FIELD FIRSTS****GAME** – Tuesday August 11, 2020

(Blue Jays 5, Miami Marlins 4, 10 innings)

ATTENDANCE – 0**TIME/TEMP.** – 3:20/25°C (77°F)**PITCHER** – Hyun Jin Ryu, Toronto**BATTER** – Jonathan Villar, Miami (strikeout)**PLATE UMPIRE** – James Hoye**HIT** – Single by Travis Shaw, 1st inning, none on**HOME RUN** – Brian Anderson, August 11, 2nd inning**GRAND SLAM HOME RUN** – Danny Jansen vs. New York (AL), September 7, (6th inning, off Adam Ottavino)**TWO HOME-RUN GAME** – Travis Shaw vs. Miami, Toronto, August 12

BLUE JAYS AT ROGERS CENTRE AND EXHIBITION STADIUM

	AT EXHIBITION W-L	AT ROGERS CENTRE W-L	OPEN W-L	CLOSED W-L	OPENED/CLOSED DURING GAME W-L
1977	25-55				
1978	37-44				
1979	32-49				
1980	35-46				
1981	17-36				
1982	44-37				
1983	48-33				
1984	49-32				
1985	54-26				
1985 ALCS	2-2				
1986	42-39				
1987	52-29				
1988	45-36				
1989	12-14				
1989 ALCS		34-21	23-21	9-0	2-0
1990		1-2	-	1-2	-
1990		44-37	12-18	29-17	3-2
1991		46-35	26-22	19-10	1-3
1991 ALCS		0-3	-	0-3	-
1992		53-28	19-11	31-16	3-1
1992 ALCS		2-1	-	2-1	-
1992 WS		2-1	-	2-1	-
1993		48-33	15-14	30-17	3-2
1993 ALCS		1-2	-	1-2	-
1993 WS		2-1	-	2-1	-
1994		33-26	11-12	16-11	6-3
1995		29-43	17-26	12-16	0-1
1996		35-46	18-25	14-16	3-5
1997		42-39	20-20	18-16	4-3
1998		51-30	33-12	16-13	2-5
1999		40-41	18-34	18-5	4-2
2000		45-36	26-12	16-21	3-3
2001		39-42	20-19	18-22	1-1
2002		42-39	30-22	11-17	1-0
2003		41-40	21-17	19-20	1-4
2004		40-41	28-26	12-14	0-1
2005		43-38	27-24	13-13	3-1
2006		50-31	24-19	24-12	2-0
2007		49-32	32-19	15-13	2-0
2008		47-34	26-20	19-10	2-4
2009		44-37	17-20	22-15	5-2
2010		45-33	29-19	10-14	6-0
2011		42-39	29-30	12-9	1-0
2012		41-40	22-24	15-14	4-2
2013		40-41	23-20	15-20	2-1
2014		46-35	25-19	19-15	1-1
2015		53-28	38-14	11-14	4-0
2015 ALDS		1-2	-	1-2	-
2015 ALCS		2-1	-	2-1	-
2016		46-35	34-16	11-18	1-1
2016 ALWC		1-0	1-0	-	-
2016 ALDS		1-0	-	1-0	-
2016 ALCS		1-2	-	1-2	-
2017		42-39	22-18	20-14	0-7
2018		40-41	21-19	19-21	0-1
2019		35-46	12-20	21-25	2-1
OVERALL	492-476	1325-1126	718-611	535-458	72-57
POSTSEASON	2-2	14-15	1-0	13-15	-

All-time regular-season home wins 1835 + All time postseason home wins 16 = 1834

All-time regular-season home losses 1611 + All time postseason home losses 17 = 1619

* Games played against Philadelphia in June 2010 are considered away games in W-L records but home games in attendance records.

** All 26 home games in 2020 were played at Sahlen Field in Buffalo, NY (17-9).

BIOGRAPHIES

LAST SEASON

HISTORY

RECORDS

OPPONENTS

PLAYER DEV.

MEDIA & MISC.



GAME DELAYS AT ROGERS CENTRE

DATE	TEAM	REASON	DURATION
June 7, 1989	Milwaukee	Rain	6 minutes
August 27, 1990	Milwaukee	Bugs	35 minutes
August 10, 1991	Boston	Rain	14 minutes
July 21, 1994	Texas	Rain	7 minutes
June 18, 1997	Atlanta	Fog	14 minutes
July 26, 2003	Chicago (A)	Rain	26 minutes

GROUND RULES – ROGERS CENTRE

1. Ball hitting any portion of fence or screen in back of home plate—in play.
2. Ball going into camera booth behind home plate: thrown by pitcher from rubber—one base; any other thrown ball—two bases.
3. Ball hitting padding and bouncing over fence—two bases.
4. A fairly batted or thrown ball lodged in the padding—two bases.
5. A fairly batted or thrown ball that goes into the dugout or strikes equipment on the dugout steps is considered in the dugout.
6. Ball hitting padding on outfield fence to foul or seating side of foul line—dead ball.

HOME POSTPONEMENTS

1. April 22, 1977, vs. Boston (Friday-Day)
2. April 23, 1977, vs. Boston (Saturday-Day)
3. September 24, 1977, vs. New York (Saturday-Day)
4. September 30, 1977, vs. Cleveland (Friday-Night)
5. October 1, 1977, vs. Cleveland (Saturday-Day)
6. April 20, 1978, vs. New York (Thursday-Day)
7. May 8, 1978, vs. Oakland (Monday-Night)
8. May 14, 1978, vs. Seattle (Sunday-Day)
9. June 12, 1978, vs. Minnesota (Monday-Night)
10. May 25, 1979, vs. Boston (Friday-Night)
11. April 14, 1980, vs. Milwaukee (Monday-Opening Day)
12. April 28, 1980, vs. Kansas City (Monday-Night)
13. May 13, 1980, vs. Seattle (Tuesday-Night)
14. June 19, 1980, vs. Chicago (Thursday-Night)
15. May 5, 1981, vs. Cleveland (Tuesday-Night) - fog
16. August 30, 1981, vs. Kansas City (Sunday-Day)
17. September 21, 1981, vs. Oakland (Monday-Night)
18. June 5, 1982, vs. Cleveland (Saturday-Day)
19. June 25, 1982, vs. Minnesota (Friday-Night)
20. September 14, 1982, vs. Oakland (Tuesday-Night)
21. April 30, 1983, vs. Chicago (Saturday-Day)
22. May 29, 1983, vs. Boston (Sunday-2nd Game-DH)
23. July 4, 1983, vs. Seattle (Monday-Night)
24. April 30, 1984, vs. Texas (Monday-Night) - winds
25. April 16, 1986, vs. Baltimore (Wednesday-Day)
26. September 10, 1986, vs. New York (Wednesday-Night)
27. October 4, 1986, vs. Milwaukee (Saturday-Day)
28. April 15, 1988, vs. Minnesota (Friday-Night) - cold
29. May 17, 1989, vs. California (Sunday-Day)
30. April 12, 2001, vs. Kansas City (Thursday-Night) - unsafe roof
31. April 16, 2018, vs. Kansas City (Monday-Night) - unsafe roof
32. August 15, 2020 vs. Tampa Bay (Saturday-Night) - rain

ROGERS CENTRE FIELD MEASUREMENTS

Left Foul Line: 328 feet
Left-center Field Alley: 375 feet
Center Field: 400 feet
Right-center Field Alley: 375 feet
Right Foul Line: 328 feet

ROGERS CENTRE ADDRESS

1 Blue Jays Way
Toronto, Ontario
M5V 1J1



ROGERS CENTRE ROOF OPENINGS

FIRST OPENING DATE OF EACH SEASON

YEAR	DATE OPENED	OPPONENT	FINAL SCORE	W-L	TEMPERATURE & WIND
1989	Monday June 5	Milwaukee Brewers	Blue Jays 3 – Brewers 5	0-1	18°C/64°F, 6KM
1990	Thursday April 26	Cleveland Indians	Blue Jays 3 – Indians 4	0-2	29°C/84°F, 20KM
1991	Saturday April 27	Detroit Tigers	Blue Jays 2 – Tigers 4	0-3	20°C/68°F, 9KM
1992	Saturday May 16	Seattle Mariners	Blue Jays 6 – Mariners 7	0-4	21°C/70°F, 17KM
1993	Thursday May 6	Baltimore Orioles	Blue Jays 10 – Orioles 8	1-4	19°C/66°F, 30KM
1994	Saturday May 7**	Milwaukee Brewers	Blue Jays 3 – Brewers 2	2-4	11°C/52°F, 15KM
1995	Friday May 26	Cleveland Indians	Blue Jays 4 – Indians 7	2-5	20°C/68°F, 20KM
1996	Saturday May 25	Minnesota Twins	Blue Jays 4 – Twins 6	2-6	15°C/59°F, 18KM
1997	Saturday April 26	Seattle Mariners	Blue Jays 4 – Mariners 3	3-6	15°C/59°F, 17KM
1998	Wednesday May 13	Oakland Athletics	Blue Jays 2 – Athletics 4	3-7	20°C/68°F, 10KM
1999	Tuesday May 4	Oakland Athletics	Blue Jays 4 – Athletics 13	3-8	21°C/70°F, 15KM
2000	Friday May 5	Cleveland Indians	Blue Jays 11 – Indians 10	4-8	26°C/79°F, 30KM
2001	Wednesday June 6	Tampa Bay Rays	Blue Jays 2 – Rays 6	4-9	22°C/72°F, 20KM
2002	Wednesday April 16	Boston Red Sox	Blue Jays 3 – Red Sox 14	4-10	27°C/81°F, 29KM
2003	Monday May 26	Chicago White Sox	Blue Jays 11 – White Sox 5	5-10	17°C/63°F, 15KM
2004	Thursday May 13	Boston Red Sox	Blue Jays 12 – Red Sox 6	6-10	17°C/63°F, 10KM
2005	Friday May 6	Chicago White Sox	Blue Jays 3 – White Sox 5	6-11	17°C/63°F, 17KM
2006	Wednesday April 19	New York Yankees	Blue Jays 1 – Yankees 3	6-12	17°C/63°F, 11KM
2007	Sunday April 29	Texas Rangers	Blue Jays 7 – Rangers 3	7-12	17°C/63°F, 10KM
2008	Thursday April 17	Texas Rangers	Blue Jays 1 – Rangers 4	7-13	21°C/70°F, 19KM
2009	Thursday May 14	New York Yankees	Blue Jays 2 – Yankees 3	7-14	21°C/70°F, 35KM
2010	Wednesday April 21	Kansas City Royals	Blue Jays 3 – Royals 4	7-15	14°C/57°F, 15KM
2011	Saturday May 7	Detroit Tigers	Blue Jays 0 – Tigers 9	7-16	13°C/55°F, 13KM
2012	Thursday April 19	Tampa Bay Rays	Blue Jays 4 – Rays 9	7-17	16°C/61°F, 11KM
2013	Thursday May 2	Boston Red Sox	Blue Jays 1 – Red Sox 3	7-18	16°C/61°F, 22KM
2014	Saturday May 24	Oakland Athletics	Blue Jays 5 – Athletics 2	8-18	16°C/61°F, 8KM
2015	Wednesday May 6	New York Yankees	Blue Jays 5 – Yankees 1	9-18	16°C/61°F, 8KM
2016	Friday May 27	Boston Red Sox	Blue Jays 7 – Red Sox 5	10-18	20°C/68°F, 8KM
2017	Sunday May 28	Texas Rangers	Blue Jays 1 – Rangers 3	10-19	16°C/60°F, 23KM
2018	Wednesday May 9	Seattle Mariners	Blue Jays 5 – Mariners 2	11-19	17°C/62°F, 19KM
2019	Thursday June 6	New York Yankees	Blue Jays 2 – Yankees 6	11-20	19°C/66°F, 8KM

** – indicates roof was closed during game



BIographies

LAST SEASON

HISTORY

RECORDS

OPPONENTS

PLAYER DEV.

MEDIA & MISC.



BLUE JAYS SPRING TRAINING DIRECTORY

SITE

MINOR LEAGUE COMPLEX

Toronto Blue Jays Player Development Complex
3031 Garrison Road
Dunedin, Florida 34698

TD BALLPARK

373 Douglas Avenue
Dunedin, Florida 34698

All home games will be played at TD Ballpark

MAILING ADDRESS:

TORONTO BLUE JAYS
373 Douglas Avenue
Dunedin, Florida 34698

TELEPHONES:

TD BALLPARK OFFICE.....	(727) 733-9302
TD BALLPARK TICKETS.....	(727) 733-0429
MEDIA RELATIONS OFFICE.....	(727) 733-9302
FAX – TD BALLPARK.....	(727) 734-7661
PRESS BOX.....	(727) 738-7040

TICKET DATA:

Ticket Office at: TD Ballpark, 373 Douglas Avenue, Dunedin, FL
Monday to Friday 8:00am – 6:00pm, Saturday and Sunday 10:00am – 2:00pm for phone orders..... 1-888-525-5297
In Person: Open for ticketing support on game days

Media Parking: Limited available.

Trainer's Room: Trainer's room is not accessible to media at any time.



TD BALLPARK

The Blue Jays are the only Major League Baseball team to have remained in the same Spring Training location throughout franchise history. Located at the corner of Douglas Avenue and Beltrees Street in Dunedin, Florida, TD Ballpark has been the Spring Training home for the Toronto Blue Jays since the club's first season in 1977. It is also home to the Dunedin Blue Jays of the Florida State League (Low-A affiliate).

From 1977 to 1989, the Blue Jays played at Grant Field. The first ever Blue Jays game played there was on March 11, 1977 with the Blue Jays defeating the New York Mets by a score of 3-1. In 1990, the City of Dunedin built Dunedin Stadium at Grant Field for the Blue Jays, increasing the seating capacity from 3,417 to 6,106. The project cost of approximately \$2.4 million, designed by the architect firm Johnston Dana Associates and built by Case Contracting Company.

On September 8, 2000, the City of Dunedin and the Blue Jays reached an agreement to keep the team in Dunedin for a minimum of 15 years. Under the new agreement, major renovations were made to Dunedin Stadium and a new Minor League facility was constructed. The \$12.5 million renovation was shared between the State of Florida, Pinellas County, the City of Dunedin, and the Blue Jays. The renovations to Dunedin Stadium began in February 2002 and were designed by the architectural firm HOK Sports + Venue + Event and built by J.A. Jones Construction. The changes to Dunedin Stadium included a new two-story building beyond the right field wall, which holds the Blue Jays clubhouse, training room, and weight room on the ground floor, with office space for the Major League club on the second floor. The visiting clubhouse was located on the third-base line and the bleacher seats along the right-field foul line were removed in favour of permanent seating. The dimensions of the stadium increased from 315 to 327 feet with a capacity of 5,509.

Construction on the Minor League facility was completed for the 2003 season. The Bobby Mattick Training Center was located on the same grounds of the Englebert Complex. Until 2018, the facility featured clubhouses, offices, a weight room, five full fields, and one half field.

In December of 2018, the Blue Jays announced a partnership between the City of Dunedin, Pinellas County, and the State of Florida for a \$102 million overhaul of the ballpark and Minor League facilities, keeping Dunedin as the Spring Training home of the Blue Jays for another 25 years. The renovation to the ballpark expanded capacity to 8,500 (including standing room only) and featured a brand-new Jays Shop, renovated suites, an air-conditioned bar, a family area, a 360° boardwalk linking each side of the ballpark, an enhanced videoboard and speaker system, and refreshed concession stands and restrooms. On November 4, 2019, the Blue Jays officially renamed the newly renovated stadium TD Ballpark, building on a five-year sponsor relationship announced in early 2019. The grand opening of TD Ballpark took place on February 24, 2020 versus the Atlanta Braves.

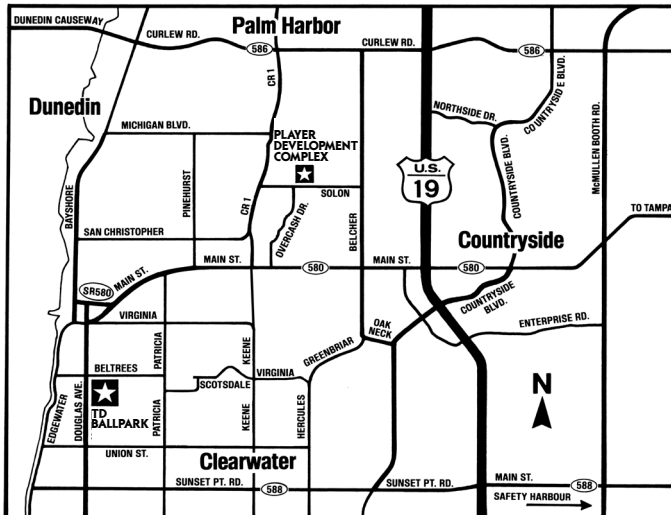
The second major piece of the investment included a revolutionary Player Development Complex, featuring three new diamonds, a 10,000 square foot weight room, dedicated Major and Minor League clubhouses, pitching and hitting labs, a 3,000 square foot kitchen, variable depth pools, a sprint hill, and covered agility field. The new facility opened in the fall of 2020, at which point the Bobby Mattick Complex will be turned over to the City of Dunedin.

The largest spring exhibition game crowd in Dunedin prior to 2020 was 6,218, on Tuesday, March 27, 1990 between the Blue Jays and the Kansas City Royals, and on Wednesday, March 13, 1985 between the Blue Jays and the New York Mets. However, that mark was eclipsed during the 2020 Home Opener at TD Ballpark, as 6,335 fans entered on February 24 to see the Blue Jays take on the Atlanta Braves in their newly renovated park.

DIMENSIONS

Left-field line	328 ft/100.0 m
Left-centre	373 ft/113.7 m
Centre field	400 ft/121.9 m
Right-centre	353 ft/107.6 m
Right-field line	328 ft/100.0 m

Fence – 10' high from LF-CF; 16' high from CF-RF
 Warning track – 20 ft/6.1 m
 Capacity – 8,500



SPRING TRAINING RECORD

YEAR	HOME W-L-T	ROAD W-L-T	OTHER W-L-T	OVERALL W-L-T	PCT
1977	5-8-0	3-8-0	0-0-0	8-16-0	.333
1978	3-8-0	5-9-0	0-0-0	8-17-0	.320
1979	6-6-0	6-6-0	0-0-0	12-12-0	.500
1980	5-4-0	5-3-0	0-0-0	10-7-0	.588
1981	7-6-0	6-7-1	0-0-0	13-13-1	.481
1982	7-7-0	8-5-1	0-0-0	15-12-1	.536
1983	9-4-0	7-6-0	1-1-0	17-11-0	.607
1984	8-6-0	5-10-0	2-2-0	15-18-0	.456
1985	11-4-0	8-5-1	1-2-0	20-11-1	.625
1986	10-3-0	5-9-0	0-0-0	15-12-0	.556
1987	5-5-1	4-6-1	0-0-1	9-11-3	.391
1988	9-5-0	9-5-2	1-1-0	19-11-2	.594
1989	12-4-0	9-6-0	0-0-0	21-10-0	.677
1990	1-5-0	3-5-0	0-0-0	4-10-0	.286
1991	6-10-0	3-9-2	1-2-0	10-21-2	.303
1992	12-4-0	1-14-0	1-3-0	14-21-0	.400
1993	8-8-0	3-11-0	2-2-0	13-21-0	.382
1994	7-10-0	5-8-1	0-4-0	12-22-1	.342
1995	4-2-1	1-3-1	0-1-0	5-6-2	.385
1996	6-8-1	3-14-0	0-3-0	9-25-1	.257
1997	12-4-0	5-10-1	0-0-0	17-14-1	.531
1998	7-10-0	9-6-0	2-0-0	18-16-0	.529
1999	8-9-0	4-11-0	0-0-0	12-20-0	.375
2000	12-5-1	6-7-0	2-2-1	20-14-2	.556
2001	8-5-0	4-11-0	0-1-0	12-17-0	.414
2002	7-5-2	6-8-1	0-0-0	13-13-3	.448
2003	8-4-2	5-6-2	0-0-0	13-10-4	.481
2004	7-8-1	6-7-1	0-0-0	13-15-2	.433
2005	9-6-0	7-4-2	0-2-0	16-12-2	.533
2006	5-10-0	7-8-0	0-0-0	12-18-0	.400
2007	6-7-2	6-7-2	0-0-0	12-14-4	.400
2008	7-7-0	6-9-0	2-0-0	15-16-0	.484
2009	7-8-1	6-9-2	1-0-1	14-17-4	.400
2010	4-6-1	8-8-0	1-1-0	13-15-1	.448
2011	8-7-0	8-7-1	0-0-0	16-14-1	.516
2012	13-3-1	11-4-0	0-0-0	24-7-1	.750
2013	8-7-1	8-10-0	2-0-0	18-17-1	.500
2014	9-7-0	7-6-0	2-0-0	18-13-0	.581
2015	9-7-0	10-6-0	1-1-0	20-14-0	.588
2016	11-1-2	5-6-1	0-2-0	16-9-3	.571
2017	4-11-1	7-7-1	1-0-1	12-18-3	.364
2018	7-7-1	6-10-0	1-1-0	14-18-1	.424
2019	6-6-1	7-8-0	1-1-0	13-14-2	.448
2020	6-2-1	7-4-1	0-0-0	13-6-2	.619
Total	329-269-22	260-328-25	25-32-4	613-628-51	.474



BIOGRAPHIES
LAST SEASON
HISTORY
RECORDS
OPPONENTS
PLAYER DEV.
MEDIA & MISC.



SPRING TRAINING ATTENDANCE

YEAR	HOME	ROAD	OTHER	TOTAL
1977	21,728	22,093	—	43,821
1978	20,009	36,334	—	56,343
1979	21,420	26,496	—	47,916
1980	15,377	18,499	—	33,876
1981	24,180	33,391	—	57,571
1982	26,442	37,237	—	63,679
1983	27,662	31,590	28,871	88,123
1984	32,869	53,900	110,990	197,759
1985	39,022	45,268	67,007	151,297
1986	43,263	62,936	—	106,199
1987	35,101	38,383	16,620	90,104
1988	42,673	73,234	39,570	155,477
1989	54,270	77,284	—	131,554
1990	21,410	27,695	—	49,105
1991	80,461	96,300	70,471	247,232
1992	84,356	102,651	103,952	290,959
1993	73,195	89,701	172,919	335,815
1994	80,310	83,782	141,465	305,557
1995	17,059	17,775	22,533	57,367
1996	54,158	83,311	18,232	155,701
1997	61,827	89,998	—	151,825
1998	48,313	78,940	31,523	158,776
1999	54,485	79,371	—	133,856
2000	48,450	77,416	35,198	161,064
2001	52,080	75,978	15,870	143,928
2002	46,530	80,262	—	126,792
2003	48,291	68,132	—	116,423
2004	58,840	82,037	—	140,877
2005	53,620	72,979	20,007	146,606
2006	53,930	82,153	—	136,083
2007	62,591	94,742	—	157,333
2008	64,444	84,835	56,257	205,536
2009	68,674	100,606	—	169,280
2010	52,550	93,019	45,257	190,826
2011	68,195	115,359	—	183,554
2012	77,108	111,493	—	188,601
2013	78,529	124,458	72,975	275,962
2014	67,830	92,035	96,350	256,215
2015	69,101	109,966	96,545	275,612
2016	72,661	87,495	106,102	266,258
2017	78,739	120,350	98,604	297,693
2018	68,927	111,098	51,151	231,176
2019	63,814	110,740	46,984	221,538
2020	46,865	73,152	—	120,017
TOTALS	2,281,359	3,274,474	1,565,453	7,121,286

* Other venues are not included in home and road.



GLOSSARY OF MEDICAL TERMS

BIographies

LAST SEASON

HISTORY

RECORDS

OPPONENTS

PLAYER DEV.

MEDIA & MISC.

ABDUCT – Movement of any extremity away from the midline of the body. This action is achieved by an abductor muscle.

AC JOINT – Acromioclavicular joint; joint of the shoulder where acromion process of the scapula and the distal end of the clavicle meet; most shoulder separations occur at this point.

ADDUCT – Movement of any extremity towards the midline of the body. This action is achieved by an adductor muscle.

ANTERIOR – In front of; the front surface of.

ANTERIOR CRUCIATE LIGAMENT (ACL) – A primary stabilizing ligament within the center of the knee joint that prevents hyperextension and excessive rotation of the joint. A complete tear of the ACL necessitating reconstruction could require up to 12 months of rehabilitation.

ANTI-INFLAMMATORY – Any agent which prevents inflammation, such as aspirin or ibuprofen.

ARTHROGRAM – X-ray technique for joints using air and/or dye injected into the affected area; useful in diagnosing meniscus tears of the knee and rotator cuff tears of the shoulder.

ARTHROSCOPY – A surgical examination of the internal structures of a joint by means of viewing through an arthroscope. An arthroscopic procedure can be used to remove or repair damaged tissue or as a diagnostic procedure in order to inspect the extent of any damage or confirm a diagnosis.

BONE SCAN – An imaging procedure in which a radioactive-labeled substance is injected into the body to determine the status of a bone injury. If the radioactive substance is taken up by the bone at the injury site, the injury will show as a “hot spot” on the scan image. The bone scan is particularly useful in the diagnosis of stress fractures.

CARTILAGE – Smooth, slippery substance preventing two ends of bones from rubbing together.

CAT SCAN – Use of a computer to produce a cross-sectional view of the anatomical part being investigated from x-ray data.

CHARLEY HORSE – A contusion or bruise to any muscle resulting in intramuscular bleeding.

CONCUSSION – Jarring injury of the brain resulting in dysfunction. It can be graded as mild, moderate or severe depending on loss of consciousness, amnesia and loss of equilibrium.

CONTUSION – An injury to muscle and tissues cause by a blow from a blunt object.

DEBRIDEMENT – Removal of non-healthy tissues and foreign material from a wound or burn to prevent infection and permit healing.

DELTOID MUSCLE – Muscles at the top of the arm, just below the shoulder, responsible for shoulder motions to the front, side and back.

DISC – A flat, rounded plate between each vertebrae of the spine. The disc consists of a thick fibering which surrounds a soft gel-like interior. It functions as a cushion for the spinal column.

FEMUR – Thigh bone; largest bone in the body.

FIBULA – Smaller of the two bones in the lower leg; runs from the knee to the ankle along the outside of the lower leg.

FRACTURE – Breach in continuity of a bone. Types of fractures include simple, compound, comminuted, greenstick, incomplete, impacted, longitudinal, oblique, stress or transverse.

GADOLINIUM MRI – The chemical gadolinium is injected into the joint being studied so as to enhance the diagnosis of the structure under investigation.

GLENOID – Cavity of the scapula into which the head of the humerus fits to form the shoulder girdle.

GRADE ONE INJURY – A mild injury in which ligament, tendon, or other musculoskeletal tissue may have been stretched or confused, but not torn or otherwise disrupted.

GRADE TWO INJURY – A moderate injury when musculoskeletal tissue has been partially, but not totally torn which causes appreciable limitation in function of the injured tissue.

GRADE THREE INJURY – A severe injury in which tissue has been significant, and in some cases totally, torn or otherwise disrupted causing a virtual total loss of function.

GROIN – Junction of the thigh and abdomen; location of muscles that rotate, flex and adduct the hip.

HEMATOMA – Tumor-like mass produced by an accumulation of coagulated blood in a cavity.

HYPEREXTENSION – Extreme extension of a limb or body part.

IMPINGEMENT SYNDROME – Pinching together of the supraspinatus muscle and other soft tissue in the shoulder. The most common (throwing) arm injury, which represents many pathologies and general involves supraspinatus overuse.

INFLAMMATION – The body’s natural response to injury in which the injury site might display various degrees of pain, swelling, heat, redness and/or loss of function.

LABRUM (Labrum Glenoidale) – The cartilage of the glenoid cavity in the shoulder. A lip-edge or lip-like structure.

LATERAL – To the outside of the body.

LIGAMENT – Band of fibrous tissue that connects bone to bone, or bone to cartilage and supports and strengthens joints.

MAGNETIC RESONANCE IMAGING (MRI) – Imaging procedure in which a radio frequency pulse causes certain electrical elements of the injured tissue to react to this pulse and through this process a computer display and permanent film establish a visual image. MRI does not require radiation and is very useful in the diagnosis of soft tissue, disc, and meniscus injuries.

MEDIAL – To the inside of the body.

MEDIAL COLLATERAL LIGAMENT (MCL) – Ligament of knee along the medial aspect that connects the femur to the joint.

MENISCUS – Crescent shaped cartilage, usually pertaining to the knee joint, also known as “cartilage.” There are two menisci in the knee, medial and lateral. These work to absorb weight within the knee and provide stability.

METACARPALS – Five long bones of the hand running from the wrist to the fingers.

METATARSALS – Five long bones of the foot, running from the ankle to the toes.

POSTERIOR – At the back part, or rear of the body.

POSTERIOR CRUCIATE LIGAMENT (PCL) – A primary stabilizing ligament of the knee that provides significant stability and prevents displacement of the tibia backward within the knee joint. A complete tear of this ligament necessitating reconstruction could require up to 12 months of rehabilitation.

QUADRICEP MUSCLES “QUADS” – A group of four muscles of the front thigh that run from the hip and form a common tendon at the patella; they are responsible for knee extension.

ROTATOR CUFF – Comprised of four muscles in the shoulder area that can be irritated by overuse. The muscles are the supraspinatus (most commonly injured), infraspinatus, teres minor and subscapularis.

ROTATOR CUFF IMPINGEMENT SYNDROME – A microtrauma or overuse injury caused by stress. The four stages are: 1) tendonitis with temporary thickening of the bursa and rotator cuff 2) fiber dissociation in the tendon with permanent thickening of the bursa and scar formation 3) a partial rotator cuff tear of less than 1 cm and 4) a complete tear of 1 cm or more.

SHIN SPLINT – A catch-all syndrome describing pain in the shin that is not a fracture or tumor, and cannot be defined otherwise.

SPRAIN – Injury resulting from the stretch or twist of the joint and causes various degrees of stretch or tear of a ligament or other soft tissue at the joint.

STRAIN – Injury resulting from a pull or torsion to the muscle or tendon that causes various degrees of stretch or tear to the muscle or tendon tissue.

STRESS FRACTURE – A hair-line type of break in a bone caused by overuse.

SYNOVITIS – Inflammation of the synovial lining of a joint.

TENDINITIS – Inflammation of the tendon and/or tendon sheath, caused by chronic overuse or sudden injury.

TENDON – Tissue that connects muscle to bone.

TIBIA – Larger of the two bones of the lower leg and is the weight-bearing bone of the shin.

ULNAR NERVE – Nerve in the elbow commonly irritated from excessive throwing.

ULTRASOUND – An electrical modality that transmits a sound wave through an applicator into the skin to the soft tissue in order to heat the local area for relieving the injured tissue and/or disperse edema.

NOTE: This list is not meant to be all inclusive, nor should it be used as a substitute for a physician’s diagnosis and/or description of an injury or illness.



DETAILED TABLE OF CONTENTS

Toronto Blue Jays	1991	214	American League	275
Baseball Club	1992	214	All-Time Attendance	276
Allan H. Selig Award for Philanthropic Excellence	1993	216	Records	276
In Memoriam	2015	218	Opponents in Toronto	276
Tony Fernandez	2016	219	Blue Jays on the Road	277
Heather Connolly	2020	220	Twenty Largest Home Crowds	277
Jays Care Foundation	Player History	221	How They Have Drawn	278
Toronto Blue Jays	All-Time Roster	221	Top All-Time Attendance Marks	278
Baseball Club & Rogers Centre	All-Time Uniform Numbers	224	Attendance Year-by-Year	279
Club Officers	1977-2020	224	Home Sellout Streaks	
Mark Shapiro	Player Transactions	228	— Regular Season	279
Ross Atkins	Blue Jays Trades	228	Attendance At The Break	280
Business Operations	The Original Blue Jays	234	Individual Records	281
Ben Colabrese	Players With Most Seasons	234	Blue Jays Career Games by Position	281
Anuk Karunaratne	as a Blue Jay	234	Home Run Records by Position (Season)	282
Marnie Starkman	Free Agency For Players on the	235	Batting Leaders	286
Mark Ditmars	40-Man Roster	235	Pitching Leaders	286
Mario R. Coutinho	Major League Rule 5 Draft,	236	Fielding Percentage — League Leaders	289
Anthony Miranda	1977-2020	236	Shutouts	289
Michelle Seniuk	Awards	238	Top Ten	290
Matthew Shuber	National Baseball Hall of Fame	238	Single Season	290
Alex Wong	Retired Numbers	239	Batting Departments	290
Baseball Operations	Level of Excellence	240	Pitching Departments	291
Tony Lacava	League Awards	244	All Time	272
Andrew Tinnish	Baseball Writers Association	244	Batting Departments	292
Joe Sheehan	of America Awards	244	Pitching Departments	293
Mike Murov	Hank Aaron Award	244	Perfect Starts to a Season	293
Mike Shaw	Edger Martinez Award	244	Consecutive Wins in	
Sanjay Choudhury	Silver Slugger Award	244	Consecutive Game Starts	294
Jeremy Reesor	Leland S. MacPhail Jr. Award	244	Consecutive Winning Streaks	
High Performance	(MVP of ALCS)	244	by Pitchers	294
Angus Mugford	World Series Most Valuable Player	244	Miscellaneous Statistics	295
Debra Harris	Toronto Blue Jays All-Star Game	245	Pitching	295
Andrew Pipkin	Selections	245	15-Game Winners	295
Phillip Dimino	Rawlings Gold Glove	246	Pitchers With Over 9 Innings	
Michael Rendon	American League Player and	247	in One Game	295
Scott Peters	Pitcher Honours	247	Blue Jays — 10 Wins	295
Ben Freakley	Player of the Week	247	Blue Jays With 10 or More	
Sam Lima	Player of the Month	248	Strikeouts in a Game	296
Jeremy Chiang	Rookie of the Month	248	Low Hit Games by Blue Jays	
Steve Rassel	Pitcher of the Month	248	(Individual/Combined)	297
Brandon Stone	Media Awards	249	Batting	298
Jose Julian Ministral	Toronto Chapter BBWAA	249	300 Hitters (502 or More PA)	298
Voon Chong	Award Winners	249	100 RBI	298
John Biggar	The Sporting News Awards	250	30 Home Runs	298
Drew MacDonald	Baseball Man of the Year in Canada	250	30 Stolen Bases	298
Dr. John Theodoropoulos	Baseball America	250	Season Records — Individual	299
Dr. David Lawrence	Minor League Player of the Year	251	Batting	299
Todd Earl	Player and Pitcher of the Month	251	Pitching	299
Jimmy VanOrstrand	Player of the Month	251	Miscellaneous	300
Scott Weberg	Pitcher of the Month	252	Fielding Season Records	301
Jeremy Tract	Blue Jays & Cy Young Voting	252	Game Records — Individual	302
Jaeng Se Hong	Blue Jays and the AL Manager	253	Batting	302
Behind the Scenes	of the Year Voting	253	"Big" RBI Games	302
Kevin Malloy	Rookie-of-the-Year	253	Pitching	303
Scott Blinn	Blue Jays and the MVP Voting	254	Fielding	303
Mustafa (Moose) Hassan	Major League Awards	255	Monthly Records — Individual	305
Alex Andraopoulos	Allen H. Selig Award for	255	Pitching	305
Nevin Ashley	Philanthropic Excellence	255	Batting	305
Eric Slotter	Club Awards	255	Club Records	306
Theron Simpson	Bobby Mattick and	255	Toronto's Best Won/Lost Records	306
MANAGER AND COACHES	Al Lamacchia Awards	255	Blue Jays Monthly Records	307
Charlie Montoyo	Howard Starkman Award	255	Miscellaneous Statistics	309
Mark Budzinski	R. Howard Webster Awards	256	Best/Worst Homestands and Roadtrips	309
Matt Buschmann	Opening Day	257	Longest Winning Streaks (10 or More)	309
Dave Hudgens	Season Openers	257	Longest Losing Streaks (10 or More)	309
Gil Kim	Home Openers	258	Longest Home Winning Streaks	309
Guillermo Martinez	Season Opening Day	258	Longest Road Winning Streaks	309
Luis Rivera	Records	258	Longest Home Losing Streaks	309
John Schneider	Lineups	259	Longest Road Losing Streaks	309
Pete Walker	BLUE JAYS RECORDS	263	Winning and Losing Streaks	
2021 TORONTO BLUE JAYS	Season Records	264	— Home and Road	310
2021 Toronto Blue Jays 40-Man Roster	Club Statistics	264	Biggest Winning and Losing Streaks	311
2021 Toronto Blue Jays Spring Roster	Year-by-Year Record	264	Longest Innings	311
How The 2021 Blue Jays Were Built	Clinching/Elimination Dates	266	Comebacks	312
40-Man Roster	(Division Winner)	266	Largest Lead Changes	312
2020 SEASON IN REVIEW	All-Time Won-Lost Breakdown	267	Triple Plays	312
2020 Season In Review	Doubleheader	267	Highest Scoring Games	313
2020 Major League Standings	Standing by Month	268	20 or More Hits	314
2020 Day-by-day Results	in First Place	268	Marathons in Blue Jays History	314
2020 Season Highs & Lows	Playing Statistics	269	Season Records — Club	315
2020 Toronto Blue Jays	Batting	269	General	315
Final Statistics	Switch-Hitters	269	Milestone Victories	315
2020 Miscellaneous Statistics	Pitching	270	Batting	316
BLUE JAYS HISTORY	Blue Jays Pitchers Whose MLB Debut	271	Teammates With 30+ HR, 30+ 2B	
History of the Toronto Blue Jays	Came as a Starter	271	& 100+ RBI (One Season)	316
History of the Logo	The Last Time	272	Fielding	316
History of the Uniform	Position Players Who Pitched	273	Pitching	317
Toronto Blue Jays in the Postseason	for the Blue Jays	273	Pitchers, Top Duos by Wins (Top 5)	317
1985	Attendance Records	275	Most Wins vs. Losses by a Pitcher	318
1989	2019 Attendance	275	Consecutive Batters Retired	318
	Blue Jays	275		



Game Records – Club.....319
 Batting.....319
 Pitching.....319
 Fielding.....319
 Monthly Records – Club.....320
 Near No-Hitters Spoiled in the 9th Inning.....320
 Consecutive Games With at Least 1 RBI.....320
 Blue Jays Rookies.....321
 Highs & Lows.....321
 An Early Start.....321
 Rookies Year by Year.....322
 Top Five Rookies.....323
 Home Runs.....324
 Club Records.....324
 Hitters.....324
 Home Run Summary (1977-2017).....324
 Pitchers.....325
 Home Runs At Rogers Centre.....326
 Rogers Centre 500 Level Home Runs.....326
 Blue Jays Five or More.....327
 Home Run Games.....327
 Four Home Runs in One Inning.....327
 Back-to-Back-to-Back Home Runs.....327
 Three Home Runs in One Inning.....328
 Consecutive Games With at Least One Home Run.....328
 Individual Records.....329
 Yearly Home Run Leaders.....329
 Most Home Runs, One Month.....329
 Home Run Trios, One Season.....329
 Home Run Duos, One Season.....329
 Most Players 10 or More Home Runs.....330
 Four Home Run Games.....330
 Three Home Run Games.....330
 Multiple 20-Plus Home Run Seasons.....331
 Consecutive Game Home Runs.....331
 Most Home Runs in a Season Series.....331
 All-Time Longest Homeless Stretches.....331
 Leadoff Home Runs.....332
 Leading Off.....332
 Blue Jays, Home Run on First Pitch of Game.....332
 Homering From Both Sides – Blue Jays (Same Game).....332
 Pinch-Hit Home Runs.....333
 PH Home Run Leaders.....333
 Inside-the-Park Home Runs.....334
 Extra-Inning Home Runs.....335
 First Major League Hit as a Home Run.....335
 Home Runs, First Major League At-Bat.....335
 Walk-Off Home Runs.....336
 Grand Slam Home Runs.....337
 Leaders.....337
 First Home Run as a Blue Jay to be a Grand Slam.....338
 Youngest Blue Jays to Hit a Grand Slam, All Time.....338

Grand Slam Record.....338
 Postseason and All-Star Homers.....339
 Blue Jays.....339
 World Series.....339
 League Championship Series.....339
 League Division Series.....339
 Wild Card.....339
 All-Star Game.....339
 Opponents.....340
 World Series.....340
 League Championship Series.....340
 League Division Series.....340
 Wild Card.....340
 All-Star Game.....340

OPPONENTS 341
 Opponents.....342
 Leading Opponents vs. Blue Jays.....342
 Low Hit Games vs. Blue Jays.....343
 Opponents All-Time Leaders vs. Toronto.....344
 Pitchers at the Plate.....354
 Consecutive Wins and Losses vs. American League Opponents.....355

PLAYER DEVELOPMENT 357
 Player Development.....358
 Gil Kim.....358
 Charlie Wilson.....358
 Matt Buschmann.....358
 Joe Sclafani.....358
 Tim Lincecum.....358
 Scouting.....359
 Ryan Mittleman.....359
 Shane Farrell.....359
 Jose “Sandy” Rosario.....359
 Lorenzo Perez.....359
 Jose Contreras.....360
 Aaron Acosta.....360
 Harry Embinder.....360
 Kory LaFreniere.....360
 Major League Scouts.....361
 Professional Scouts.....361
 Amateur Scouts.....362
 Area Scouts.....363
 Amateur Scouting Support Staff.....364
 2021 Minor League Instructors.....365
 Casey Candaele.....365
 Tamargo Jr., John.....365
 McPherson, Dallas.....365
 Mense, Hunter.....366
 Solano, Danny.....366
 Popham, Cory.....366
 Tracy, Matt.....366
 Minor League Affiliates.....367
 Candaele, Casey.....369
 Ware, Jeff.....369
 Hart, Corey.....369
 White, Devon.....369
 McGuigan, Jake.....369
 Martin, Cesar.....370

Czajkowski, Jim.....370
 Hague, Matt.....370
 Schaeffer, Chris.....370
 Short, Evan.....370
 Murphy, Donnie.....371
 Caceres, Antonio Gonzalez.....371
 Wright, Ryan.....371
 Canelles, Danny.....371
 Hill, Taylor.....371
 Hurtado, Luis.....372
 Cundari, Phil.....372
 Young, Matt.....372
 Carroll, George.....372
 Hayes, Drew.....372
 Lavallee, Brent.....373
 Mayorga, Jose.....373
 RJordan, Cory.....373
 Elliott, Paul.....373
 Holmberg, Dennis.....373
 Stewart, Zach.....373
 Fujinaka, Dane.....374
 Hernandez, Yoel.....374
 Ferrin, Andy.....374
 Stribicky, Petr.....374
 Barreto, Deiferson.....374
 Mateo, Joes.....374
 2021 Minor League Players.....375
 2020 First-Year Player Draft.....378
 2020 International Signings.....378

MEDIA & MISCELLANEOUS 379
 Media Services.....380
 2021 Regular Season.....381
 Club/Media Regulations.....382
 Broadcasting.....382
 Buck Martinez.....382
 Dan Shulman.....382
 Pat Tabler.....382
 Jamie Campbell.....383
 Joe Siddall.....383
 Ben Wagner.....383
 Le Baseball des Blues Jays.....384
 Jacques Doucet.....384
 Roger Brulotte.....384
 2021 Blue Jays Radio Station List.....384
 Blue Jays at Rogers Centre and Exhibition Stadium.....387
 Game Delays at Rogers Centre.....388
 Ground Rules – Rogers Centre.....388
 Home Postponements.....388
 Rogers Centre Field Measurements.....388
 Rogers Centre Address.....388
 Rogers Centre Roof Openings.....389
 Blue Jays Spring Training Directory.....390
 TD Ballpark.....391
 Spring Training Record.....392
 Spring Training Attendance.....393
 Glossary of Medical Terms.....394

2-0 in World Series Play.....168
 10 Consecutive Hits.....310
 10 Home Run Game.....179
 1991 All-Star Game.....131
 200 Home Runs.....96
 2010 Home Run Facts.....325
 Age When Managers Took Over Their First Game.....29
 Arbitration Cases.....236
 At the All-Star Break.....366
 Blue Jays, Most Consecutive Games With 1+ Double – All-Time.....59
 Blue Jays, Pitchers 40+ Years Old to Win Game – All-Time.....182
 Blue Jays With Two Extra-Base Hits in a Single Inning – All-Time.....148
 Call it a Draw.....175
 Canadian Baseball Hall of Fame and Museum.....265
 Canadians in the System.....26
 Dome Doubleheaders.....163
 First to 100 Home Runs.....339
 First Trip Lucky.....237
 First-Year Player Draft.....157

1st Round Selections.....105
 Grand Slams Hit by a Toronto Rookie, All-Time.....43
 Hitting for the Cycle.....51
 Home Run Trivia.....305
 How Long Did it Take.....86
 Longest Rain Delays.....304
 Longest Scoreless Innings Streaks by a Toronto Reliever Within A Season.....92
 Managers.....29
 Most Consecutive Outings Without Allowing a Run to Start Career With Blue Jays – All-Time.....41
 Most Home Runs Hit in a Series.....119
 Most Strikeouts in First Start For Blue Jays.....58
 Name the Team Contest.....79
 No Sweeps.....17
 O’ Canada.....243
 Oldest & Youngest Blue Jays.....100
 Opening Up.....135
 Over-Under.....118
 Seasons in Which Toronto Was the 1st Team To Score 500 Runs.....101
 Stieb’s No-Hitter.....157

Suspended Games.....280
 Toronto, Back to Back Home Runs More Than Once in the Same Game.....85
 Toronto, 20 Wins in a 25-Game Span.....90
 Toronto Blue Jays Ownership.....14
 Toronto, Longest Consecutive Batters Retired Streaks.....104
 Toronto, Most Consecutive Games With Starting Pitcher Allowing 3ER or Less, All-Time.....344
 Toronto, Youngest Opening Day Starters, All-Time.....95
 Toronto, Youngest Pitchers MLB Debut.....103
 Toronto, Youngest To Hit First Home Run.....72
 Winning the Game After Getting Out-Hit by 9 or More.....253
 World Series/LCS Shares.....200
 World Series Rings.....178
 Youngest Blue Jays to Record First Multi-Home Game.....106
 Youngest Position Players to Appear On Opening Day For Toronto.....122

Copyright © 2021 by the Toronto Blue Jays Baseball Club. All rights reserved. The use of any part of this publication reproduced, transmitted in any form or by any means, electronic, mechanical, photocopying, recording, or otherwise or stored in a retrieval system, without the prior written consent of the publisher – or in the case of photocopying or other reprographic copying, a license from the Canadian Reprography Collective – is an infringement of copyright law. All information is current to February 28, 2021. Entire contents are the property of the Toronto Blue Jays Baseball Club and cannot be reprinted in whole or in part without the permission of the Blue Jays Communications Department.

Printed and bound in Canada by: **Astley Gilbert Limited, Toronto, ON**




JOIN US IN THE BALLPARK...APP



Ballpark™

BE A PART OF THE GAMEDAY
ACTION WITH GREAT SECOND-
SCREEN FEATURES LIKE...

- BLUE JAYS BINGO
PRESENTED BY SOBEYS
- PICK 3
- BLUE JAYS TRIVIA
- SN NOW
- TICKETING & TEAM UPDATES
- AND MORE!



DOWNLOAD TODAY!





2021 SEASON SCHEDULE

APRIL

SUN	MON	TUE	WED	THU	FRI	SAT
				1 NYY 1:05PM	2	3 NYY 1:05PM
4 NYY 1:05PM	5 TEX 4:05PM	6 TEX 8:05PM	7 TEX 2:05PM	8 LAA 6:37PM	9 LAA 6:37PM	10 LAA 3:07PM
11 LAA 1:07PM	12 NYY 6:37PM	13 NYY 6:37PM	14 NYY 3:07PM	15 KC 8:10PM	16 KC 8:10PM	17 KC 2:10PM
18 KC 2:10PM	19	20 BOS 7:10PM	21 BOS 7:10PM	22	23 TB 7:10PM	24 TB 6:10PM
25 TB 1:10PM	26	27 WSH 6:37PM	28 WSH 6:37PM	29	30 ATL 6:37PM	

MAY

SUN	MON	TUE	WED	THU	FRI	SAT
						1 ATL 3:07PM
2 ATL 1:07PM	3 OAK 9:40PM	4 OAK 9:40PM	5 OAK 9:40PM	6 OAK 3:37PM	7 HOU 8:10PM	8 HOU 7:10PM
9 HOU 2:10PM	10	11 ATL 7:20PM	12 ATL 7:20PM	13 ATL 12:20PM	14 PHI 6:37PM	15 PHI 3:07PM
16 PHI 1:07PM	17	18 BOS 6:37PM	19 BOS 6:37PM	20 BOS 6:37PM	21 TB 6:37PM	22 TB 3:07PM
23 TB 1:07PM	24 TB 3:07PM	25 NYY 7:05PM	26 NYY 7:05PM	27 NYY 7:05PM	28 CLE 7:10PM	29 CLE 4:10PM
30 CLE 1:10PM	31					

JUNE

SUN	MON	TUE	WED	THU	FRI	SAT
		1 MIA 7:07PM	2 MIA 7:07PM	3	4 HOU 7:07PM	5 HOU 3:07PM
6 HOU 1:07PM	7	8 CWS 8:10PM	9 CWS 8:10PM	10 CWS 8:10PM	11 BOS 7:10PM	12 BOS 4:10PM
13 BOS 1:10PM	14 BOS 7:10PM	15 NYY 7:07PM	16 NYY 7:07PM	17 NYY 7:07PM	18 BAL 7:05PM	19 BAL 4:05PM
20 BAL 1:05PM	21	22 MIA 7:10PM	23 MIA 7:10PM	24 BAL 7:07PM	25 BAL 7:07PM	26 BAL 3:07PM
27 BAL 1:07PM	28	29 SEA 7:07PM	30 SEA 7:07PM			

JULY

SUN	MON	TUE	WED	THU	FRI	SAT
				1 SEA 1:07PM	2 TB 7:07PM	3 TB 3:07PM
4 TB 1:07PM	5	6 BAL 7:05PM	7 BAL 7:05PM	8 BAL 7:05PM	9 TB 7:10PM	10 TB 1:10PM
11 TB 1:10PM	12	13	14	15	16 TEX 7:07PM	17 TEX 3:07PM
18 TEX 1:07PM	19 BOS 7:07PM	20 BOS 7:07PM	21 BOS 7:07PM	22	23 NYM 7:10PM	24 NYM 7:10PM
25 NYM 1:10PM	26 BOS 7:10PM	27 BOS 7:10PM	28 BOS 7:10PM	29 BOS 7:10PM	30 KC 7:07PM	31 KC 3:07PM

AUGUST

SUN	MON	TUE	WED	THU	FRI	SAT
1 KC 1:07PM	2 CLE 3:07PM	3 CLE 7:07PM	4 CLE 7:07PM	5 CLE 7:07PM	6 BOS 7:07PM	7 BOS 3:07PM
8 BOS 1:07PM	9	10 LAA 9:38PM	11 LAA 9:38PM	12 LAA 9:38PM	13 SEA 10:10PM	14 SEA 10:10PM
15 SEA 4:10PM	16	17 WSH 7:05PM	18 WSH 4:05PM	19	20 DET 7:07PM	21 DET 3:07PM
22 DET 1:07PM	23 CWS 7:07PM	24 CWS 7:07PM	25 CWS 7:07PM	26 CWS 3:07PM	27 DET 7:10PM	28 DET 6:10PM
29 DET 1:10PM	30 BAL 7:07PM	31 BAL 7:07PM				

SEPT/OCT

SUN	MON	TUE	WED	THU	FRI	SAT
			1 BAL 7:07PM	2	3 OAK 7:07PM	4 OAK 3:07PM
5 OAK 1:07PM	6 NYY 1:05PM	7 NYY 7:05PM	8 NYY 7:05PM	9 NYY 7:05PM	10 BAL 7:05PM	11 BAL 7:05PM
12 BAL 1:05PM	13 TB 7:07PM	14 TB 7:07PM	15 TB 3:07PM	16	17 MIN 7:07PM	18 MIN 3:07PM
19 MIN 1:07PM	20 TB 7:10PM	21 TB 7:10PM	22 TB 3:10PM	23 MIN 7:40PM	24 MIN 8:10PM	25 MIN 7:10PM
26 MIN 2:10PM	27	28 NYY 7:07PM	29 NYY 7:07PM	30 NYY 7:07PM	1 BAL 7:07PM	2 BAL 3:07PM
3 BAL 3:07PM						

HOME

AWAY

Opponents and dates are subject to change.

©2021 TORONTO BLUE JAYS and all related marks and designs are trademarks and/or copyright of Rogers Blue Jays Baseball Partnership.